

Ordinary Council Meeting Minutes

26 July 2022

3.30pm





Table of Contents

1	OPENING & ANNOUNCEMENT OF VISITORS	3
2	ANNOUNCEMENTS OF PRESIDING MEMBER.....	3
3	ATTENDANCE RECORD	3
3.1	Present.....	3
3.2	Apologies	3
3.3	Leave of Absence Previously Granted	3
4	DECLARATIONS OF INTEREST	3
5	PUBLIC QUESTION TIME.....	3
6	MINUTES OF PREVIOUS MEETINGS	4
6.1	Ordinary Council Meeting – 28 June 2022	4
6.2	Special Council Meeting – 19 July 2022.....	4
7	PETITIONS/PRESENTATIONS/DEPUTATIONS/DELEGATES/REPORTS/SUBMISSIONS	4
7.1	Petitions.....	4
7.2	Presentations.....	4
7.3	Deputations	4
7.4	Delegates Reports/Submissions.....	4
8	METHOD OF DEALING WITH AGENDA BUSINESS (Show of hands)	4
9	REPORTS	5
9.1	WORKS & SERVICES	5
9.1.1	Request to call Tenders for the Road Rehabilitation Works (WSFN & RRG).....	5
9.2	PLANNING & DEVELOPMENT	8
9.3	CORPORATE SERVICES	9
9.3.1	Accounts for Payment for June 2022*	9
9.3.2	Monthly Financial Statements for June 2022*	12
9.3.3	Request to Write Off Outstanding Rates and Charges – A8942.....	14
9.4	CHIEF EXECUTIVE OFFICER	16
9.4.1	Draft Policy – Bush Fire Brigades – Management*	16
9.4.2	Relinquish Management Order G846094 – Reserve 15867	18
9.4.3	Western Australian Local Government Association – Annual Convention 2022	21
10	APPLICATIONS FOR LEAVE OF ABSENCE.....	24
11	MOTIONS OF WHICH NOTICE HAS BEEN RECEIVED	24
12	QUESTIONS FROM MEMBERS WITHOUT NOTICE	24
13	NEW BUSINESS OF AN URGENT NATURE (INTRODUCED BY DECISION OF THE MEETING).....	24



14	MEETING CLOSED TO THE PUBLIC – CONFIDENTIAL BUSINESS AS PER LOCAL GOVERNMENT ACT, 1995, SECTION 5.23(2)	24
15	SCHEDULING OF MEETING	24
16	CLOSURE	24
17	CERTIFICATION	24



SHIRE OF DALWALLINU

MINUTES of the Ordinary Meeting of Council held at the Council Chambers, Shire Administration Centre, Dalwallinu on Tuesday 26 July 2022 at 3.30pm.

1 OPENING & ANNOUNCEMENT OF VISITORS

The Chairperson (President) opened the meeting at 3.32pm.

2 ANNOUNCEMENTS OF PRESIDING MEMBER

Nil

3 ATTENDANCE RECORD

3.1 Present

Shire President	Cr KL Carter	
Deputy Shire President	Cr SC Carter	<i>(via electronic means at 3.32pm)</i>
	Cr KJ Christian	
	Cr JL Counsel	
	Cr DS Cream	
	Cr KM McNeill	
	Cr NW Mills	
Chief Executive Officer	Mrs JM Knight	<i>(via electronic means at 3.32pm)</i>
Manager Corporate Services	Mrs AI Bryant	
Executive Assistant	Mrs DJ Whitehead	

Public

Nil

3.2 Apologies

Cr MM Harms

3.3 Leave of Absence Previously Granted

Nil

4 DECLARATIONS OF INTEREST

Nil

5 PUBLIC QUESTION TIME

Nil



6 MINUTES OF PREVIOUS MEETINGS

6.1 Ordinary Council Meeting – 28 June 2022

MOTION 9937

Moved Cr KM McNeill

Seconded Cr NW Mills

That the Minutes of the Ordinary Meeting of Council held 28 June 2022 be confirmed.

CARRIED 7/0

6.2 Special Council Meeting – 19 July 2022

MOTION 9938

Moved Cr DS Cream

Seconded Cr KJ Christian

That the Minutes of the Special Meeting of Council held 19 July 2022 be confirmed.

CARRIED 7/0

7 PETITIONS/PRESENTATIONS/DEPUTATIONS/DELEGATES/REPORTS/SUBMISSIONS

7.1 Petitions

Nil

7.2 Presentations

Nil

7.3 Deputations

Nil

7.4 Delegates Reports/Submissions

Nil

8 METHOD OF DEALING WITH AGENDA BUSINESS (Show of hands)

As agreed.



9 REPORTS

9.1 WORKS & SERVICES

9.1.1 Request to call Tenders for the Road Rehabilitation Works (WSFN & RRG)

Report Date	26 July 2022
Applicant	Shire of Dalwallinu
File Ref	FM/28 – Financial Management - Tendering
Previous Meeting Reference	Nil
Prepared by	Marc Bennett, Manager Works & Services
Supervised by	Jean Knight, Chief Executive Officer
Disclosure of interest	Nil
Voting Requirements	Simple Majority
Attachments	Nil

Purpose of Report

Council is requested to authorise the calling of tenders for the provision of road rehabilitation works for Wheatbelt Secondary Freight Network (WSFN) 2022-2023 projects and the 2022-23 Regional Road Group (RRG) project and to set the tender qualitative criteria.

Background

The WSFN comprises some 4,400km of local government managed roads across 53 routes that connect with State and National highways to provide access for heavy vehicles into the region.

The Shire of Dalwallinu is included in the Jurien Bay to Dalwallinu and the Dowerin to Dalwallinu routes which total \$50,600,000.

At the Ordinary Council Meeting held 22 June 2021, Council resolved the following:

Prism Consulting have met with the Manager Works & Services and have prepared tender documentation for the upcoming works and require the qualitative criteria for the tender documentation.

Consultation

Chief Executive Officer
Prism Consulting

Legislative Implications

State

Local Government Act Section 3.57 - Provision of goods and services

Local Government (Functions and General) Regulations 1996

Policy Implications

Local

Council Policy 3.3 Regional Price Preference

Council Policy 3.5 Purchasing

Financial Implications

An allocation has been made in the 2022-2023 budget for works associated with the WSFN.



Strategic Implications

Nil

Site Inspection

Nil

Triple Bottom Line Assessment

Economic implications

There are no known significant economic implications associated with this proposal.

Social implications

There are no known significant social implications associated with this proposal.

Environmental implications

There are no known significant environmental implications associated with this proposal.

Officer Comment

The works planned for 2022-2023 are as follows:

Wheatbelt Secondary Freight Network

- Bell Road (SLK2.47 – SLK8.68)
- Dalwallinu-Kalannie Road (SLK15.00 – SLK17.00)
- Dalwallinu-Kalannie Road (SLK17.00 – SLK23.58)
- Dalwallinu-Kalannie Road (SLK26.58 – SLK31.47)

Regional Road Group

Pithara East Road (SLK10.86 – SLK14.86)

This is a procedural item as per the *Local Government Act 1995* to allow the Officers to call for tenders.

Approval to call for tenders is requested so that tenders can be sourced, assessed and appointed by Council to allow the works to proceed once the WSFN funding approval is received.

The proposed weighting for scoring of the tenders is listed below:

Price	30%
Relevant Experience	15%
Tenderer's Resources	20%
Tenderer's OHS policies and procedures	25%
Methodology of Works	10%

Officer Recommendation

That Council:

1. Authorise the calling of tenders for the Provision of Road Rehabilitation Works for the 2022-2023 Wheatbelt Secondary Freight Network and 2022-2023 Regional Road Group projects;
2. Set the qualitative criteria for the tender for the provision of Road Rehabilitation Works as:

Price	30%
Relevant Experience	15%
Tenderer's Resources	20%
Tenderer's OHS policies and procedures	25%
Methodology of Works	10%



Resolution

MOTION 9939

Moved Cr NW Mills
Seconded Cr KM McNeill

That Council:

1. Authorise the calling of tenders for the Provision of Road Rehabilitation Works for the 2022-2023 Wheatbelt Secondary Freight Network and 2022-2023 Regional Road Group projects;
2. Set the qualitative criteria for the tender for the provision of Road Rehabilitation Works as:

Price	30%
Relevant Experience	15%
Tenderer's Resources	20%
Tenderer's OHS policies and procedures	25%
Methodology of Works	10%

CARRIED 7/0



9.2 PLANNING & DEVELOPMENT

There were nil reports this month for Planning & Development.



9.3 CORPORATE SERVICES

9.3.1 Accounts for Payment for June 2022*

Report Date	26 July 2022
Applicant	Shire of Dalwallinu
File Ref	FM/9 Financial Reporting
Previous Meeting Reference	Nil
Prepared by	Christie Andrews, Senior Finance Officer
Supervised by	Ally Bryant, Manager Corporate Services
Disclosure of interest	Nil
Voting Requirements	Simple Majority
Attachments	Summary of Accounts for Payment

Purpose of Report

Council is requested to consider the acceptance and approval of the Schedule of Accounts for Payment.

Background

A list of invoices paid for the month of June 2022 from the Municipal Account, to the sum of \$2,721,030.20 paid by EFT is attached together with a list of bank fees, payroll, direct debit payments, loan payments and transfer to Term Deposits. These payments total \$2,971,524.29. There were no payments from the Trust Account. Total payments from all accounts being \$2,971,524.29 have been listed for Council's ratification.

Consultation

In accordance with the requirements of the *Local Government Act 1995* a list of accounts paid, by approval of the Chief Executive Officer under Council's delegated authority, is to be completed for each month showing:

- The payees names
- The amount of the payments
- Sufficient information to identify the payment
- The date of the payment

The attached list meets the requirements of the Financial Regulations,

In addition to the above statutory requirements, Financial Management Regulation Section 13(4) requires 'the total of the other outstanding accounts be calculated and a statement be presented to Council at the next Council meeting'.

Legislative Implications

State

Local Government Act 1995

Local Government (Financial Management) Regulations 1996

Policy Implications

Nil



Financial Implications

Payments are in accordance with the adopted revised budget for 2021/2022.

Strategic Implications

Nil

Site Inspection

Not applicable

Triple Bottom Line Assessment

Economic implications

There are no known significant economic implications associated with this proposal.

Social implications

There are no known significant social implications associated with this proposal.

Environmental implications

There are no known significant environmental implications associated with this proposal.

Officer Comment

Accounts for Payments are in accordance with the adopted revised budget for 2021/2022 or authorised by separate resolution.

Officer Recommendation

That Council, in accordance with the requirements of sections 13(1), 13(3), and 13(4) of the *Local Government (Financial Management) Regulations 1996* a list of payments made in June 2022 under Chief Executive Officer's delegated authority is endorsed in respect to the following bank accounts:

Municipal Fund Account totalling \$2,971,524.29 consisting of:

EFT Payments (EFT13299-EFT13446)	\$2,721,030.20
EFT Payments (Payroll)	\$127,087.00
Direct Debit – Superannuation (DD16710.1-11, & DD16731.1-12)	\$24,175.27
Direct Debit – Credit Card (DD16726.1)	\$1,444.80
Direct Debit – Fines Enforcement (DD16740.1)	\$715.50
Direct Debit – Housing Bonds (DD16726.1)	\$1,008.00
Direct Debit – Payments to Department of Transport	\$95,371.40
Bank Fees	\$692.12



Resolution

MOTION 9940

Moved Cr JL Counsel
Seconded Cr KM McNeill

That Council, in accordance with the requirements of sections 13(1), 13(3), and 13(4) of the *Local Government (Financial Management) Regulations 1996* a list of payments made in June 2022 under Chief Executive Officer's delegated authority is endorsed in respect to the following bank accounts:

Municipal Fund Account totalling \$2,971,524.29 consisting of:

EFT Payments (EFT13299-EFT13446)	\$2,721,030.20
EFT Payments (Payroll)	\$127,087.00
Direct Debit – Superannuation (DD16710.1-11, & DD16731.1-12)	\$24,175.27
Direct Debit – Credit Card (DD16726.1)	\$1,444.80
Direct Debit – Fines Enforcement (DD16740.1)	\$715.50
Direct Debit – Housing Bonds (DD16726.1)	\$1,008.00
Direct Debit – Payments to Department of Transport	\$95,371.40
Bank Fees	\$692.12

CARRIED 7/0



EFT PAYMENTS FOR THE MONTH OF JUNE 2022

Chq/EFT	Date	Name	Description	Amount
EFT13299	02/06/2022	On Hold On Line	Monthly on hold message - May 22	77.00
EFT13300	02/06/2022	WESTRAC EQUIPMENT PTY LTD	Set of wear strips DL122	484.24
EFT13301	02/06/2022	RBC - RURAL	Meterplan charge for admin photocopiers - May 22	880.31
EFT13302	02/06/2022	JASON SIGNMAKERS	Rural Street Sign and New Dump point signs at Kalannie Caravan Park	204.20
EFT13303	02/06/2022	WATER CORPORATION	Water Usage March to May and Service Charges May to June	8,155.78
EFT13304	02/06/2022	BOC LIMITED	Monthly container rental 28/4/22 to 28/5/22	39.40
EFT13305	02/06/2022	Bridgestone Service Centre Dalwallinu	Repairs to tyres on DL 131, DL 9360 & Slasher	111.50
EFT13306	02/06/2022	BURGESS RAWSON (WA) PTY LTD	Water usage 24/3 to 25/5 - Kalannie	219.14
EFT13307	02/06/2022	OFFICEWORKS	Shire Stationery order for admin, May 2022.	396.30
EFT13308	02/06/2022	ST JOHN AMBULANCE DALWALLINU	St John Ambulance memberships collected during May 22	116.00
EFT13309	02/06/2022	SYNERGY	Electricity Usage -March to May 2022	4,506.54
EFT13310	02/06/2022	Department Of Fire And Emergency Services	2021/22 ESL Quarter 4	8,897.53
EFT13311	02/06/2022	TOLL IPEC PTY LTD	Freight charges	47.00
EFT13312	02/06/2022	ISWEEP	Sweep Kalannie and Dalwallinu	5,346.00
EFT13313	02/06/2022	Refuel Australia	10,000 ltr Diesel for Dalwallinu Shire Depot	19,899.00
EFT13314	02/06/2022	PJ BYWATERS & CO	Water & Gravel Cart Hire	39,543.63
EFT13315	02/06/2022	The Workwear Group Pty Ltd	Staff uniforms	358.75
EFT13316	02/06/2022	DOWNER EDI WORKS PTY LTD	Wet mixing & demobe WSFN Projects	87,991.20
EFT13317	02/06/2022	J & B SAWYER	Gravel	35,380.00
EFT13318	02/06/2022	E & MJ ROSHER PTY LTD	Set of brushes for road broom	2,837.73
EFT13319	02/06/2022	DAVE WATSON CONTRACTING PTY LTD	Pruning of tree's ELC	990.00
EFT13320	02/06/2022	Airport Lighting Specialists Pty Ltd	Repairs to PAAL Unit & x Led Blue taxiway edge light assembly for Nugadong Airport	2,095.50
EFT13321	02/06/2022	Hanks Maintenance And General	General Maintenance of Kalannie Townscape - April 22	2,431.00
EFT13322	02/06/2022	ALEMLUBE PTY LTD	Inspection 1 x car hoist Inspection 1 x truck hoist	922.90
EFT13323	02/06/2022	R n R Auto Electrics	Antenna for DL275	29.66
EFT13324	02/06/2022	Liberty Plumbing & Gas	Supply and replace electric oven at 3 Salmon Gum Place, repair water fountain at Kalannie Hall	2,966.70

EFT PAYMENTS FOR THE MONTH OF JUNE 2022

Chq/EFT	Date	Name	Description	Amount
EFT13325	02/06/2022	Civil Engineering Project Management Pty. Ltd	Engineering Consultancy - DRFAWA Claim AGRN962 - May '22	28,908.00
EFT13326	02/06/2022	Site Architecture Studio	Dalwallinu Multi Purpose Early Childhood Learning Centre Consultancy	4,287.80
EFT13327	02/06/2022	West Coast Stabilisers	Provision of Grading Services - April 2022	39,919.00
EFT13328	02/06/2022	Department of Mines, Industry Regulations and Safety	BSL collected for the month of May 22	590.47
EFT13329	02/06/2022	Landmark Engineering & Design Pty Ltd	Thermostat Replacement for memorial park BBQ	155.10
EFT13330	02/06/2022	Poolshop Online Pty Ltd	Davey Sump pump DCS40A drainage and chemicals for Dalwallinu Aquatic Centre	1,864.85
EFT13331	02/06/2022	Kleen West Distributors	Cleaning products	924.33
EFT13332	02/06/2022	Harrys Building & Maintenance	Repairs to Pithara Hall roof and mini excavator hire	1,455.00
EFT13333	02/06/2022	Three Sons Pty Ltd	Shire Medicals for new staff - May 2022	506.00
EFT13334	02/06/2022	Dalwallinu Traders	Assorted purchases for April 2022	17.60
EFT13335	02/06/2022	Hersey's Safety Pty Ltd	R150 Spreader and assorted workshop items	2,773.10
EFT13336	02/06/2022	Maximum Drainage	Lay rock pitching at Roberts Road and Install culverts at Xantippe tank	18,062.00
EFT13337	02/06/2022	PRISM CONTRACTING & CONSULTING PTY LTD	Project Management WSNF Projects	22,950.66
EFT13338	02/06/2022	WITHERS & ASSOCIATES PTY LTD	Develop Public Health Plan for Shire of Dalwallinu	4,582.00
EFT13339	02/06/2022	Stantec Australia Pty Ltd	Development of Dalwallinu Bike Plan	1,100.00
EFT13340	02/06/2022	Department Of Water & Environmental Regulation	Tracking form numbers 6363109-6363118, activation date 9/5/22	440.00
EFT13341	02/06/2022	GNC Quality Precast Geraldton	6 x Fire pits	5,544.00
EFT13342	02/06/2022	Subterranean Service Locations WA	Service Location	3,770.80
EFT13343	02/06/2022	Allstate Kerbing and Concrete	Supply and Lay Kerb Roberts Road (Ref RFQ2122-35)	59,410.12
EFT13344	02/06/2022	Belmont Elders	Return of venue & key bond paid 19/5/22 for hire 19 & 20/5/22	190.00
EFT13345	02/06/2022	BOEKEMAN MACHINERY	Services for DL 747 and DL 134	780.74
EFT13346	02/06/2022	WA LOCAL GOVERNMENT ASSOCIATION	Rapid Antigen Testing Kits and training	2,684.50
EFT13347	02/06/2022	LANDGATE	UV & Mining Rolls, GRV Schedule G2022/05	8,524.35
EFT13348	15/06/2022	JOHN R WALLIS ENGINEERING	Assorted purchases for April 2022	2,122.68

EFT PAYMENTS FOR THE MONTH OF JUNE 2022

Chq/EFT	Date	Name	Description	Amount
EFT13349	15/06/2022	KLEENHEAT GAS	Bulk LPG delivery for Dalwallinu Caravan Park and yearly facility fees	1,550.89
EFT13350	15/06/2022	SYNERGY	Electricity Usage - April to June 2022	1,850.54
EFT13351	15/06/2022	ROWDY'S ELECTRICAL	Contract Electrician	4,289.94
EFT13352	15/06/2022	WCP Civil Pty Ltd	WSFN Road Rehabilitation Works-Dal/Kal Rd	473,982.46
EFT13353	15/06/2022	Wa Contract Ranger Services Pty Ltd	Ranger services 6/5, 17/5 & 31/5	1,980.00
EFT13354	15/06/2022	Exit Weeds	Verge Spraying various rural roads-ref RFQ 2122-01	12,512.50
EFT13355	16/06/2022	Elders Scholz Rural	6 x 20 ltrs Crucial 600 / 1 x 20 ltrs Kamba M	2,244.00
EFT13356	16/06/2022	JASON SIGNMAKERS	4 x Wheatbelt Secondary Freight Network Signs	315.00
EFT13357	16/06/2022	WRIGHT EXPRESS FUEL CARDS AUSTRALIA LTD	Fuel for DL103 - May 22	3,160.85
EFT13358	16/06/2022	AUSTRALIA POST - SHIRE	Postage charges for shire admin - May 22	149.06
EFT13359	16/06/2022	DALLY AG SUPPLIES	2 x Satellite Decoder box	627.51
EFT13360	16/06/2022	AVON WASTE	Waste collections for May 22	16,554.12
EFT13361	16/06/2022	Nutrien Ag Solutions	Chemicals for road spraying and Kalannie Oval	29,246.80
EFT13362	16/06/2022	JENNY'S BAKEHOUSE	Citizenship Ceremony - afternoon tea and birthday cake.	85.00
EFT13363	16/06/2022	TOLL IPEC PTY LTD	Freight charges for library exchange, Number Plates, Signs and parts	73.44
EFT13364	16/06/2022	Refuel Australia	9000 litres diesel for depot	19,170.00
EFT13365	16/06/2022	The Workwear Group Pty Ltd	Staff Uniforms	449.48
EFT13366	16/06/2022	Conquest Group Of Companies Pty Ltd	Steel	435.60
EFT13367	16/06/2022	ROWDY'S ELECTRICAL	TV Decoder	484.00
EFT13368	16/06/2022	R n R Auto Electrics	Supply and fit 2 x beacon lights to DL 80 and repairs to DL 147	1,041.07
EFT13369	16/06/2022	AFGRI EQUIPMENT AUSTRALIA PTY LTD	Chain saw chain/file and trimmer line	217.20
EFT13370	16/06/2022	DALLCON	Concrete for Dalwallinu Caravan Park and Roberts Road	1,430.00
EFT13371	16/06/2022	WCP Civil Pty Ltd	Wet Hire of Grader for Roberts Road Construction - Ref RFQ2122-30	55,916.30

EFT PAYMENTS FOR THE MONTH OF JUNE 2022

Chq/EFT	Date	Name	Description	Amount
EFT13372	16/06/2022	River Engineering	Surveyor and geotechnical engineer report for storage dam and stormwater dam	23,150.16
EFT13373	16/06/2022	P & J Transport Pty Ltd	Delivery charge for spreader	104.50
EFT13374	16/06/2022	Ixom Operations Pty Ltd	Container service fee for sewerage scheme - May 22	84.57
EFT13375	16/06/2022	Marketforce Pty Ltd	Advert RFT2122-07 Multi Purpose Early Childhood Learning Centre	518.29
EFT13376	16/06/2022	Liberty Plumbing & Gas	Repair water meter - Dalwallinu Caravan Park managers residence	680.00
EFT13377	16/06/2022	Bradyn Joel Wallis	Refund of infrastructure bond and crossover contribution	5,000.00
EFT13378	16/06/2022	Dalwallinu Foodworks	Assorted goods purchased - May 22	295.89
EFT13379	16/06/2022	West Coast Stabilisers	Provision of Grading Services - May 2022	45,666.50
EFT13380	16/06/2022	E Fire & Safety	Fire testing at Shire admin building - May 2022	561.00
EFT13381	16/06/2022	Geko	Custom made heavy duty fold up ramps	2,790.48
EFT13382	16/06/2022	RICOH FINANCE	Lease fees for Shire admin printers	507.09
EFT13383	16/06/2022	BUNNINGS TRADE	Assorted products Dalwallinu Caravan park & 1/11 James Street	736.89
EFT13384	16/06/2022	Dalwallinu Traders	Assorted purchases for May 2022	901.06
EFT13385	16/06/2022	Hersey's Safety Pty Ltd	Disposable White Coveralls	127.05
EFT13386	16/06/2022	Martin Grant	Dam Construction Roberts Rd, Refuse Site clean up & gravel pushing	39,911.85
EFT13387	16/06/2022	Nifty Pty Ltd	Purchase one Trailer Mounted Work Platform	46,016.26
EFT13388	16/06/2022	Midwest Turf Supplies	1 x pod liquid green & 1/2 pod liquid wetter soil	8,332.78
EFT13389	16/06/2022	Supercivil Pty Ltd	Supply and Lay 7687 m2 40mm MRWA 10/75 intersection mix for Roberts Road-REF RFQ 2122-34	178,415.27
EFT13390	16/06/2022	The Specatcle Hut	Return of venue bond paid 3/6/22 for hire 3/6/22	210.00
EFT13391	16/06/2022	Allison Martin	Refund of venue & key bond for hire 2/6/22 paid 1/6/22	280.00
EFT13392	16/06/2022	Downer EDI Works (Somerton, Vic.)	Refund of standpipe bond for card 108990 - bond paid 18/5/22	50.00
EFT13393	16/06/2022	CALTHA PTY LTD	100 ton yellow sand	660.00

EFT PAYMENTS FOR THE MONTH OF JUNE 2022

Chq/EFT	Date	Name	Description	Amount
EFT13394	16/06/2022	BOEKEMAN MACHINERY	Contribution towards crossover @ 11 Bell St - as per Council Policy 5.7	1,806.75
EFT13395	16/06/2022	KALANNIE COMMUNITY RESOURCE CENTRE	Advertising in the Kalannie Kapers	30.00
EFT13396	16/06/2022	DALWALLINU COMMUNITY RESOURCE CENTRE	Advertising in the Totally Locally	108.00
EFT13397	17/06/2022	WCP Civil Pty Ltd	WSFN Road Rehabilitation Works - Dal/Kal Rd	473,982.47
EFT13398	21/06/2022	RBC - RURAL	Meterplan charge for admin photocopiers - Jun 22	1,355.47
EFT13399	21/06/2022	T-QUIP	2 x Forward/Reverse cables	204.15
EFT13400	21/06/2022	Bridgestone Service Centre Dalwallinu	Tyres for DL 747 & alignment for DL 89	465.00
EFT13401	21/06/2022	TELSTRA	Usage to 6/5 & service/rental to 6/6 & phone usage to 6/6/22 and service/rental to 6/7/22	1,276.76
EFT13402	21/06/2022	KALANNIE BURAKIN FOOTBALL CLUB	Annual donation to Kalannie Football Club for 21/22	2,000.00
EFT13403	21/06/2022	TOLL IPEC PTY LTD	Freight charges for signs - Wheatbelt Secondary Freight Network	12.65
EFT13404	21/06/2022	Conquest Group Of Companies Pty Ltd	Repairs to car port at 11 James Street, (welding repairs)	616.00
EFT13405	21/06/2022	DALWALLINU HAULAGE	Freight on shelter ex Exteria	227.05
EFT13406	21/06/2022	Bitutek Pty Ltd	Sealing works WSFN Projects	480,689.53
EFT13407	21/06/2022	Liberty Plumbing & Gas	Repair sewer pipe at Shire Admin building.	200.00
EFT13408	21/06/2022	Jimwell Hipolito Cruz	Return of venue & key bond paid 10/6/22 for hire 11/6/22	280.00
EFT13409	21/06/2022	TELAIR PTY LTD	Shire admin NBN service fee 1/6 to 30/6	430.90
EFT13410	21/06/2022	Koojan Exploration Pty Ltd	Rates refund for assessments A6417 & A6418	276.16
EFT13411	21/06/2022	Moving On Removals	Staff relocation expenses	3,000.00
EFT13412	21/06/2022	GARRY BRIAN REYNOLDS	Refund of infrastructure bond paid 4/10/21 - 9 Bell St, Dalwallinu	2,550.00
EFT13413	21/06/2022	BOEKEMAN MACHINERY	45,000km service for DL89	293.38
EFT13414	29/06/2022	KEITH LESLIE CARTER	Member attendance Q4	2,050.56
EFT13415	29/06/2022	KAREN MARIE MCNEILL	Member attendance Q4	720.00
EFT13416	29/06/2022	TELSTRA	Medical centre phone usage to 11/7/22 & service/rental to 18/7/22	99.75
EFT13417	29/06/2022	WALLIS COMPUTER SOLUTIONS	Support for swapping extensions on two admin phones	181.50

EFT PAYMENTS FOR THE MONTH OF JUNE 2022

Chq/EFT	Date	Name	Description	Amount
EFT13418	29/06/2022	SYNERGY	Electricity Usage - May to June 2022	11,834.53
EFT13419	29/06/2022	TOLL IPEC PTY LTD	Freight charges	90.86
EFT13420	29/06/2022	The Liebe Group Inc	Return of venue & key bonds paid 20/6/22 for hire 14/6/22	560.00
EFT13421	29/06/2022	The Workwear Group Pty Ltd	Staff Uniforms	59.96
EFT13422	29/06/2022	Shermac Australia Pty Ltd	Refund of infrastructure bond for 3 Deacon St paid 11/11/20	3,000.00
EFT13423	29/06/2022	Hitachi Construction Machinery (Australia) Pty Ltd	3000 hrs service DL9138	6,018.56
EFT13424	29/06/2022	OJ BUTCHER & SON	21 tonne blue rock	693.00
EFT13425	29/06/2022	STEVEN CLIFFORD CARTER	Member attendance Q4	1,115.52
EFT13426	29/06/2022	LGIS RISK MANAGEMENT	Regional Risk Co-Ordinator Program - 1 January 2022 - 30 June 2022	8,150.74
EFT13427	29/06/2022	Bitutek Pty Ltd	Sealing works - Dalwallinu-Kalannie Road	182,131.69
EFT13428	29/06/2022	Hanks Maintenance And General	General Maintenance of Kalannie Townscape - May 22	2,431.00
EFT13429	29/06/2022	DALLCON	Supply of concrete, sand & headwalls	8,366.60
EFT13430	29/06/2022	Jemma Louise Counsel	Member attendance Q4	1,270.08
EFT13431	29/06/2022	Liberty Plumbing & Gas	Repairs at Admin Building & 2 Dowie Street	4,208.50
EFT13432	29/06/2022	Civil Engineering Project Management Pty. Ltd	Engineering Consultancy - DRFAWA Claim AGRN962-Jun 22	29,312.25
EFT13433	29/06/2022	Diane Shirley Cream	Member attendance Q4	1,080.00
EFT13434	29/06/2022	Frontline Fire and Rescue Equipment	PPE for BFB	7,419.74
EFT13435	29/06/2022	Tractus Australia	Tyre repair for DL122	135.00
EFT13436	29/06/2022	Domain Digital	IT Support Services - June 2022	3,414.29
EFT13437	29/06/2022	WCS Concrete Pty Ltd	Supply and install 15x6 150mm concrete crossover on Roberts Road	11,504.90
EFT13438	29/06/2022	Three Sons Pty Ltd	Employee Shire Medical	165.00
EFT13439	29/06/2022	Maximum Drainage	Rock pitching - Roberts Road	15,986.30
EFT13440	29/06/2022	PRISM CONTRACTING & CONSULTING PTY LTD	Project Management WSNF Projects	16,660.49
EFT13441	29/06/2022	Exit Weeds	Verge Spraying various rural roads - 6/6 to 17/6	6,737.50

EFT PAYMENTS FOR THE MONTH OF JUNE 2022

Chq/EFT	Date	Name	Description	Amount
EFT13442	29/06/2022	Irwin Plumbing Services	Repairs to sewer line	3,043.70
EFT13443	29/06/2022	NOEL WILLIAM MILLS	Member attendance Q4	1,080.00
EFT13444	29/06/2022	WENDY PAMELA SAWYER	Refund of venue & key bonds paid 8/6/22 for hire 21/6/22	490.00
EFT13445	29/06/2022	MELISSA MAE HARMS	Member attendance Q4	1,238.40
EFT13446	29/06/2022	KAREN JOY CHRISTIAN	Member attendance Q4	720.00
				2,721,030.20

DIRECT DEBITS FOR THE MONTH OF JUNE 2022				
Chq/EFT	Date	Name	Description	Amount
DD16702.1	02/06/2022	Bond Administrator	Bond payment for U4/11 James St	748.00
DD16710.1	10/06/2022	Aware Super	Superannuation contributions	6,239.26
DD16710.2	10/06/2022	AUSTRALIA SUPER	Superannuation contributions	543.32
DD16710.3	10/06/2022	THE TRUSTEE FOR COLONIAL SUPER RETIREMENT FUND	Superannuation contributions	428.96
DD16710.4	10/06/2022	CBUS	Superannuation contributions	236.92
DD16710.5	10/06/2022	Local Government Superannuation Scheme	Superannuation contributions	845.05
DD16710.6	10/06/2022	PRIME SUPER	Superannuation contributions	198.96
DD16710.7	10/06/2022	Hostplus	Superannuation contributions	655.67
DD16710.8	10/06/2022	Catholic Super	Superannuation contributions	685.45
DD16710.9	10/06/2022	BT Super for Life The Trustee for Retirement Wrap	Superannuation contributions	803.85
DD16710.10	10/06/2022	Rest Industry Super	Superannuation contributions	299.80
DD16710.11	10/06/2022	Australian Super	Superannuation contributions	982.88
DD16719.1	15/06/2022	Bond Administrator	Bond payment for U4/11 James St	260.00
DD16731.1	24/06/2022	Aware Super	Superannuation contributions	6,423.15
DD16731.2	24/06/2022	AUSTRALIA SUPER	Superannuation contributions	543.32
DD16731.3	24/06/2022	THE TRUSTEE FOR COLONIAL SUPER RETIREMENT FUND	Superannuation contributions	433.00
DD16731.4	24/06/2022	CBUS	Superannuation contributions	238.26
DD16731.5	24/06/2022	Local Government Superannuation Scheme	Superannuation contributions	845.05
DD16731.6	24/06/2022	PRIME SUPER	Superannuation contributions	198.96
DD16731.7	24/06/2022	Hostplus	Superannuation contributions	638.26
DD16731.8	24/06/2022	Catholic Super	Superannuation contributions	700.10
DD16731.9	24/06/2022	BT Super for Life The Trustee for Retirement Wrap	Superannuation contributions	803.85
DD16731.10	24/06/2022	Rest Industry Super	Superannuation contributions	299.80
DD16731.11	24/06/2022	Australian Super	Superannuation contributions	1,065.82
DD16731.12	24/06/2022	Spirit Super	Superannuation contributions	65.58
DD16740.1	30/06/2022	Department Of Justice	Dog Act Infringement Fees	715.50
				25,898.77

CREDIT CARD PAYMENT DETAILS				
Chq/EFT	Date	Name	Description	Amount
DD16726.1	05/05/2022	Vibe	Fuel for DL2	100.57
	07/05/2022	Bankwest	May statement short paid by 1cent	0.01
	07/05/2022	Aussie Broadband	Monthly charge for internet at Dalwallinu recreation Centre	79.00
	08/05/2022	7 Eleven	Fuel for DL2	112.71
	10/05/2022	Nexus Construction Systems	Shimpacks x 2 for Roberts Rd	170.72
	12/05/2022	Shire of Dalwallinu	Registration renewal for DL10580	20.15
	17/05/2022	West Australian Newspapers Ltd	Monthly charge for on-line newspapers	28.00
	22/05/2022	Puma	Fuel for DL2	133.12
	01/06/2022	Westnet Pty Ltd	Monthly charge for internet at Shire admin building 1/6/22 to	129.95
	05/06/2022	Bunnings	Carpet tiles U4/11 James St	576.00
	06/06/2022	Ampol	Fuel for DL2	88.66
	08/06/2022	Bankwest	Purchase interest relating to 1cent underpayment on May	5.91
				1,444.80

Municipal Account

Payroll June 2022

10/06/2022	Payroll fortnight ending 10/06/2022	\$ 59,045.00
24/06/2022	Payroll fortnight ending 24/06/2022	\$ 68,042.00
	TOTAL	<u>\$ 127,087.00</u>

Bank Fees June 2022

01/06/2022	Bpay Transaction Fee (Muni)	\$ 20.80
03/06/2022	CBA Merchant Fee (Muni)	\$ 668.42
01/06/2022	OBB Record Fee (Muni)	\$ 2.90
	TOTAL	<u>\$ 692.12</u>

Direct Debit Payments June 2022

	Superannuation Payments (Pay endings 10/06/2022 & 24/06/2022)	\$ 24,175.27
21/06/2022	Credit Card Payments to Bankwest	\$ 1,444.80
30/06/2022	Fines Enforcement Fees	\$ 715.50
02 & 15/06/2022	Bond Administrator - Housing Bonds	\$ 1,008.00
	Payments to Department of Transport Licensing	\$ 95,371.40
	TOTAL	<u>\$ 122,714.97</u>

9.3.2 Monthly Financial Statements for June 2022*

Report Date	26 July 2022
Applicant	Shire of Dalwallinu
File Ref	FM/9 Financial Reporting
Previous Meeting Reference	Nil
Prepared by	Ally Bryant, Manager Corporate Services
Supervised by	Jean Knight, Chief Executive Officer
Disclosure of interest	Nil
Voting Requirements	Simple Majority
Attachments	Monthly Statements of Financial Activity, Variance Report, Investments Held and Bank Reconciliations

Purpose of Report

Council is requested to receive and accept the Financial Reports for the month end 30 June 2022.

Background

There is a statutory requirement that Financial Reports be recorded in the Minutes of the meeting to which they are presented. The financial Reports, as circulated, give an overview of the current financial position of the Shire and the status of capital income and expenditure.

Consultation

Nil

Legislative Implications

State

Local Government Act 1995

Local Government (Financial Management) Regulations 1996 s34(1), s19(1)(2) and s34(2)

Policy Implications

Nil

Financial Implications

Nil

Strategic Implications

Nil

Site Inspection

Site inspection undertaken: Not applicable

Triple Bottom Line Assessment

Economic implications

There are no known significant economic implications associated with this proposal.



Social implications

There are no known significant social implications associated with this proposal.

Environmental implications

There are no known significant environmental implications associated with this proposal.

Officer Comment

Financial Reports as at last day of business of the previous month are appended, for the period ending 30 June 2022. It is to be noted that these financial statements are not the final statements for the 2021-2022 financial year as further adjustments will be required for yearend accruals.

Attached for council's consideration are:

1. Statement of Financial Activity
2. Variance Reports
3. Investments Held
4. Bank Reconciliations

As per Council resolution, all items that have a variance of more than \$10,000 have been noted on the variance reports.

Officer Recommendation

That the Council accept the Financial Reports as submitted for the month ending 30 June 2022.

Resolution

MOTION 9941

Moved Cr NW Mills
Seconded Cr KJ Christian

That the Council accept the Financial Reports as submitted for the month ending 30 June 2022.

CARRIED 7/0



SHIRE OF DALWALLINU
MONTHLY FINANCIAL REPORT
(Containing the Statement of Financial Activity)
For the period ending 31 May 2022

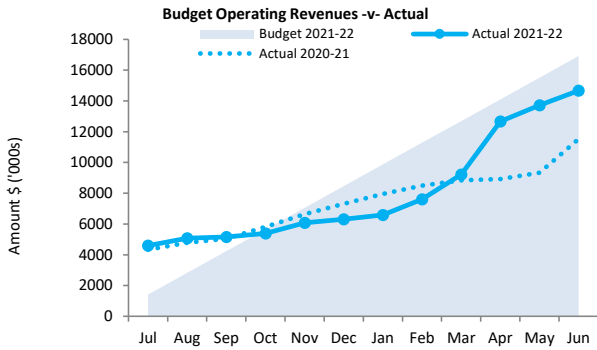
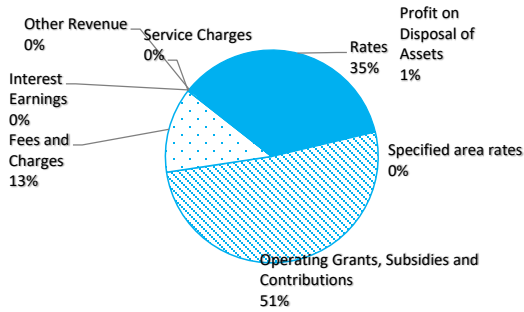
LOCAL GOVERNMENT ACT 1995
LOCAL GOVERNMENT (FINANCIAL MANAGEMENT) REGULATIONS 1996

TABLE OF CONTENTS

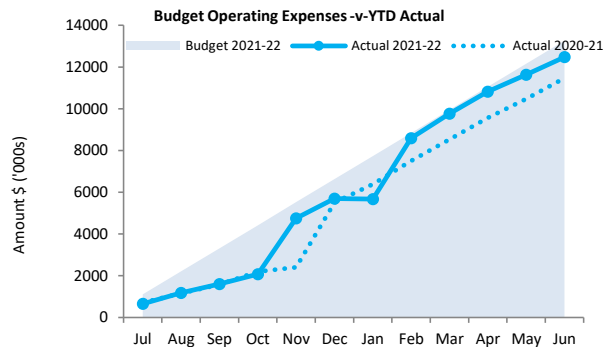
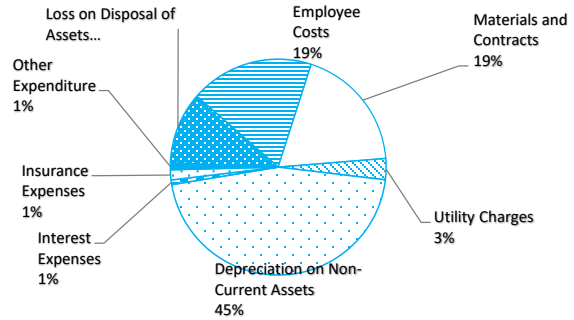
Statement of Financial Activity by Program	5
Statement of Financial Activity by Nature or Type	7
Basis of Preparation	8
Note 1 Statement of Financial Activity Information	9
Note 2 Cash and Financial Assets	10
Note 3 Receivables	11
Note 4 Other Current Assets	12
Note 5 Payables	13
Note 6 Rate Revenue	14
Note 7 Disposal of Assets	15
Note 8 Capital Acquisitions	16
Note 9 Borrowings	18
Note 10 Lease Liabilities	19
Note 11 Cash Reserves	20
Note 12 Other Current Liabilities	21
Note 13 Operating grants and contributions	22
Note 14 Non operating grants and contributions	24
Note 15 Budget Amendments	25
Note 16 Explanation of Material Variances	26

OPERATING ACTIVITIES

OPERATING REVENUE

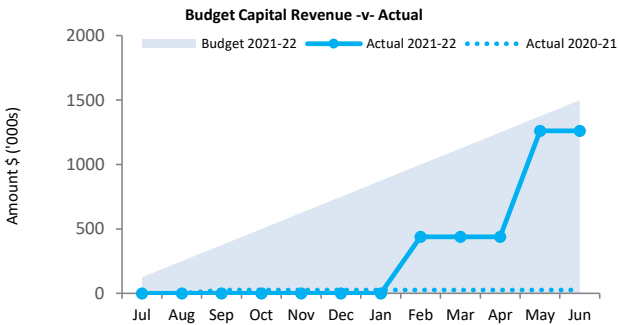


OPERATING EXPENSES

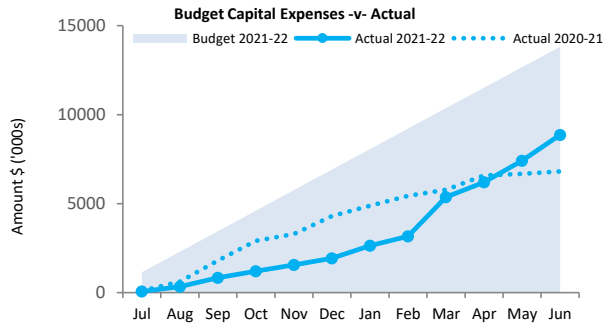


INVESTING ACTIVITIES

CAPITAL REVENUE



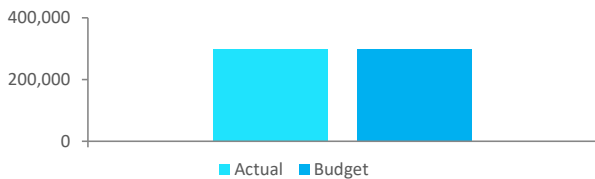
CAPITAL EXPENSES



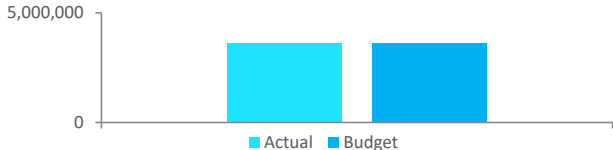
FINANCING ACTIVITIES

BORROWINGS

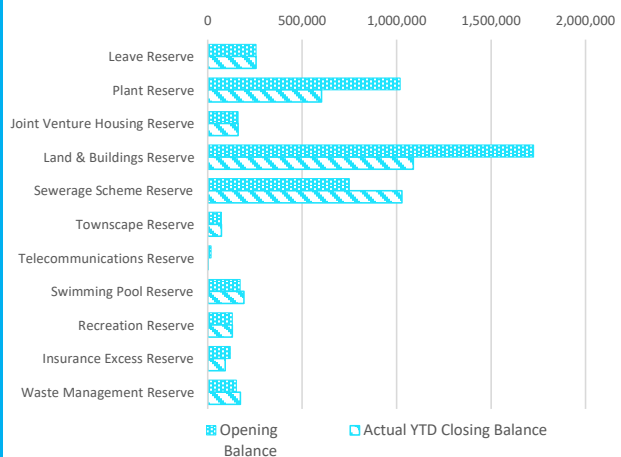
Principal Repayments



Principal Outstanding



CASH BACKED RESERVES



Funding surplus / (deficit) Components

Funding surplus / (deficit)				
	Amended Budget	YTD Budget (a)	YTD Actual (b)	Var. \$ (b)-(a)
Opening	\$2.31 M	\$2.31 M	\$2.31 M	\$0.00 M
Closing	\$0.01 M	\$0.01 M	\$3.41 M	\$3.40 M

Refer to Statement of Financial Activity

Cash and cash equivalents		
	\$8.39 M	% of total
Unrestricted Cash	\$4.59 M	54.8%
Restricted Cash	\$3.79 M	45.2%

Refer to Note 2 - Cash and Financial Assets

Payables		
	\$0.46 M	% Outstanding
Trade Payables	\$0.48 M	
Over 30 Days		0.0%
Over 90 Days		0%

Refer to Note 5 - Payables

Receivables		
	\$0.14 M	% Collected
Rates Receivable	\$0.05 M	98.6%
Trade Receivable	\$0.14 M	
Over 30 Days		57.2%
Over 90 Days		55.2%

Refer to Note 3 - Receivables

Key Operating Activities

Amount attributable to operating activities			
Amended Budget	YTD Budget (a)	YTD Actual (b)	Var. \$ (b)-(a)
\$0.43 M	\$0.43 M	\$4.10 M	\$3.67 M

Refer to Statement of Financial Activity

Rates Revenue		
	YTD Actual	% Variance
	\$3.35 M	
	YTD Budget	\$3.35 M
		0.1%

Refer to Note 6 - Rate Revenue

Operating Grants and Contributions		
	YTD Actual	% Variance
	\$4.93 M	
	YTD Budget	\$2.26 M
		118.0%

Refer to Note 13 - Operating Grants and Contributions

Fees and Charges		
	YTD Actual	% Variance
	\$1.25 M	
	YTD Budget	\$1.21 M
		3.0%

Refer to Statement of Financial Activity

Key Investing Activities

Amount attributable to investing activities			
Amended Budget	YTD Budget (a)	YTD Actual (b)	Var. \$ (b)-(a)
(\$3.36 M)	(\$3.36 M)	(\$3.46 M)	(\$0.10 M)

Refer to Statement of Financial Activity

Proceeds on sale		
	YTD Actual	%
	\$0.35 M	
	Amended Budget	\$0.42 M
		(16.8%)

Refer to Note 7 - Disposal of Assets

Asset Acquisition		
	YTD Actual	% Spent
	\$8.87 M	
	Amended Budget	\$13.82 M
		(35.8%)

Refer to Note 8 - Capital Acquisition

Capital Grants		
	YTD Actual	% Received
	\$5.06 M	
	Amended Budget	\$10.04 M
		(49.6%)

Refer to Note 8 - Capital Acquisition

Key Financing Activities

Amount attributable to financing activities			
Amended Budget	YTD Budget (a)	YTD Actual (b)	Var. \$ (b)-(a)
\$0.63 M	\$0.63 M	\$0.46 M	(\$0.17 M)

Refer to Statement of Financial Activity

Borrowings		
	Principal repayments	Interest expense
	\$0.30 M	\$0.09 M
	Principal due	\$3.62 M

Refer to Note 9 - Borrowings

Reserves	
	Reserves balance
	\$3.79 M
	Interest earned
	\$0.01 M

Refer to Note 11 - Cash Reserves

Lease Liability	
	Principal repayments
	\$0.02 M
	Interest expense
	\$0.00 M
	Principal due
	\$0.02 M

Refer to Note 10 - Lease Liabilities

This information is to be read in conjunction with the accompanying Financial Statements and notes.

**KEY TERMS AND DESCRIPTIONS
FOR THE PERIOD ENDED 30 JUNE 2022**

STATUTORY REPORTING PROGRAMS

Shire operations as disclosed in these financial statements encompass the following service orientated activities/programs.

PROGRAM NAME AND OBJECTIVES

ACTIVITIES

GOVERNANCE

To provide a decision making process for the efficient allocation of scarce resources.

Includes the activities of members of council and the administrative support available to the council for the provision of governance of the district. Other costs relate to the task of assisting elected members and ratepayers on matters which do not concern specific Shire services.

GENERAL PURPOSE FUNDING

To collect revenue to allow for the provision of services.

Rates income & expenditure, Grants commission and Pensioners deferred rates interest.

LAW, ORDER, PUBLIC SAFETY

To provide services to help ensure a safer and environmentally conscious community.

Supervision of various by-laws, fire prevention, emergency services and animal control.

HEALTH

To provide an operational framework for environmental and community health.

Food quality, pest control, immunisation services and other health.

EDUCATION AND WELFARE

To provide services to disadvantaged persons, the elderly, children and youth.

School support, assistance to playgroups, retirements villages and other voluntary services.

HOUSING

To provide and maintain employee, non-employee and elderly residents housing.

Provision and maintenance of staff and rental housing.

COMMUNITY AMENITIES

To provide services required by the community.

Rubbish collection services, operation of tips, noise control, administration of the town planning scheme, maintenance of cemeteries, maintenance of public conveniences, storm water drainage maintenance, sewerage scheme operation, litter control and roadside furniture.

RECREATION AND CULTURE

To establish and effectively manage infrastructure and resource which will help the social well being of the community.

Provision of facilities and support for organisations concerned with leisure time activities and sport, support for performing and creative arts and preservation of the natural estate. This includes maintenance of halls, aquatic centres, recreation and community centres, parks, gardens, sports grounds and operation of libraries.

TRANSPORT

To provide safe, effective and efficient transport services to the community.

Construction, maintenance and cleaning of streets, roads, bridges, drainage works, footpaths, parking facilities and traffic signs, cleaning and lighting of streets, depot maintenance and airstrip maintenance.

ECONOMIC SERVICES

To help promote the Shire and its economic wellbeing.

The regulation and provision of tourism, area promotion, building control, noxious weed control, vermin control, standpipes and land subdivisions.

OTHER PROPERTY AND SERVICES

To monitor and control the shire's overheads and operating accounts.

Private works operation, public works overheads, materials, salaries & wages, plant repairs and operation costs. With the exception of private works, the above activities listed are mainly summaries of costs that are allocated to all the works and services undertaken by Council.

**STATEMENT OF FINANCIAL ACTIVITY
FOR THE PERIOD ENDED 30 JUNE 2022**

STATUTORY REPORTING PROGRAMS

	Ref Note	Amended Budget	YTD Budget (a)	YTD Actual (b)	Var. \$ (b)-(a)	Var. % (b)-(a)/(a)	Var.
		\$	\$	\$	\$	%	
Opening funding surplus / (deficit)	1(c)	2,307,420	2,307,420	2,307,420	0	0.00%	
Revenue from operating activities							
Governance		300	300	0	(300)	(100.00%)	
General purpose funding - general rates	6	3,348,948	3,348,948	3,353,364	4,416	0.13%	
General purpose funding - other		1,729,440	1,729,440	4,415,333	2,685,893	155.30%	▲
Law, order and public safety		39,312	39,312	39,169	(143)	(0.36%)	
Health		23,714	23,714	13,322	(10,392)	(43.82%)	▼
Education and welfare		3,272	3,272	23,694	20,422	624.14%	▲
Housing		358,262	358,262	339,033	(19,229)	(5.37%)	
Community amenities		587,388	587,388	617,400	30,012	5.11%	
Recreation and culture		179,325	179,325	143,374	(35,951)	(20.05%)	▼
Transport		376,930	376,930	380,956	4,026	1.07%	
Economic services		174,213	174,213	173,263	(950)	(0.55%)	
Other property and services		63,609	63,609	108,616	45,007	70.76%	▲
		6,884,713	6,884,713	9,607,524	2,722,811		
Expenditure from operating activities							
Governance		(743,467)	(743,467)	(650,292)	93,175	12.53%	▼
General purpose funding		(142,681)	(142,681)	(124,312)	18,369	12.87%	▼
Law, order and public safety		(211,382)	(211,382)	(216,311)	(4,929)	(2.33%)	
Health		(339,814)	(339,814)	(325,093)	14,721	4.33%	
Education and welfare		(163,117)	(163,117)	(190,389)	(27,272)	(16.72%)	▲
Housing		(522,577)	(522,577)	(445,056)	77,521	14.83%	▼
Community amenities		(953,376)	(953,376)	(848,827)	104,549	10.97%	▼
Recreation and culture		(3,325,551)	(3,325,551)	(3,081,377)	244,174	7.34%	
Transport		(6,032,348)	(6,032,348)	(5,855,338)	177,010	2.93%	
Economic services		(642,090)	(642,090)	(563,521)	78,569	12.24%	▼
Other property and services		(183,059)	(183,059)	(173,390)	9,669	5.28%	
		(13,259,462)	(13,259,462)	(12,473,906)	785,556		
Non-cash amounts excluded from operating activities	1(a)	6,806,039	6,806,039	6,966,101	160,062	2.35%	
Amount attributable to operating activities		431,290	431,290	4,099,719	3,668,429		
Investing Activities							
Proceeds from non-operating grants, subsidies and contributions	14	10,038,666	10,038,666	5,062,426	(4,976,240)	(49.57%)	▼
Proceeds from disposal of assets	7	417,212	417,212	347,137	(70,075)	(16.80%)	▼
Payments for property, plant and equipment and infrastructure	8	(13,815,301)	(13,815,301)	(8,866,149)	4,949,152	35.82%	▼
Amount attributable to investing activities		(3,359,423)	(3,359,423)	(3,456,586)	(97,163)		
Financing Activities							
Transfer from reserves	11	1,499,527	1,499,527	1,260,964	(238,563)	(15.91%)	
Payments for principal portion of lease liabilities	10	(23,053)	(23,053)	(23,052)	1	0.00%	
Repayment of debentures	9	(297,874)	(297,874)	(297,874)	0	0.00%	
Transfer to reserves	11	(551,070)	(551,070)	(482,396)	68,674	12.46%	▼
Amount attributable to financing activities		627,530	627,530	457,642	(169,888)		
Closing funding surplus / (deficit)	1(c)	6,817	6,817	3,408,195			

KEY INFORMATION

▲ ▼ Indicates a variance between Year to Date (YTD) Actual and YTD Actual data as per the adopted materiality threshold. Refer to threshold. Refer to Note 16 for an explanation of the reasons for the variance.

The material variance adopted by Council for the 2021-22 year is \$10,000 or 10.00% whichever is the greater.

This statement is to be read in conjunction with the accompanying Financial Statements and notes.

KEY TERMS AND DESCRIPTIONS

FOR THE PERIOD ENDED 30 JUNE 2022

NATURE OR TYPE DESCRIPTIONS

REVENUE

RATES

All rates levied under the *Local Government Act 1995*. Includes general, differential, specified area rates, minimum rates, interim rates, back rates, ex-gratia rates, less discounts and concessions offered. Exclude administration fees, interest on instalments, interest on arrears, service charges and sewerage rates.

OPERATING GRANTS, SUBSIDIES AND CONTRIBUTIONS

Refers to all amounts received as grants, subsidies and contributions that are not non-operating grants.

NON-OPERATING GRANTS, SUBSIDIES AND CONTRIBUTIONS

Amounts received specifically for the acquisition, construction of new or the upgrading of identifiable non financial assets paid to a local government, irrespective of whether these amounts are received as capital grants, subsidies, contributions or donations.

REVENUE FROM CONTRACTS WITH CUSTOMERS

Revenue from contracts with customers is recognised when the local government satisfies its performance obligations under the contract.

FEES AND CHARGES

Revenues (other than service charges) from the use of facilities and charges made for local government services, sewerage rates, rentals, hire charges, fee for service, photocopying charges, licences, sale of goods or information, fines, penalties and administration fees. Local governments may wish to disclose more detail such as rubbish collection fees, rental of property, fines and penalties, other fees and charges.

SERVICE CHARGES

Service charges imposed under *Division 6 of Part 6 of the Local Government Act 1995*. *Regulation 54 of the Local Government (Financial Management) Regulations 1996* identifies these as television and radio broadcasting, underground electricity and neighbourhood surveillance services. Exclude rubbish removal charges. Interest and other items of a similar nature received from bank and investment accounts, interest on rate instalments, interest on rate arrears and interest on debtors.

INTEREST EARNINGS

Interest and other items of a similar nature received from bank and investment accounts, interest on rate instalments, interest on rate arrears and interest on debtors.

OTHER REVENUE / INCOME

Other revenue, which can not be classified under the above headings, includes dividends, discounts, rebates etc.

PROFIT ON ASSET DISPOSAL

Excess of assets received over the net book value for assets on their disposal.

EXPENSES

EMPLOYEE COSTS

All costs associate with the employment of person such as salaries, wages, allowances, benefits such as vehicle and housing, superannuation, employment expenses, removal expenses, relocation expenses, worker's compensation insurance, training costs, conferences, safety expenses, medical examinations, fringe benefit tax, etc.

MATERIALS AND CONTRACTS

All expenditures on materials, supplies and contracts not classified under other headings. These include supply of goods and materials, legal expenses, consultancy, maintenance agreements, communication expenses, advertising expenses, membership, periodicals, publications, hire expenses, rental, leases, postage and freight etc. Local governments may wish to disclose more detail such as contract services, consultancy, information technology, rental or lease expenditures.

UTILITIES (GAS, ELECTRICITY, WATER, ETC.)

Expenditures made to the respective agencies for the provision of power, gas or water. Exclude expenditures incurred for the reinstatement of roadwork on behalf of these agencies.

INSURANCE

All insurance other than worker's compensation and health benefit insurance included as a cost of employment.

LOSS ON ASSET DISPOSAL

Shortfall between the value of assets received over the net book value for assets on their disposal.

DEPRECIATION ON NON-CURRENT ASSETS

Depreciation expense raised on all classes of assets.

INTEREST EXPENSES

Interest and other costs of finance paid, including costs of finance for loan debentures, overdraft accommodation and refinancing expenses.

OTHER EXPENDITURE

Statutory fees, taxes, allowance for impairment of assets, member's fees or State taxes. Donations and subsidies made to community groups.

**STATEMENT OF FINANCIAL ACTIVITY
FOR THE PERIOD ENDED 30 JUNE 2022**

BY NATURE OR TYPE

	Ref Note	Amended Budget	YTD Budget (a)	YTD Actual (b)	Var. \$ (b)-(a)	Var. % (b)-(a)/(a)	Var.
		\$	\$	\$	\$	%	
Opening funding surplus / (deficit)	1(c)	2,307,420	2,307,420	2,307,420	0	0.00%	
Revenue from operating activities							
Rates	6	3,348,948	3,348,948	3,353,364	4,416	0.13%	
Operating grants, subsidies and contributions	13	2,262,262	2,262,262	4,931,378	2,669,116	117.98%	▲
Fees and charges		1,208,629	1,208,629	1,245,154	36,525	3.02%	
Interest earnings		23,801	23,801	27,521	3,720	15.63%	
Other revenue		100	100	0	(100)	(100.00%)	
Profit on disposal of assets	7	40,973	40,973	50,109	9,136	22.30%	
		6,884,713	6,884,713	9,607,526	2,722,813		
Expenditure from operating activities							
Employee costs		(2,395,637)	(2,395,637)	(2,315,927)	79,710	3.33%	
Materials and contracts		(3,129,757)	(3,129,757)	(2,340,234)	789,523	25.23%	▼
Utility charges		(428,426)	(428,426)	(395,933)	32,493	7.58%	
Depreciation on non-current assets		(5,534,680)	(5,534,680)	(5,676,038)	(141,358)	(2.55%)	
Interest expenses		(129,049)	(129,049)	(87,603)	41,446	32.12%	▼
Insurance expenses		(189,912)	(189,912)	(187,286)	2,626	1.38%	
Other expenditure		(139,669)	(139,669)	(130,715)	8,954	6.41%	
Loss on disposal of assets	7	(1,312,332)	(1,312,332)	(1,340,172)	(27,840)	(2.12%)	
		(13,259,462)	(13,259,462)	(12,473,908)	785,554		
Non-cash amounts excluded from operating activities							
	1(a)	6,806,039	6,806,039	6,966,101	160,062	2.35%	
Amount attributable to operating activities		431,290	431,290	4,099,719	3,668,429		
Investing activities							
Proceeds from non-operating grants, subsidies and contributions	14	10,038,666	10,038,666	5,062,426	(4,976,240)	(49.57%)	▼
Proceeds from disposal of assets	7	417,212	417,212	347,137	(70,075)	(16.80%)	▼
Payments for property, plant and equipment	8	(13,815,301)	(13,815,301)	(8,866,149)	4,949,152	35.82%	▼
Amount attributable to investing activities		(3,359,423)	(3,359,423)	(3,456,586)	(97,163)		
Financing Activities							
Transfer from reserves	11	1,499,527	1,499,527	1,260,964	(238,563)	(15.91%)	▼
Payments for principal portion of lease liabilities		(23,053)	(23,053)	(23,052)	1	0.00%	
Repayment of debentures	9	(297,874)	(297,874)	(297,874)	0	0.00%	
Transfer to reserves	11	(551,070)	(551,070)	(482,396)	68,674	12.46%	▲
Amount attributable to financing activities		627,530	627,530	457,642	(169,888)		
Closing funding surplus / (deficit)	1(c)	6,817	6,817	3,408,195	3,401,378		

KEY INFORMATION

▲▼ Indicates a variance between Year to Date (YTD) Actual and YTD Actual data as per the adopted materiality threshold.

Refer to Note 16 for an explanation of the reasons for the variance.

This statement is to be read in conjunction with the accompanying Financial Statements and Notes.

BASIS OF PREPARATION

REPORT PURPOSE

This report is prepared to meet the requirements of *Local Government (Financial Management) Regulations 1996*, Regulation 34. Note: The statements and accompanying notes are prepared based on all transactions recorded at the time of preparation and may vary due to transactions being processed for the reporting period after the date of preparation.

BASIS OF ACCOUNTING

This statement comprises a special purpose financial report which has been prepared in accordance with Australian Accounting Standards (as they apply to local governments and not-for-profit entities) and Interpretations of the Australian Accounting Standards Board, and the *Local Government Act 1995* and accompanying regulations.

The *Local Government (Financial Management) Regulations 1996* take precedence over Australian Accounting Standards.

Regulation 16 prohibits a local government from recognising as assets Crown land that is a public thoroughfare, such as land under roads, and land not owned by but under the control or management of the local government, unless it is a golf course, showground, racecourse or recreational facility of State or regional significance. Consequently, some assets, including land under roads acquired on or after 1 July 2008, have not been recognised in this financial report. This is not in accordance with the requirements of *AASB 1051 Land Under Roads paragraph 15* and *AASB 116 Property, Plant and Equipment paragraph 7*.

Accounting policies which have been adopted in the preparation of this financial report have been consistently applied unless stated otherwise. Except for cash flow and rate setting information, the report has been prepared on the accrual basis and is based on historical costs, modified, where applicable, by the measurement at fair value of selected non-current assets, financial assets and liabilities.

PREPARATION TIMING AND REVIEW

Date prepared: All known transactions up to 09 June 2022

SIGNIFICANT ACCOUNTING POLICES

CRITICAL ACCOUNTING ESTIMATES

The preparation of a financial report in conformity with Australian Accounting Standards requires management to make judgements, estimates and assumptions that effect the application of policies and reported amounts of assets and liabilities, income and expenses. The estimates and associated assumptions are based on historical experience and various other factors that are believed to be reasonable under the circumstances; the results of which form the basis of making the judgements about carrying values of assets and liabilities that are not readily apparent from other sources. Actual results may differ from these estimates.

THE LOCAL GOVERNMENT REPORTING ENTITY

All funds through which the Shire controls resources to carry on its functions have been included in the financial statements forming part of this financial report.

In the process of reporting on the local government as a single unit, all transactions and balances between those funds (for example, loans and transfers between funds) have been eliminated.

All monies held in the Trust Fund are excluded from the financial statements. A separate statement of those monies

GOODS AND SERVICES TAX

Revenues, expenses and assets are recognised net of the amount of GST, except where the amount of GST incurred is not recoverable from the Australian Taxation Office (ATO). Receivables and payables are stated inclusive of GST receivable or payable. The net amount of GST recoverable from, or payable to, the ATO is included with receivables or payables in the statement of financial position. Cash flows are presented on a gross basis. The GST components of cash flows arising from investing or financing activities which are recoverable from, or payable to, the ATO are presented as operating cash flows.

ROUNDING OFF FIGURES

All figures shown in this statement are rounded to the nearest dollar.

**NOTES TO THE STATEMENT OF FINANCIAL ACTIVITY
FOR THE PERIOD ENDED 30 JUNE 2022**

**NOTE 1
STATEMENT OF FINANCIAL ACTIVITY INFORMATION**

(a) Non-cash items excluded from operating activities

The following non-cash revenue and expenditure has been excluded from operating activities within the Statement of Financial Activity in accordance with Financial Management Regulation 32.

	Notes	Amended Budget	YTD Budget (a)	YTD Actual (b)
		\$	\$	\$
Non-cash items excluded from operating activities				
Adjustments to operating activities				
Less: Profit on asset disposals	7	(40,973)	(40,973)	(50,109)
Add: Loss on asset disposals	7	1,312,332	1,312,332	1,340,172
Add: Depreciation on assets		5,534,680	5,556,564	5,676,038
Total non-cash items excluded from operating activities		6,806,039	6,827,923	6,966,101

(b) Adjustments to net current assets in the Statement of Financial Activity

The following current assets and liabilities have been excluded from the net current assets used in the Statement of Financial Activity in accordance with *Financial Management Regulation* 32 to agree to the surplus/(deficit) after imposition of general rates.

		Last Year Closing 30 June 2021	This Time Last Year 30 June 2021	Year to Date 30 June 2022
Adjustments to net current assets				
Less: Reserves - restricted cash	11	(4,572,716)	(4,572,716)	(3,794,148)
Less: Provisions		(367,548)	(357,713)	(348,978)
Add: Borrowings	9	297,875	297,875	1
Add: Provisions - employee	12	367,548	391,353	367,548
Add: Lease liabilities	10	23,359	23,359	0
Add: Cash backed leave portion		209,381	209,380	209,381
Total adjustments to net current assets		(4,042,101)	(4,008,462)	(3,566,196)

(c) Net current assets used in the Statement of Financial Activity

Current assets

Cash and cash equivalents	2	7,724,964	7,724,964	8,385,859
Rates receivables	3	59,824	59,824	47,376
Receivables	3	135,410	120,411	143,754
Other current assets	4	14,628	14,628	10,157
Less: Current liabilities				
Payables	5	(605,621)	(573,617)	(456,980)
Borrowings	9	(297,875)	(297,875)	(1)
Contract liabilities	12	(290,902)	(290,902)	(788,226)
Lease liabilities	10	(23,359)	(23,359)	0
Provisions	12	(367,548)	(391,353)	(367,548)
Less: Total adjustments to net current assets	1(b)	(4,042,101)	(4,008,462)	(3,566,196)
Closing funding surplus / (deficit)		2,307,420	2,334,259	3,408,195

CURRENT AND NON-CURRENT CLASSIFICATION

In the determination of whether an asset or liability is current or non-current, consideration is given to the time when each asset or liability is expected to be settled. Unless otherwise stated assets or liabilities are classified as current if expected to be settled within the next 12 months, being the Council's operational cycle.

Description	Classification	Unrestricted \$	Restricted \$	Total Cash \$	Trust \$	Institution	Interest Rate	Maturity Date
Cash on hand								
TelenetSaver Account	Cash and cash equivalents	2,432,757		2,432,757		Bankwest	0.05%	At Call
Municipal Account	Cash and cash equivalents	146,961		146,961		Bankwest	0.00%	At Call
Term Deposit - Municipal Excess	Cash and cash equivalents	2,011,742		2,011,742		Bankwest	0.22%	04/03/2022
Term Deposit - Reserves	Cash and cash equivalents	0	3,794,148	3,794,148		Bankwest	0.27%	24/06/2022
Floats Held	Cash and cash equivalents	250		250		Shire float	0.00%	N/A
Total		4,591,711	3,794,148	8,385,859	0			
Comprising								
Cash and cash equivalents		4,591,711	3,794,148	8,385,859	0			
		4,591,711	3,794,148	8,385,859	0			

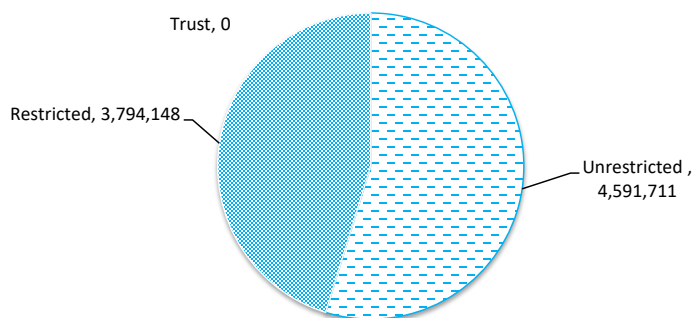
KEY INFORMATION

Cash and cash equivalents include cash on hand, cash at bank, deposits available on demand with banks and other short term highly liquid investments highly liquid investments with original maturities of three months or less that are readily convertible to known amounts of cash and which are subject to an insignificant risk of changes in value and bank overdrafts. Bank overdrafts are reported as short term borrowings in current liabilities in the statement of net current assets.

The local government classifies financial assets at amortised cost if both of the following criteria are met:

- the asset is held within a business model whose objective is to collect the contractual cashflows, and
- the contractual terms give rise to cash flows that are solely payments of principal and interest.

Financial assets at amortised cost held with registered financial institutions are listed in this note other financial assets at amortised cost are provided in Note 4 - Other assets.



NOTES TO THE STATEMENT OF FINANCIAL ACTIVITY
FOR THE PERIOD ENDED 30 JUNE 2022

OPERATING ACTIVITIES
NOTE 3
RECEIVABLES

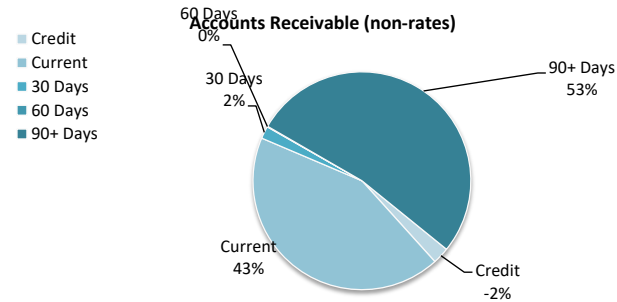
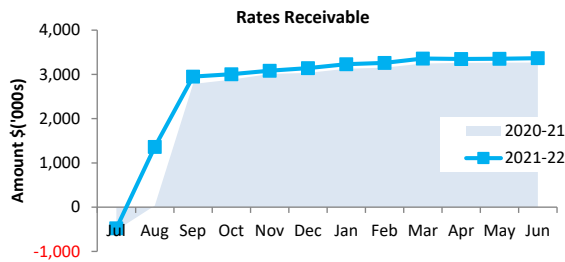
Rates receivable	30 June 2021	30 Jun 2022
	\$	\$
Opening arrears previous years	49,498	59,824
Levied this year	4,010,253	3,353,365
Less - collections to date	(3,999,927)	(3,365,813)
Equals current outstanding	59,824	47,376
Net rates collectable	59,824	47,376
% Collected	98.5%	98.6%

Receivables - general	Credit	Current	30 Days	60 Days	90+ Days	Total
	\$	\$	\$	\$	\$	\$
Receivables - general	(3,793)	65,864	2,824	131	80,265	145,291
Percentage	(2.6%)	45.3%	1.9%	0.1%	55.2%	
Balance per trial balance						
Sundry receivable	(3,793)	65,864	2,824	131	80,265	145,291
GST receivable						(1,537)
Total receivables general outstanding						143,754

Amounts shown above include GST (where applicable)

KEY INFORMATION

Trade and other receivables include amounts due from ratepayers for unpaid rates and service charges and other amounts due from third parties for goods sold and services performed in the ordinary course of business. Receivables expected to be collected within 12 months of the end of the reporting period are classified as current assets. All other receivables are classified as non-current assets. Collectability of trade and other receivables is reviewed on an ongoing basis. Debts that are known to be uncollectible are written off when identified. An allowance for impairment of receivables is raised when there is objective evidence that they will not be collectible.



Other current assets	Opening Balance 1 July 2021	Asset Increase	Asset Reduction	Closing Balance 30 June 2022
	\$	\$	\$	\$
Other financial assets at amortised cost				
Financial assets at amortised cost - self supporting loans	0			0
Financial assets at amortised cost - [describe]	0			0
Inventory				
Inventories Fuel & Materials	14,628	0	(4,471)	10,157
Inventories [describe]	0			0
Inventories [describe]	0			0
Inventories [describe]	0			0
Inventories [describe]	0			0
Land held for resale				
Cost of acquisition	0			0
Development costs	0			0
Prepayments				
Prepayments	0			0
Contract assets				
Contract assets	0	0		0
Total other current assets	14,628	0	(4,471)	10,157
Amounts shown above include GST (where applicable)				

KEY INFORMATION

Other financial assets at amortised cost

The Shire classifies financial assets at amortised cost if both of the following criteria are met:

- the asset is held within a business model whose objective is to collect the contractual cashflows, and
- the contractual terms give rise to cash flows that are solely payments of principal and interest.

Inventory

Inventories are measured at the lower of cost and net realisable value.

Net realisable value is the estimated selling price in the ordinary course of business less the estimated costs of completion and the estimated costs necessary to make the sale.

Land held for resale

Land held for development and resale is valued at the lower of cost and net realisable value. Cost includes the cost of acquisition, development, borrowing costs and holding costs until completion of development.

Borrowing costs and holding charges incurred after development is completed are expensed.

Gains and losses are recognised in profit or loss at the time of signing an unconditional contract of sale if significant risks and rewards, and effective control over the land, are passed onto the buyer at this point.

Land held for resale is classified as current except where it is held as non-current based on the Council's intentions to release for sale.

Contract assets

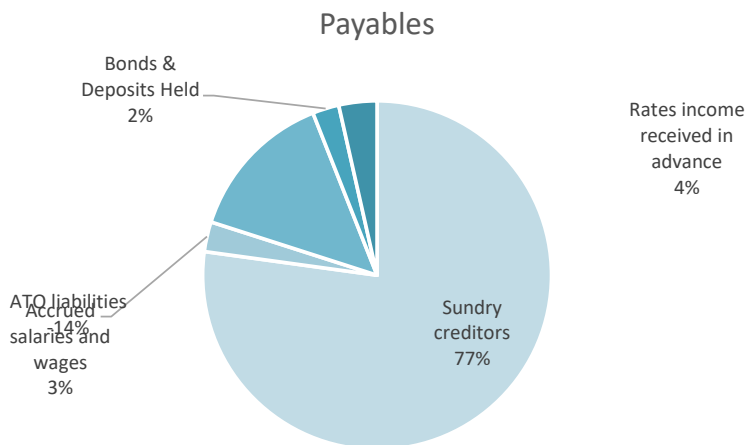
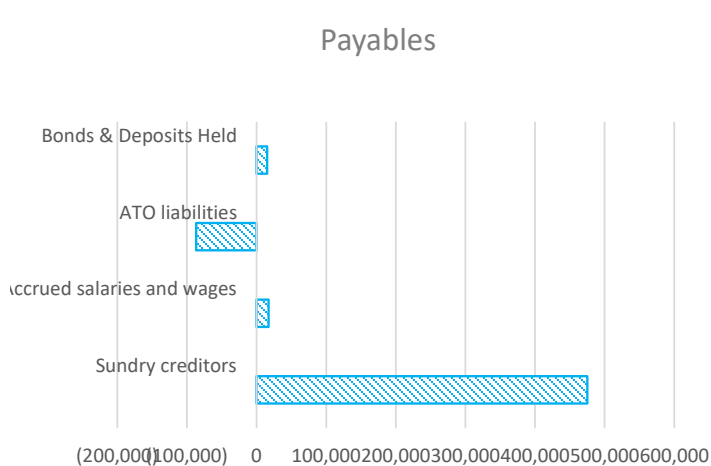
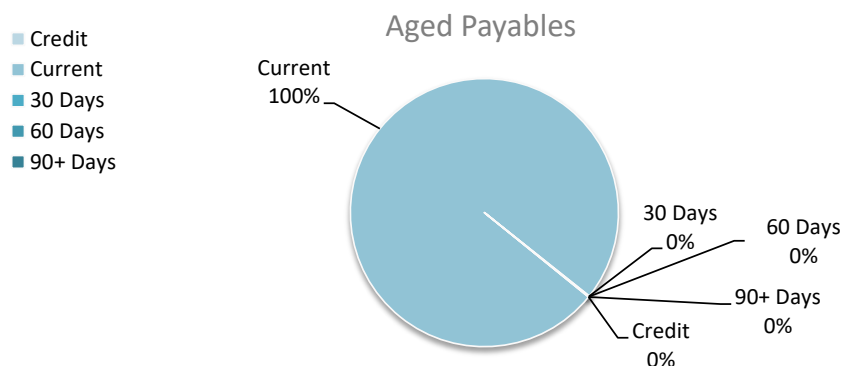
A contract asset is the right to consideration in exchange for goods or services the entity has transferred to a customer when that right is conditioned on something other than the passage of time.

Payables - general	Credit	Current	30 Days	60 Days	90+ Days	Total
	\$	\$	\$	\$	\$	\$
Payables - general	0	479,106	369	(292)	0	479,183
Percentage	0%	100%	0.1%	-0.1%	0%	
Balance per trial balance						
Sundry creditors	0	483,236	369	(292)	0	475,053
Accrued salaries and wages						17,065
ATO liabilities						(86,571)
Bonds & Deposits Held						15,146
Rates income received in advance						21,749
Total payables general outstanding						456,980

Amounts shown above include GST (where applicable)

KEY INFORMATION

Trade and other payables represent liabilities for goods and services provided to the Shire that are unpaid and arise when the Shire becomes obliged to make future payments in respect of the purchase of these goods and services. The amounts are unsecured, are recognised as a current liability and are normally paid within 30 days of recognition.



NOTES TO THE STATEMENT OF FINANCIAL ACTIVITY
FOR THE PERIOD ENDED 30 JUNE 2022

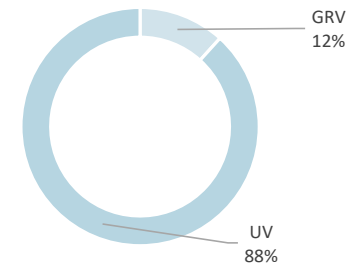
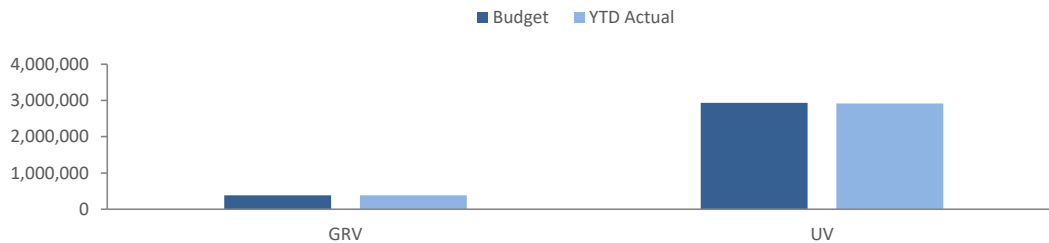
OPERATING ACTIVITIES
NOTE 6
RATE REVENUE

General rate revenue

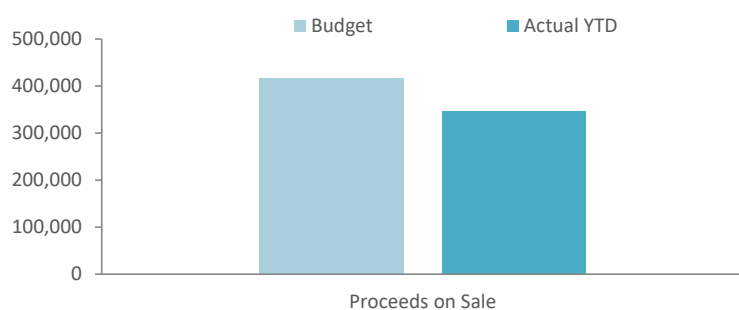
RATE TYPE	Budget							YTD Actual			
	Rate in \$ (cents)	Number of Properties	Rateable Value	Rate Revenue	Interim Rate	Back Rate	Total Revenue	Rate Revenue	Interim Rates	Back Rates	Total Revenue
Gross rental value				\$	\$	\$	\$	\$	\$	\$	\$
GRV	0.09181	288	4,147,377	380,771	3,000	0	383,771	380,771	4,616	1,378	386,765
Unimproved value											
UV	0.01701	363	172,802,000	2,939,362	2,000	(8,943)	2,932,419	2,939,362	(9,281)	(12,018)	2,918,063
Sub-Total		651	176,949,377	3,320,133	5,000	(8,943)	3,316,190	3,320,133	(4,665)	(10,640)	3,304,828
Minimum payment	Minimum \$										
Gross rental value											
GRV - Dalwallinu	600	124	595,316	74,400	0	0	74,400	74,400	0	0	74,400
GRV - Kalannie	600	34	156,743	20,400	0	0	20,400	20,400	212	0	20,612
GRV - Other Towns	600	81	277,575	48,600	0	0	48,600	48,600	247	0	48,847
Unimproved value											
UV - Rural	700	35	634,578	24,500			24,500	24,500	5,053	0	29,553
UV - Mining	700	37	293,730	25,900			25,900	25,900	8,604	1,663	36,167
Sub-total		311	1,957,942	193,800	0	0	193,800	193,800	14,114	1,663	209,579
Discount							(161,042)				(161,042)
Total general rates							3,348,948				3,353,365

KEY INFORMATION

Prepaid rates are, until the taxable event for the rates has occurred, refundable at the request of the ratepayer. Rates received in advance give rise to a financial liability. On 1 July 2020 the prepaid rates were recognised as a financial asset and a related amount was recognised as a financial liability and no income was recognised. When the taxable event occurs the financial liability is extinguished and income recognised for the prepaid rates that have not been refunded.



Asset Ref.	Asset description	Budget				YTD Actual			
		Net Book Value	Proceeds	Profit	(Loss)	Net Book Value	Proceeds	Profit	(Loss)
		\$	\$	\$	\$	\$	\$	\$	\$
	Land & Buildings								
	Sale of Lot 572 Sawyers Ave	69,394	69,394	0	0	0	0	0	0
	Sale of Lot 3 Bell Stret	160,795	68,182	0	(92,613)	156,998	67,727	0	(89,271)
	Caravan Park Ablution	59,519	0	0	(59,519)	59,519	0	0	(59,519)
	Dalwallinu Golf Club Toilets	19,641	0	0	(19,641)	19,641	0	0	(19,641)
	Other Infrastructure								
	Pithara Golf Course	1,132,034	0	0	(1,132,034)	1,132,033	0	0	(1,132,033)
	Plant and equipment								
	Recreation and culture								
	Dalwallinu Sportmans Cub Shed			0	0	31,905		0	(31,905)
	Transport								
	Mack Granite Truck DL2478	69,194	83,636	14,442	0	69,193	83,636	14,443	0
	Skid Steer Loader DL150	26,793	22,000	0	(4,793)	23,802	16,000	0	(7,802)
	Utility DL103	30,782	38,000	7,218	0	30,000	39,091	9,091	0
	Utility DL281	24,133	27,000	2,867	0	25,168	28,182	3,014	0
	Hyundai iLoad DL304	14,386	24,500	10,114	0	14,386	24,091	9,705	0
	Low Loader	21,168	27,500	6,332	0	21,168	27,500	6,332	0
	Other property and services								
	Nissan Pathfinder DL131	33,732	30,000	0	(3,732)	26,385	30,000	3,615	0
	Nissan Pathfinder DL492	27,000	27,000	0	0	27,000	30,909	3,909	0
		1,688,571	417,212	40,973	(1,312,332)	1,637,198	347,137	50,109	(1,340,171)



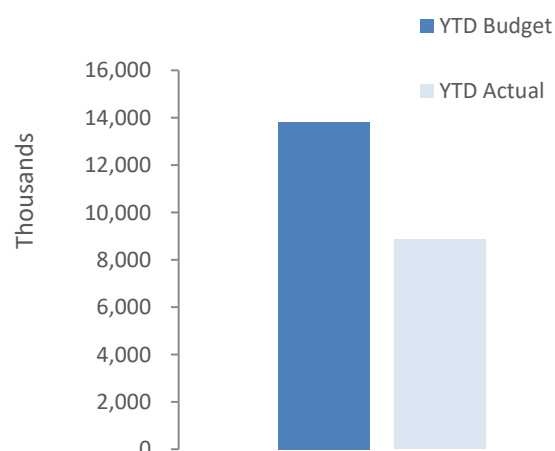
**NOTES TO THE STATEMENT OF FINANCIAL ACTIVITY
FOR THE PERIOD ENDED 30 JUNE 2022**

**INVESTING ACTIVITIES
NOTE 8
CAPITAL ACQUISITIONS**

Capital acquisitions	Amended		YTD Actual	YTD Actual Variance
	Budget	YTD Budget		
	\$	\$	\$	\$
Land	124,567	134,567	88,672	(45,895)
Buildings	1,069,916	1,028,439	552,700	(475,739)
Furniture and equipment	39,783	19,000	39,783	20,783
Plant and equipment	734,883	677,500	745,446	67,946
Infrastructure - roads	10,874,887	10,906,500	6,533,306	(4,373,194)
Infrastructure - Other	971,265	902,342	906,242	3,900
Payments for Capital Acquisitions	13,815,301	13,668,348	8,866,149	(4,802,199)
Total Capital Acquisitions	13,815,301	13,668,348	8,866,149	(4,802,199)
Capital Acquisitions Funded By:				
	\$	\$	\$	\$
Capital grants and contributions	10,038,666	10,038,666	5,062,426	(4,976,240)
Other (disposals & C/Fwd)	417,212	417,212	347,137	(70,075)
Cash backed reserves				
Plant Reserve	419,266	419,266	419,266	0
Land & Buildings Reserve	897,598	897,598	781,098	(116,500)
Townscape Reserve	72,063	72,063	0	(72,063)
Telecommunications Reserve	17,000	17,000	17,000	0
Recreation Reserve	50,000	50,000	0	(50,000)
Insurance Excess Reserve	43,600	43,600	43,600	0
Contribution - operations	1,859,896	1,712,943	2,195,622	482,679
Capital funding total	13,815,301	13,668,348	8,866,149	(4,802,199)

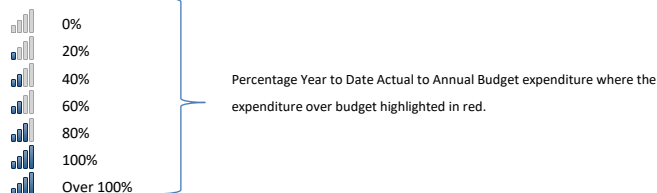
SIGNIFICANT ACCOUNTING POLICIES

All assets are initially recognised at cost. Cost is determined as the fair value of the assets given as consideration plus costs incidental to the acquisition. For assets acquired at no cost or for nominal consideration, cost is determined as fair value at the date of acquisition. The cost of non-current assets constructed by the local government includes the cost of all materials used in the construction, direct labour on the project and an appropriate proportion of variable and fixed overhead. Certain asset classes may be revalued on a regular basis such that the carrying values are not materially different from fair value. Assets carried at fair value are to be revalued with sufficient regularity to ensure the carrying amount does not differ materially from that determined using fair value at reporting date.



Capital expenditure total

Level of completion indicators



Level of completion indicator, please see table at the end of this note for further detail.

		Amended			
Account Description		Budget	YTD Budget	YTD Actual	Variance (Under)/Over
LAND & BUILDINGS					
E148311	Bell Street Subdivision	72,567	72,567	72,567	(0)
E092041	Construction of Employee Housing	550,000	550,000	102,090	447,910
K98	6 McLevie Way, Dalwallinu JV - Capital Upgrade	23,397	19,184	23,397	(4,213)
K97	23 Rayner St, Dalwallinu JV - Capital Upgrade	6,000	6,000	3,270	2,730
E093855	Purchase of 8 Myers Street Land	52,000	52,000	0	52,000
		0	0	0	0
K5	Dalwallinu Recreation Centre - Capital Upgrade	62,000	62,000	16,105	45,895
K49	Dalwallinu Caravan Park - Capital Upgrade	383,519	356,255	383,854	(27,599)
K88	Administration Office - Capital Upgrade	45,000	45,000	40,089	4,911
ROADS					
E121700	Regional Road Group	621,645	621,645	531,312	90,333
E121720	Roads To Recovery	733,170	733,170	724,898	8,272
E121735	Wheatbelt Secondary Freight Network	4,751,410	4,751,410	4,086,666	664,744
E121730	Road Program	884,175	758,683	671,415	87,268
E121795	DRFAWA 962 - Flood Damage Repair Works	4,041,592	4,041,592	519,014	3,522,578
OTHER INFRASTRUCTURE					
E135875	Fencing for Dams	25,000	25,000	23,134	1,866
K95	Dalwallinu Aquatic Centre - Capital Upgrade	43,600	57,000	43,600	13,400
E112849	Capital Expenditure - Other Infrastructure	81,000	80,000	81,000	(1,000)
O21	Stormwater Dam - Roberts Road, Dalwallinu	250,000	250,000	319,024	(69,024)
O12	Dalwallinu Recreation Precinct Playground	31,950	31,950	31,950	0
O22	Shade Structure - Dalwallinu Sports Club	75,000	75,000	0	75,000
E103844	Sewerage System Upgrade	446,745	365,422	389,328	(23,906)
O14	Tourism Seating - Reserves	9,500	9,500	9,735	(235)
O23	Dump Point at Kalannie Caravan Park	8,470	8,470	8,470	0
FOOTPATH CONSTRUCTION					
PLANT & EQUIPMENT					
E113838	Capital Expenditure - Plant & Equipment	37,383	30,000	41,205	(11,205)
E123826	Excavator	254,000	300,000	254,000	46,000
E123889	Track Loader	120,000	120,000	116,120	3,880
E123827	Low Loader	96,000	0	96,000	(96,000)
E123841	Sundry Plant	16,000	16,000	16,761	(761)
E123881	MWS Vehicle - DL103	49,500	49,500	50,643	(1,143)
E123882	WS Vehicle - DL281	44,000	44,000	44,412	(412)
E123895	Trailer Mounted Cherry Picker	42,000	42,000	41,833	167
E145802	MCS Vehicle - DL 131	38,000	38,000	40,600	(2,600)
E145803	MPDS Vehicle - DL492	38,000	38,000	43,873	(5,873)
FURNITURE & FIXTURES					
E107808	Capital Expenditure - Furniture & Equipment	11,610	19,000	11,610	7,390
E145805	Capital Expenditure - Furniture & Equipment	28,173	28,173	28,173	0
		13,972,406	13,696,521	8,866,149	4,830,372

NOTES TO THE STATEMENT OF FINANCIAL ACTIVITY
FOR THE PERIOD ENDED 30 JUNE 2022

FINANCING ACTIVITIES
NOTE 9
BORROWINGS

Repayments - borrowings

Information on borrowings Particulars	Loan No.	1 July 2021	New Loans		Principal Repayments		Principal Outstanding		Interest Repayments	
			Actual	Budget	Actual	Budget	Actual	Budget	Actual	Budget
		\$	\$	\$	\$	\$	\$	\$	\$	
Community amenities										
Dalwallinu Sewerage Scheme	64	90,136			19,395	19,395	70,741	70,741	4,339	8,412
Recreation and culture										
Dalwallinu Discovery Centre	157	519,948			59,933	59,933	460,015	460,015	10,686	15,266
Dalwallinu Recreation Centre	159	2,585,200			60,015	60,015	2,525,185	2,525,185	66,270	95,109
Other property and services										
Bell St subdivision	160	721,098	0	0	158,530	158,531	562,568	562,567	5,428	9,382
C/Fwd Balance		3,916,382	0	0	297,874	297,874	3,618,508	3,618,508	86,723	128,169
Total		3,916,382	0	0	297,874	297,874	3,618,508	3,618,508	86,723	128,169
Current borrowings		297,874					1			
Non-current borrowings		3,618,508					3,618,507			
		3,916,382					3,618,508			

All debenture repayments were financed by general purpose revenue.

KEY INFORMATION

All loans and borrowings are initially recognised at the fair value of the consideration received less directly attributable transaction costs. After initial recognition, interest-bearing loans and borrowings are subsequently measured at amortised cost using the effective interest method. Fees paid on the establishment of loan facilities that are yield related are included as part of the carrying amount of the loans and borrowings.

**NOTES TO THE STATEMENT OF FINANCIAL ACTIVITY
FOR THE PERIOD ENDED 30 JUNE 2022**

**FINANCING ACTIVITIES
NOTE 10
LEASE LIABILITIES**

Movement in carrying amounts

Information on leases Particulars	Lease No.	1 July 2021	New Leases		Principal Repayments		Principal Outstanding		Interest Repayments	
			Actual	Budget	Actual	Budget	Actual	Budget	Actual	Budget
		\$	\$	\$	\$	\$	\$	\$	\$	
Recreation and culture										
Maia Financial - Gymnasium Equipment	E6N0162493	35,703			17,852	17,852	17,851	17,851	645	645
Other property and services										
Ricoh - 2 x photocopiers		9,959			5,201	5,201	4,758	4,758	235	235
Total		45,662	0	0	23,052	23,053	22,610	22,609	880	880
Current lease liabilities		23,359					0			
Non-current lease liabilities		23,028					23,028			
		46,387					23,028			

All lease repayments were financed by general purpose revenue.

KEY INFORMATION

At inception of a contract, the Shire assesses if the contract contains or is a lease. A contract is, or contains, a lease if the contract conveys the right to control the use of an identified asset for a period of time in exchange for consideration. At the commencement date, a right of use asset is recognised at cost and lease liability at the present value of the lease payments that are not paid at that date. The lease payments are discounted using that date. The lease payments are discounted using the interest rate implicit in the lease, if that rate can be readily determined. If that rate cannot be readily determined, the Shire uses its incremental borrowing rate.

All contracts classified as short-term leases (i.e. a lease with a remaining term of 12 months or less) and leases of low value assets are recognised as an operating expense on a straight-line basis over the term of the lease.

NOTES TO THE STATEMENT OF FINANCIAL ACTIVITY
FOR THE PERIOD ENDED 30 JUNE 2022

OPERATING ACTIVITIES
NOTE 11
CASH RESERVES

Cash backed reserve

Reserve name	Opening Balance	Budget Interest Earned	Actual Interest Earned	Budget Transfers In (+)	Actual Transfers In (+)	Budget Transfers Out (-)	Actual Transfers Out (-)	Budget Closing Balance	Actual YTD Closing Balance
	\$	\$	\$	\$	\$	\$	\$	\$	\$
Leave Reserve	255,492	511	649	0	0	0	0	256,003	256,141
Plant Reserve	1,019,118	2,038	2,105	0	0	(419,266)	(419,266)	601,890	601,957
Joint Venture Housing Reserve	161,012	322	231	1,426	0	0	0	162,760	161,243
Land & Buildings Reserve	1,725,559	3,451	4,129	209,394	140,000	(897,598)	(781,098)	1,040,806	1,088,590
Sewerage Scheme Reserve	750,114	1,500	2,187	275,249	275,249	0	0	1,026,863	1,027,550
Townscape Reserve	72,063	0	183	0	0	(72,063)	0	0	72,246
Telecommunications Reserve	17,324	35	172	0	0	(17,000)	(17,000)	359	496
Swimming Pool Reserve	171,043	342	478	20,000	20,000	0	0	191,385	191,521
Recreation Reserve	129,517	259	329	0	0	(50,000)	0	79,776	129,846
Insurance Excess Reserve	119,521	239	254	16,000	16,000	(43,600)	(43,600)	92,160	92,175
Waste Management Reserve	151,953	304	429	20,000	20,000	0	0	172,257	172,382
	4,572,716	9,001	11,147	542,069	471,249	(1,499,527)	(1,260,964)	3,624,259	3,794,148

Other current liabilities	Note	Opening Balance 1 July 2021	Liability Increase	Liability Reduction	Closing Balance 30 June 2022
		\$	\$	\$	\$
Contract liabilities					
Unspent grants, contributions and reimbursements					
- operating	13	12,620	22,508.00	(12,075)	23,052
- non-operating	14	278,282	5,551,136	(5,064,244)	765,174
Total unspent grants, contributions and reimbursements		290,902	5,573,644	(5,076,319)	788,226
Other Contract liabilities [describe]		0			0
Other Contract liabilities [describe]		0			0
Other Contract liabilities [describe]		0			0
Provisions					
Annual leave		177,982			177,982
Long service leave		189,566			189,566
Landfill Sites		0			0
Total Provisions		367,548	0	0	367,548
Total other current assets		658,450	5,573,644	(5,076,319)	1,155,774.00
Amounts shown above include GST (where applicable)					

A breakdown of contract liabilities and associated movements is provided on the following pages at Note 13 and 14

KEY INFORMATION

Provisions

Provisions are recognised when the Shire has a present legal or constructive obligation, as a result of past events, for which it is probable that an outflow of economic benefits will result and that outflow can be reliably measured.

Provisions are measured using the best estimate of the amounts required to settle the obligation at the end of the reporting period.

Employee benefits

Short-term employee benefits

Provision is made for the Shire's obligations for short-term employee benefits. Short-term employee benefits are benefits (other than termination benefits) that are expected to be settled wholly before 12 months after the end of the annual reporting period in which the employees render the related service, including wages, salaries and sick leave. Short-term employee benefits are measured at the (undiscounted) amounts expected to be paid when the obligation is settled.

The Shire's obligations for short-term employee benefits such as wages, salaries and sick leave are recognised as a part of current trade and other payables in the calculation of net current assets.

Other long-term employee benefits

The Shire's obligations for employees' annual leave and long service leave entitlements are recognised as provisions in the statement of financial position.

Long-term employee benefits are measured at the present value of the expected future payments to be made to employees. Expected future payments incorporate anticipated future wage and salary levels, durations of service and employee departures and are discounted at rates determined by reference to market yields at the end of the reporting period on government bonds that have maturity dates that approximate the terms of the obligations. Any remeasurements for changes in assumptions of obligations for other long-term employee benefits are recognised in profit or loss in the periods in which the changes occur. The Shire's obligations for long-term employee benefits are presented as non-current provisions in its statement of financial position, except where the Shire does not have an unconditional right to defer settlement for at least 12 months after the end of the reporting period, in which case the obligations are presented as current provisions.

Contract liabilities

An entity's obligation to transfer goods or services to a customer for which the entity has received consideration (or the amount is due) from the customer. Grants to acquire or construct recognisable non-financial assets to identified specifications be constructed to be controlled by the Shire are recognised as a liability until such time as the Shire satisfies its obligations under the agreement.

NOTES TO THE STATEMENT OF FINANCIAL ACTIVITY
FOR THE PERIOD ENDED 30 JUNE 2022

NOTE 13

OPERATING GRANTS AND CONTRIBUTIONS

Provider	Unspent operating grant, subsidies and contributions liability					Operating grants, subsidies and contributions revenue					
	Liability 1 July 2021	Increase in Liability	Liability Reduction (As revenue)	Liability 30 Jun 2022	Current Liability 30 Jun 2022	Amended Budget Revenue	YTD Budget	Annual Budget	Budget Variations	Expected	YTD Revenue Actual
	\$	\$	\$	\$	\$	\$	\$	\$	\$	\$	\$
Operating grants and subsidies											
General purpose funding											
General Purpose Grant (FAGS)				0	0	672,963	1,041,012	672,963		672,963	2,656,386
Untied Roads Grant (FAGS)				0	0	491,405	600,636	491,405		491,405	1,672,407
Law, order, public safety											
DFES Operating Grant				0	0	34,288	34,288	34,288		34,288	32,639
Education and welfare											
Youth Week Grant				0	0	0	0	0		0	1,000
Community amenities											
Stronger Communities Round 7		18,053		18,053						0	0
Recreation and culture											
LRCIP Grant - Water Fountain DDC	4,177	(272)	(3,905)	0	0	4,300	4,300	12,500		12,500	3,905
LRCIP Grant - Water Fountain Pool	2,783	(53)	(2,730)	0	0	4,480	4,480	0		0	2,730
LRCIP Grant - Water Fountains Rec Centres	5,660	(220)	(5,440)	(0)	(0)	8,480	8,480	0		0	5,440
Bike Plan Grant				0	0	12,500	12,500	0		0	11,875
Road Safety Commision Grant		5,000		5,000		0	0	0		0	0
Transport											
Direct Grant - Main Roads				0	0	299,557	299,557	299,557		299,557	299,557
	12,620	22,508	(12,075)	23,053	(0)	1,527,973	2,005,253	1,510,713	0	1,510,713	4,685,939
Operating contributions											
Governance											
Miscellaneous Reimbursements				0	0	100	100	100		100	0
General purpose funding											
Ex- Gratia Rates				0	0	41,612	41,612	41,612		41,612	41,604
Collection of Legal Costs				0	0	16,000	16,000	16,000		16,000	9,475
Health											
Miscellaneous Reimbursements				0	0	20,614	20,614	20,614		20,614	9,883
Education and welfare											
Miscellaneous Reimbursements				0	0	3,272	3,272	3,272		3,272	22,693
Housing											
Miscellaneous Reimbursements				0	0	20,071	20,071	20,071		20,071	14,485
Community amenities											
Miscellaneous Reimbursements				0	0	3,315	6,315	3,315		3,315	6,353
Containers Deposit Scheme Income				0	0	3,000	3,000	3,000		3,000	1,005

NOTES TO THE STATEMENT OF FINANCIAL ACTIVITY
FOR THE PERIOD ENDED 30 JUNE 2022

NOTE 13

OPERATING GRANTS AND CONTRIBUTIONS

Provider	Unspent operating grant, subsidies and contributions liability					Operating grants, subsidies and contributions revenue					
	Liability 1 July 2021	Increase in Liability	Liability Reduction (As revenue)	Liability 30 Jun 2022	Current Liability 30 Jun 2022	Amended Budget Revenue	YTD Budget	Annual Budget	Budget Variations	Expected	YTD Revenue Actual
	\$	\$	\$	\$	\$	\$	\$	\$	\$	\$	\$
Recreation and culture											
Miscellaneous Reimbursements				0		53,622	53,622	53,622	56,896	110,518	26,986
Transport											
Street Lighting Contribution				0		5,900	5,900	5,900		5,900	5,098
Miscellaneous Reimbursements				0		500	500	500		500	215
Economic services											
Miscellaneous Reimbursements				0		34,803	34,803	34,803		34,803	39,946
Other property and services											
Fuel Rebates				0		32,000	32,000	32,000		32,000	32,535
Miscellaneous Reimbursements				0		19,200	19,200	19,200		19,200	20,888
Parental Leave Reimbursements				0						0	14,273
	0	0	0	0	0	254,009	257,009	254,009	56,896	310,905	245,439
TOTALS	12,620	22,508	(12,075)	23,053	(0)	1,781,982	2,262,262	1,764,722	56,896	1,821,618	4,931,378

NOTES TO THE STATEMENT OF FINANCIAL ACTIVITY
FOR THE PERIOD ENDED 30 JUNE 2022

NOTE 14

NON-OPERATING GRANTS AND CONTRIBUTIONS

Provider	Unspent non operating grants, subsidies and contributions liability					Non operating grants, subsidies and contributions revenue		
	Liability 1 July 2021	Increase in Liability	Liability Reduction (As revenue)	Liability 30 Jun 2022	Current Liability 30 Jun 2022	Amended Budget Revenue	YTD Budget	YTD Revenue Actual (b)
	\$	\$	\$	\$	\$	\$	\$	\$
Non-operating grants and subsidies								
General purpose funding								
LRCIP Phase 3.1 Grant		759,910		759,910	759,910			
Housing								
Maintenance Grant 6 McLevie Way	19,184	0	(19,184)	0	0	19,184	19,184	19,184
Recreation and culture								
LRCIP Phase 2 Grant Pool Shade Sails	80,000	0	(80,000)	(0)	0	80,000	80,000	80,000
LRCIP Phase 2 Grant Other Sports & Recreation	75,056	15,548	(90,604)	0	0	123,950	123,950	90,604
Transport								
Regional Road Group Grant		368,727	(363,464)	5,263	5,263	448,930	448,930	363,464
Roads to Recovery Grant		723,094	(723,094)	0	0	723,094	723,094	723,094
Wheatbelt Secondary Freight Network Grant		3,425,324	(3,425,324)	0	0	4,458,869	4,458,869	3,425,324
DRFAWA Grant		0	0	0	0	3,862,414	3,862,414	0
Economic services								
LRCIP Grant - Phase 2 Grant	104,042	258,533	(362,575)	0	0	322,225	322,225	362,575
	278,282	5,551,136	(5,064,245)	765,174	765,174	10,038,666	10,038,666	5,062,426

**NOTES TO THE STATEMENT OF FINANCIAL ACTIVITY
FOR THE PERIOD ENDED 30 JUNE 2022**

**NOTE 15
BUDGET AMENDMENTS**

Amendments to original budget since budget adoption. Surplus/(Deficit)

GL Code	Description	Council Resolution	Classification	Non Cash Adjustment	Increase in Available Cash	Decrease in Available Cash	Amended Budget Running Balance
	Budget adoption		Opening surplus	\$ 0	\$ 0	\$ 0	\$ 0
Various	Budget Review	9864	Operating Expenses		6,817		6,817
				0	6,817	0	

**NOTES TO THE STATEMENT OF FINANCIAL ACTIVITY
FOR THE PERIOD ENDED 30 JUNE 2022**

**NOTE 16
EXPLANATION OF MATERIAL VARIANCES**

The material variance thresholds are adopted annually by Council as an indicator of whether the actual expenditure or revenue varies from the year to date Actual materially.


The material variance adopted by Council for the 2021-22 year is \$10,000 or 10.00% whichever is the greater.

Reporting Program	Var. \$	Var. %	Timing/ Permanent	Explanation of Variance
	\$	%		
Revenue from operating activities				
General purpose funding - other	2,685,893	155.30%	▲ Permanent	Early FAGS payment for 22/23 year
Health	(10,392)	(43.82%)	▼ Permanent	Reimbursements under for Medical Centre not being cleaned by Shire any more
Education and welfare	20,422	624.14%	▲ Permanent	Contribution to Childcare Centre from AGT
Recreation and culture	(35,951)	(20.05%)	▼ Permanent	Solar Bateriaes for Rec Centre LRCIP Grant not claimed
Other property and services	45,007	70.76%	▲ Permanent	Private Works over budget 20k and Parental Leave and Profit both over budget
Expenditure from operating activities				
Governance	93,175	12.53%	▼ Permanent	Admin Allocations under budget 65k and various accounts under budget small amounts
General purpose funding	18,369	12.87%	▼ Permanent	Debt recovery less than budgeted for year
Education and welfare	(27,272)	(16.72%)	▲ Permanent	Consultant expenditure more than budgeted for year
Housing	77,521	14.83%	▼ Permanent	7 South St 20k under, Wilfred Lodge 16k under budget and various other accounts under budget
Community amenities	104,549	10.97%	▼ Permanent	Sewage Consultant under budget 35k & Townscape Project C/F to next FY
Economic services	78,569	12.24%	▼ Permanent	Various accounts under year end budget
Investing activities				
Proceeds from non-operating grants, subsidies and contributions	(4,976,240)	(49.57%)	▼ Permanent	DRFAWA Carried forward to next FY and last 20% WSFN C/F
Proceeds from disposal of assets	(70,075)	(16.80%)	▼ Permanent	1 land lot not sold
Payments for property, plant and equipment and infrastructure	4,949,152	35.82%	▼ Permanent	Capital works transferred to next FY
Financing activities				
Transfer to reserves	68,674	12.46%	▼ Timing	Less than budgeted

Shire of Dalwallinu Bank Reconciliation as at 30 June 2022

Balance as per General Ledger as at 1 June 2022				
A910000 - Municipal Fund	598,742.14 ✓			
A910001 - Telenet Saver	3,107,631.31 ✓	3,706,373.45		3,706,373.45
Add Cash Receipts				
Daily Receipts		1,806,241.55		
BPAY Receipts		38,501.86		
Interest Received		125.75		
				1,844,869.16
				5,551,242.61
Less Cash Payments				
EFT Payments - Payroll		127,087.00 ✓		
EFT Payments (EFT13299-EFT13446)		2,721,030.20 ✓		
Direct Debit - Fines Enforcement (DD16740.1)		715.50 ✓		
Direct Debit - Credit Card Payments (DD16726.1)		1,444.80 ✓		
Direct Debit - Housing Bonds (DD16702.1 & DD16719.1)		1,008.00 ✓		
Direct Debit (Superannuation Payments)		24,175.27 ✓		
Bank Fees		692.12 ✓		
Direct Debit - Payment to DoT		95,371.40 ✓		
				2,971,524.29
Balance as per General Ledger as at 30 June 2022				
A910000 - Municipal Fund	146,961.26 ✓			
A910001 - Telenet Saver	2,432,757.06 ✓			
		2,579,718.32	0.00	2,579,718.32
Add				
Less				
Banking 30/06/22 Banked on 01/07/22				4,063.60 ✓
				2,575,654.72
Balance as per Bank Statements as at 30 June 2022				
Muni Cheque Account - 5365914		142,897.66		
Business Telenet Saver - 0373562		2,432,757.06	0.00	2,575,654.72 ✓

Prepared by

 5/7/2022

Reviewed by

 7/7/2022



For enquiries, message us on the Bankwest App or
Bankwest Online Banking, or call on 13 17 19
If you're a business customer, call 13 70 00

BUSINESS ZERO TRAN ACCOUNT STATEMENT MUNI FUND

BSB Number	306-008
Account Number	536591-4
Period	11 Jun 22 - 30 Jun 22
Page 1 of 4	Statement Number 4115

THE COMMITTEE
SHIRE OF DALWALLINU
PO BOX 141
DALWALLINU WA 6609

Account of: SHIRE OF DALWALLINU

TRANSACTION DETAILS FOR ACCOUNT NUMBER: 536591-4

Date	Particulars	Debit	Credit	Balance
11 JUN 22	OPENING BALANCE			\$52,300.17
13 JUN 22	U3 Sullivan LEHMANN,RACHAEL ELIZABETH		\$260.00	\$52,560.17
13 JUN 22	CREDIT TRANSFER FROM LINDA JOSEPHINE /		\$260.00	\$52,820.17
13 JUN 22	0000000-048 DALWALLINU LPO 10JUN2022		\$1,725.80	\$54,545.97
13 JUN 22	Ezidebit 14282595		\$246.04	\$54,792.01
13 JUN 22	CBA POS POS 16507100 13JUN		\$103.90	\$54,895.91
13 JUN 22	BRETT WALLIS shire rates		\$30.00	\$54,925.91
13 JUN 22	EMMA BRYANT Rent Emma Bryant		\$187.00	\$55,112.91
13 JUN 22	TRANSPORT DALO20220609	\$2,434.65		\$52,678.26
14 JUN 22	BILL PAYMENT 2000499367 001 CBA202206130		\$2,497.51	\$55,175.77
14 JUN 22	BILL PAYMENT 1000003008 001 ANZ202206120		\$100.00	\$55,275.77
14 JUN 22	BILL PAYMENT 2000499215 001 WBC202206141		\$222.20	\$55,497.97
14 JUN 22	BILL PAYMENT 1000006915 001 BWA202206140		\$35.00	\$55,532.97
14 JUN 22	0000000-049 DALWALLINU LPO 13JUN2022		\$7,710.85	\$63,243.82
14 JUN 22	ATO ATO349579286471001		\$94,278.00	\$157,521.82
14 JUN 22	CBA POS POS 16507100 14JUN		\$1,472.95	\$158,994.77
14 JUN 22	TRANSPORT DALO20220610	\$12,274.95		\$146,719.82
14 JUN 22	Housing Authorit VP382222		\$2,103.57	\$148,823.39
15 JUN 22	14.06.2022		\$483.95	\$149,307.34
15 JUN 22	CREDIT TRANSFER FROM CHERYL MARIE JOH		\$496.00	\$149,803.34
15 JUN 22	BILL PAYMENT 1000089419 001 BVA202206150		\$15.00	\$149,818.34
15 JUN 22	M FOGARTY 08:51AM 15Jun Mfogarty rent 15		\$197.00	\$150,015.34
15 JUN 22	Telenet to muni		\$397,000.00	\$547,015.34
15 JUN 22	CREDITORS 15.06.22	\$498,289.01		\$48,726.33
15 JUN 22	0000000-050 DALWALLINU LPO 14JUN2022		\$183.90	\$48,910.23
15 JUN 22	CBA POS POS 16507100 15JUN		\$876.40	\$49,786.63
15 JUN 22	ANDREA SCHNABEL 11aAndersonWay1506		\$496.00	\$50,282.63
15 JUN 22	CARRIED FORWARD			\$50,282.63

Make sure you check the entries on this statement carefully. If you see something that doesn't seem right, call us on 13 17 19. For more information about your account, and for details of the dispute resolution mechanism that covers disputed transactions and complaints (including how to access the mechanism and to make a complaint – including to the external dispute resolution body - the Australian Financial Complaints Authority), please see the Product Disclosure Statement for this product (available at our website and branches), or call/visit us. Bankwest, a division of Commonwealth Bank of Australia ABN 48 123 123 124 AFSL / Australian credit licence 234945. If you don't want to receive promotional information from us, let us know by calling us on 13 17 19.

TRANSACTION DETAILS (Cont.)				
Date	Particulars	Debit	Credit	Balance
15 JUN 22	BROUGHT FORWARD			\$50,282.63
15 JUN 22	TRANSPORT DALO20220613	\$277.80		\$50,004.83
15 JUN 22	BOND ADMINISTRAT BOND REF 33328/22	\$260.00		\$49,744.83
16 JUN 22	4DOWIE		\$460.00	\$50,204.83
16 JUN 22	RICHARD SANTIAGO 04:35PM 16Jun 38 Leahy		\$303.00	\$50,507.83
16 JUN 22	BILL PAYMENT 2000497695 001 WBC202206165		\$212.10	\$50,719.93
16 JUN 22	BILL PAYMENT 2000497817 001 NAB202206164		\$3,878.40	\$54,598.33
16 JUN 22	H HUGHES 11:48AM 16Jun Hannah rent 40 le		\$320.00	\$54,918.33
16 JUN 22	BILL PAYMENT 1000003211 001 BWA202206160		\$559.31	\$55,477.64
16 JUN 22	Telenet to Muni		\$485,000.00	\$540,477.64
16 JUN 22	CREDITORS 16.06.22	\$488,543.82		\$51,933.82
16 JUN 22	CBA POS POS 16507100 16JUN		\$1,162.80	\$53,096.62
16 JUN 22	TRANSPORT DALO20220614	\$1,556.90		\$51,539.72
16 JUN 22	DEPARTMENT OF TR PAYMENT:163681		\$7,355.03	\$58,894.75
16 JUN 22	Main Roads WA 19056		\$3,651.56	\$62,546.31
16 JUN 22	KIRA TIMMINS 1southrent1706		\$299.00	\$62,845.31
16 JUN 22	KIRA TIMMINS 1southrent2406		\$299.00	\$63,144.31
16 JUN 22	AMPAC Debt Recov 101421		\$100.00	\$63,244.31
17 JUN 22	Dallcon Rent		\$303.00	\$63,547.31
17 JUN 22	BILL PAYMENT 1000004535 001 CBA202206170		\$40.00	\$63,587.31
17 JUN 22	BILL PAYMENT 1000003761 001 NAB202206173		\$50.00	\$63,637.31
17 JUN 22	BILL PAYMENT 1000005752 001 251202206173		\$30.00	\$63,667.31
17 JUN 22	BILL PAYMENT 1000461152 001 BWA202206170		\$70.00	\$63,737.31
17 JUN 22	Telent to muni		\$450,000.00	\$513,737.31
17 JUN 22	CREDITORS 17.06.22	\$473,982.47		\$39,754.84
17 JUN 22	CBA POS POS 16507100 17JUN		\$1,025.50	\$40,780.34
17 JUN 22	TRANSPORT DALO20220615	\$146.40		\$40,633.94
17 JUN 22	STATE REVENUE DE ESL15062200120483R		\$88.00	\$40,721.94
17 JUN 22	STATE REVENUE DE PEN15062200120484S		\$265.63	\$40,987.57
17 JUN 22	STATE REVENUE DE PEN16062200120590R		\$300.00	\$41,287.57
17 JUN 22	STATE REVENUE DE PEN15062200120482R		\$650.00	\$41,937.57
20 JUN 22	J D Cream 11:58PM 19Jun Di Cream		\$520.00	\$42,457.57
20 JUN 22	BILL PAYMENT 1000002836 001 CBA202206180		\$60.00	\$42,517.57
20 JUN 22	BILL PAYMENT 2000496539 001 CBA202206200		\$377.72	\$42,895.29
20 JUN 22	9433		\$730.00	\$43,625.29
20 JUN 22	BILL PAYMENT 1000003008 001 ANZ202206190		\$100.00	\$43,725.29
20 JUN 22	BILL PAYMENT 1000003008 001 ANZ202206190		\$100.00	\$43,825.29
20 JUN 22	BILL PAYMENT 2000490016 001 ANZ202206203		\$2,151.30	\$45,976.59
20 JUN 22	BILL PAYMENT 2000501769 001 ANZ202206180		\$1,409.23	\$47,385.82
20 JUN 22	BILL PAYMENT 2000490982 001 BWA202206200		\$985.00	\$48,370.82
20 JUN 22	BILL PAYMENT 1000003877 001 BWA202206200		\$2,092.90	\$50,463.72
20 JUN 22	0000000-051 DALWALLINU LPO 17JUN2022		\$6,629.70	\$57,093.42
20 JUN 22	CTRLINK PENSION 190P7225555125968L		\$149.01	\$57,242.43
20 JUN 22	IRENE DUTTON Irene Dutton Rent		\$260.00	\$57,502.43
20 JUN 22	Ezidebit 14334230		\$383.56	\$57,885.99
20 JUN 22	CBA POS POS 16507100 20JUN		\$1,513.35	\$59,399.34
20 JUN 22	BRETT WALLIS shire rates		\$30.00	\$59,429.34
20 JUN 22	EMMA BRYANT Rent Emma Bryant		\$187.00	\$59,616.34
20 JUN 22	TRANSPORT DALO20220616	\$7,652.20		\$51,964.14
20 JUN 22	Main Roads WA 19168		\$309,837.00	\$361,801.14
20 JUN 22	CARRIED FORWARD			\$361,801.14

TRANSACTION DETAILS (Cont.)				
Date	Particulars	Debit	Credit	Balance
20 JUN 22	BROUGHT FORWARD			\$361,801.14
20 JUN 22	STATE REVENUE DE PEN17062200120639R		\$348.51	\$362,149.65
20 JUN 22	STATE REVENUE DE PEN17062200120641S		\$312.76	\$362,462.41
20 JUN 22	STATE REVENUE DE ESL17062200120640R		\$44.00	\$362,506.41
21 JUN 22	CREDIT TRANSFER FROM MRS JAQUELINE F		\$270.00	\$362,776.41
21 JUN 22	BILL PAYMENT 2000490016 001 ANZ202206204		\$654.00	\$363,430.41
21 JUN 22	C FOGARTY 07:14AM 21Jun Chloe Fogarty		\$374.00	\$363,804.41
21 JUN 22	BILL PAYMENT 2000502092 001 BWA202206210		\$9,212.50	\$373,016.91
21 JUN 22	BILL PAYMENT 2000491880 001 BWA202206210		\$1,530.00	\$374,546.91
21 JUN 22	Muni to corporate credit card	\$1,444.80		\$373,102.11
21 JUN 22	Telenet to Muni		\$178,000.00	\$551,102.11
21 JUN 22	CREDITORS 21.06.22	\$493,877.05		\$57,225.06
21 JUN 22	0000000-052 DALWALLINU LPO 20JUN2022		\$3,545.60	\$60,770.66
21 JUN 22	CBA POS POS 16507100 21JUN		\$1,953.65	\$62,724.31
21 JUN 22	TRANSPORT DALO20220617	\$3,709.10		\$59,015.21
22 JUN 22	21.06.2022		\$21.30	\$59,036.51
22 JUN 22	BILL PAYMENT 2000497817 001 NAB202206224		\$2,181.60	\$61,218.11
22 JUN 22	BILL PAYMENT 1000089419 001 BWA202206220		\$15.00	\$61,233.11
22 JUN 22	0000000-053 DALWALLINU LPO 21JUN2022		\$394.00	\$61,627.11
22 JUN 22	CBA POS POS 16507100 22JUN		\$23.90	\$61,651.01
22 JUN 22	TRANSPORT DALO20220620	\$475.65		\$61,175.36
22 JUN 22	DEPT OF INFRA 112058-20WA-LR2		\$217,374.00	\$278,549.36
23 JUN 22	CASH/CHEQUE DEPOSIT AT DALWALLINU BW		\$11,598.29	\$290,147.65
23 JUN 22	CREDIT TRANSFER FROM PAMELA MARGARE		\$50.00	\$290,197.65
23 JUN 22	CREDIT TRANSFER FROM ANDREW WITHERIL		\$260.00	\$290,457.65
23 JUN 22	RICHARD SANTIAGO 05:50PM 23Jun 38 Leahy		\$303.00	\$290,760.65
23 JUN 22	BILL PAYMENT 1000003202 001 BWA202206230		\$1,405.90	\$292,166.55
23 JUN 22	M FOGARTY 09:00AM 23Jun Mfogarty rent 23		\$197.00	\$292,363.55
23 JUN 22	BILL PAYMENT 2000499659 001 BWA202206230		\$110.00	\$292,473.55
23 JUN 22	Muni to telenet	\$155,000.00		\$137,473.55
23 JUN 22	PAY	\$68,042.00		\$69,431.55
23 JUN 22	CBA POS POS 16507100 23JUN		\$2,705.40	\$72,136.95
23 JUN 22	TRANSPORT DALO20220621	\$1,501.95		\$70,635.00
24 JUN 22	Dallcon Rent		\$303.00	\$70,938.00
24 JUN 22	23/6/2022		\$178.00	\$71,116.00
24 JUN 22	BILL PAYMENT 1000004535 001 CBA202206240		\$40.00	\$71,156.00
24 JUN 22	BILL PAYMENT 1000003761 001 NAB202206243		\$50.00	\$71,206.00
24 JUN 22	BILL PAYMENT 1000063112 001 PIB202206241		\$107.74	\$71,313.74
24 JUN 22	CREDIT TRANSFER FROM STEPHEN ROSS M		\$260.00	\$71,573.74
24 JUN 22	BILL PAYMENT 2000490034 001 NAB202206244		\$141.09	\$71,714.83
24 JUN 22	BILL PAYMENT 1000461152 001 BWA202206240		\$70.00	\$71,784.83
24 JUN 22	BILL PAYMENT 2000502171 001 BWA202206240		\$308.99	\$72,093.82
24 JUN 22	BILL PAYMENT 1000063103 001 BWA202206240		\$100.00	\$72,193.82
24 JUN 22	BILL PAYMENT 2000490919 001 BWA202206240		\$210.00	\$72,403.82
24 JUN 22	CBA POS POS 16507100 24JUN		\$2,515.40	\$74,919.22
24 JUN 22	TRANSPORT DALO20220622	\$10,876.00		\$64,043.22
24 JUN 22	N FOGARTY N Fogarty Rent		\$496.00	\$64,539.22
24 JUN 22	RETURNED ITEM PAY 411		\$532.00	\$65,071.22
24 JUN 22	SuperChoice P/L 267548426450012306	\$12,255.15		\$52,816.07
27 JUN 22	U3 Sullivan LEHMANN,RACHAEL ELIZABETH		\$260.00	\$53,076.07
27 JUN 22	CARRIED FORWARD			\$53,076.07

TRANSACTION DETAILS (Cont.)				
Date	Particulars	Debit	Credit	Balance
27 JUN 22	BROUGHT FORWARD			\$53,076.07
27 JUN 22	CREDIT TRANSFER FROM LINDA JOSEPHINE ,		\$260.00	\$53,336.07
27 JUN 22	BILL PAYMENT 1000063811 001 WBC202206253		\$200.55	\$53,536.62
27 JUN 22	H HUGHES 10:38PM 24Jun Hannah rent 40 le		\$320.00	\$53,856.62
27 JUN 22	Glenn Merrett Pay 411	\$532.00		\$53,324.62
27 JUN 22	Ezidebit 14383130		\$339.80	\$53,664.42
27 JUN 22	CBA POS POS 16507100 27JUN		\$415.00	\$54,079.42
27 JUN 22	BRETT WALLIS shire rates		\$30.00	\$54,109.42
27 JUN 22	ANDREA SCHNABEL 11aAndersonWay2706		\$496.00	\$54,605.42
27 JUN 22	EMMA BRYANT Rent Emma Bryant		\$187.00	\$54,792.42
27 JUN 22	TRANSPORT DALO20220623	\$1,023.40		\$53,769.02
28 JUN 22	BILL PAYMENT 1000006915 001 BWA202206280		\$35.00	\$53,804.02
28 JUN 22	0000000-054 DALWALLINU LPO 27JUN2022		\$2.00	\$53,806.02
28 JUN 22	CBA POS POS 16507100 28JUN		\$9,184.05	\$62,990.07
28 JUN 22	TRANSPORT DALO20220624	\$2,332.40		\$60,657.67
29 JUN 22	28/06/2022		\$1,844.35	\$62,502.02
29 JUN 22	BILL PAYMENT 1000005646 001 CBA202206290		\$20.00	\$62,522.02
29 JUN 22	CREDIT TRANSFER FROM CHERYL MARIE JOI		\$496.00	\$63,018.02
29 JUN 22	BILL PAYMENT 2000490432 001 WBC202206281		\$570.00	\$63,588.02
29 JUN 22	C MCKAY 11:00PM 28Jun 1 wasley st rent		\$992.00	\$64,580.02
29 JUN 22	M FOGARTY 09:04AM 29Jun Mfogarty rent 29		\$197.00	\$64,777.02
29 JUN 22	Telenet to muni		\$310,000.00	\$374,777.02
29 JUN 22	CREDITORS 29.06.22	\$331,970.42		\$42,806.60
29 JUN 22	BILL PAYMENT 2000491349 001 BWA202206290		\$50.50	\$42,857.10
29 JUN 22	BILL PAYMENT 2000491349 001 BWA202206290		\$950.00	\$43,807.10
29 JUN 22	CBA POS POS 16507100 29JUN		\$2,497.49	\$46,304.59
29 JUN 22	ICMSFE FP-DD-2206290006	\$79.50		\$46,225.09
29 JUN 22	ICMSFE FP-DD-2206290007	\$79.50		\$46,145.59
29 JUN 22	ICMSFE FP-DD-2206290002	\$79.50		\$46,066.09
29 JUN 22	ICMSFE FP-DD-2206290004	\$79.50		\$45,986.59
29 JUN 22	ICMSFE FP-DD-2206290010	\$79.50		\$45,907.09
29 JUN 22	ICMSFE FP-DD-2206290009	\$79.50		\$45,827.59
29 JUN 22	ICMSFE FP-DD-2206290008	\$79.50		\$45,748.09
29 JUN 22	ICMSFE FP-DD-2206290005	\$79.50		\$45,668.59
29 JUN 22	ICMSFE FP-DD-2206290003	\$79.50		\$45,589.09
30 JUN 22	4DOWIE		\$460.00	\$46,049.09
30 JUN 22	RICHARD SANTIAGO 04:50PM 30Jun 38 Leahy		\$303.00	\$46,352.09
30 JUN 22	BILL PAYMENT 1000089419 001 BWA202206300		\$20.00	\$46,372.09
30 JUN 22	H HUGHES 04:08PM 30Jun Hannah rent 40 le		\$320.00	\$46,692.09
30 JUN 22	CTRLINK PPLFUNDS D00P7484408939657A		\$5,002.38	\$51,694.47
30 JUN 22	CBA POS POS 16507100 30JUN		\$162.90	\$51,857.37
30 JUN 22	TRANSPORT DALO20220628	\$10,878.40		\$40,978.97
30 JUN 22	Main Roads WA 19714		\$100,598.30	\$141,577.27
30 JUN 22	STATE REVENUE DE ESL28062200121120R		\$66.00	\$141,643.27
30 JUN 22	STATE REVENUE DE PEN28062200121121S		\$156.38	\$141,799.65
30 JUN 22	STATE REVENUE DE PEN28062200121119R		\$474.26	\$142,273.91
30 JUN 22	STATE REVENUE DE PEN30062200121300S		\$274.20	\$142,548.11
30 JUN 22	STATE REVENUE DE ESL30062200121299R		\$44.00	\$142,592.11
30 JUN 22	STATE REVENUE DE PEN30062200121298R		\$305.55	\$142,897.66
30 JUN 22	CLOSING BALANCE			\$142,897.66
	TOTAL DEBITS	\$2,580,052.02		
	TOTAL CREDITS		\$2,670,649.51	

TRANSACTION SEARCH RESULTS

Account: 302-162 0373562
Account Nickname: BUSINESS TELENET SAVER
Range: June
Transaction Types: All Transaction Types
Opening Balance: \$3,107,631.31
Closing Balance: \$2,432,757.06

BSB NO.	ACCOUNT NO.	TRANSACTION DATE	NARRATION	CHEQUE NO.	DEBIT	CREDIT	ACCOUNT BALANCE
302-162	0373562	29/06/2022	Telenet to muni		-\$310,000.00		\$2,432,757.06
302-162	0373562	23/06/2022	Muni to telenet			\$155,000.00	\$2,742,757.06
302-162	0373562	21/06/2022	Telenet to Muni		-\$178,000.00		\$2,587,757.06
302-162	0373562	17/06/2022	Telent to muni		-\$450,000.00		\$2,765,757.06
302-162	0373562	16/06/2022	Telenet to Muni		-\$485,000.00		\$3,215,757.06
302-162	0373562	15/06/2022	Telenet to muni		-\$397,000.00		\$3,700,757.06
302-162	0373562	09/06/2022	Muni to telenet			\$880,000.00	\$4,097,757.06
302-162	0373562	02/06/2022	Muni to telenet			\$110,000.00	\$3,217,757.06
302-162	0373562	01/06/2022	CREDIT INTEREST			\$125.75	\$3,107,757.06



For enquiries, message us on the Bankwest App or
Bankwest Online Banking, or call on 13 17 19
If you're a business customer, call 13 70 00

BUSINESS ZERO TRAN ACCOUNT STATEMENT TRUST

BSB Number	306-008
Account Number	536593-0
Period	16 Jun 22 - 30 Jun 22
Page 1 of 1	Statement Number 3570

THE COMMITTEE MEMBERS
SHIRE OF DALWALLINU
PO BOX 141
DALWALLINU WA 6609

Account of: SHIRE OF DALWALLINU


TRANSACTION DETAILS FOR ACCOUNT NUMBER: 536593-0				
Date	Particulars	Debit	Credit	Balance
16 JUN 22	OPENING BALANCE			\$0.00
30 JUN 22	CLOSING BALANCE			\$0.00
	TOTAL DEBITS	\$0.00		
	TOTAL CREDITS		\$0.00	

Make sure you check the entries on this statement carefully. If you see something that doesn't seem right, call us on 13 17 19. For more information about your account, and for details of the dispute resolution mechanism that covers disputed transactions and complaints (including how to access the mechanism and to make a complaint – including to the external dispute resolution body - the Australian Financial Complaints Authority), please see the Product Disclosure Statement for this product (available at our website and branches), or call/visit us. Bankwest, a division of Commonwealth Bank of Australia ABN 48 123 123 124 AFSL / Australian credit licence 234945. If you don't want to receive promotional information from us, let us know by calling us on 13 17 19.


Shire of Dalwallinu Trust Bank Reconciliation as at 30 June 2022

Balance as per General Ledger as at 1 June 2022 2T9900000 - Trust Fund	0.00	0.00		✓ 0.00
Add Cash Receipts				0.00
Less Cash Payments				0.00
		0.00		0.00
Balance as per General Ledger as at 30 June 2022				
2T9900000 - Trust Fund	0.00	0.00	0.00	✓ 0.00
Add				
Less				
Balance as per Bank Statements as at 30 June 2022				0.00
2T9900000 - Trust Fund		0.00	0.00	✓ 0.00

Prepared by

 1/07/2022

Reviewed by

 7/7/2022

9.3.3 Request to Write Off Outstanding Rates and Charges – A8942

Report Date	26 July 2022
Applicant	Shire of Dalwallinu
File Ref	A8942 - Rates Payments
Previous Meeting Reference	Nil
Prepared by	Christie Andrews, Senior Finance Officer
Supervised by	Ally Bryant, Manager Corporate Services
Disclosure of interest	Nil
Voting Requirements	Absolute Majority
Attachments	Nil

Purpose of Report

Council is requested to consider writing off the outstanding rates and charges on assessment A8942 totalling \$8,885.60 plus accruing interest.

Background

During May 2015 it was noted that assessment A8942 had not been transferred to the Catholic Church as previously advised. Legal action proceeded and we were advised the ratepayer was deceased and the family did not want to retain the property. Action was undertaken to get the property transferred to the Shire's name after it was clear the Catholic Church had no interest in the property. As the ratepayer was deceased the family were unable to transfer the property, so action was undertaken to sell the property under section 6.64 (1) (b) of the *Local Government Act 1995*, Council Motion 9363 16 April 2019. A public auction was held 14 August 2019 but there was no interest in the property.

During the period since the auction there has been interest in the property but no offers have been received. The property has been included in recent advertising of available land.

Consultation

Chief Executive Officer

Legislative Implications

State

Local Government Act 1995 – Section 6.71

Policy Implications

Nil

Financial Implications

If written off the Shire would be forgoing rates and charges totalling \$8,885.60 plus accruing interest.

Strategic Implications

Nil

Site Inspection

Not applicable



Triple Bottom Line Assessment

Economic implications

There are no known significant economic implications associated with this proposal.

Social implications

There are no known significant social implications associated with this proposal.

Environmental implications

There are no known significant environmental implications associated with this proposal.

Officer Comment

As per the *Local Government Act 1995*, Section 6.71 if the land is offered for sale but at the expiration of twelve (12) months a contract for the sale of the land has not been entered into by the local government, it may transfer the land to the local government.

It is unlikely the property will sell for an amount that will cover the outstanding rates and charges. Until the property is sold it is recommended to transfer the lot to the Shire of Dalwallinu and cease rating the lot until it is sold at some stage in the future.

Officer Recommendation

That Council:

1. authorise the outstanding rates and charges totalling \$8,885.60 plus accruing interest on assessment A8942 be written off;
2. authorise the Chief Executive Officer to transfer the lot to the Shire of Dalwallinu.

Resolution

MOTION 9942

Moved Cr NW Mills
Seconded Cr JL Counsel

That Council:

1. authorise the outstanding rates and charges totalling \$8,885.60 plus accruing interest on assessment A8942 be written off;
2. authorise the Chief Executive Officer to transfer the lot to the Shire of Dalwallinu.

CARRIED BY ABSOLUTE MAJORITY 7/0



9.4 CHIEF EXECUTIVE OFFICER

9.4.1 Draft Policy – Bush Fire Brigades – Management*

Report date	26 July 2022
Applicant	Shire of Dalwallinu
File ref	GO/20 - Governance – Policy Manual
Previous Meeting Reference	Nil
Prepared by	Jean Knight, Chief Executive Officer
Supervised by	Jean Knight, Chief Executive Officer
Disclosure of interest	Nil
Voting requirements	Absolute Majority
Attachments	Draft Policy 2.9 – Bush Fire Brigades - Management

Purpose of Report

Council is requested to consider a draft policy in relation to the management of Bush Fire Brigades. No policy is currently in existence.

Background

The Shire of Dalwallinu has extensive roles and responsibilities in the State Emergency Management Framework across the emergency management spectrum of prevention, preparedness, response, and recovery. Under the *Bush Fires Act 1954*, Local Governments have responsibility for bushfire and the management of volunteer Bush Fire Brigades.

Consultation

Chief Bushfire Control Officer

Legislative Implications

State

Local Government Act 1995 – section 2.7(2)(b)

Policy Implications

Nil

Financial Implications

Nil

Strategic Implications

Nil

Site Inspection

Site inspection undertaken: Not applicable

Triple Bottom Line Assessment

Economic implications

There are no known significant economic implications associated with this proposal.

Social implications

There are no known significant economic implications associated with this proposal.



Environmental implications

There are no known significant environmental implications associated with this proposal.

Officer Comment

With the introduction of the *Work Health and Safety Act 2020*, this has shone a spotlight on Local Government responsibilities for managing volunteer BFBs. The new Act has heightened concerns in the sector regarding risk and liability in the management of BFBs, resourcing requirements and training and competency.

Local Governments are responsible for providing compensation for injury caused to present and former BFB volunteers as a result of their duties. Since 2012, due to the high cost of claims, the aggregate limit of liability has increase from \$250,000 to \$750,000. In addition, the annual cost of insurance has nearly doubled (92%) from \$47.50 to \$91.20 per volunteer.

There is no longer the ability to say “she’ll be right mate” or “it will never happen up here” because as we know things do happen. Training, therefore, is considered to be a high priority. The draft policy proposes that all BFB volunteers have either Recognised Prior Learning as a minimum, although are encouraged to undertake the Basic fire course and Fire Control Officer’s must attend the FCO course within twelve (12) months of being appointed. FCOs have major responsibilities and therefore should have the appropriate training to ensure the Shire is protected against any claims.

Hefty fines now apply to local governments and criminal charges may be imposed on Executive Staff should they fail in their duty of care under the new *Work Health and Safety Act 2020*. A sevenfold increase in the maximum fine is now applicable to Executives along with a 20 year jail term. The local government body is now subject to an uninsurable fine up to \$10M, up 2.85 times from \$3.5M.

Officer Recommendation

That Council:

1. adopt Policy 2.9 Bush Fire Brigades – Management as attached to this report;
2. request that the Chief Executive Officer forward a copy of the Policy to all Bush Fire Brigade volunteers.

Resolution

MOTION 9943

Moved Cr NW Mills
Seconded Cr SC Carter

That Council:

1. adopt Policy 2.9 Bush Fire Brigades – Management as attached to this report;
2. request that the Chief Executive Officer forward a copy of the Policy to all Bush Fire Brigade volunteers.

CARRIED BY ABSOLUTE MAJORITY 7/0



1.21 Bush Fire Brigades - Management

Person Responsible: Chief Executive Officer
History: New

Policy

1. Legislative context

a) *Bush Fire Act 1954* –

The head of power for Council and Fire Control Officers (FCOs) to manage all fire related matters.

b) *Work Health and Safety Act 2020* –

In place since 2020, this Act is often ignored or overlooked –

Organisation responsibilities include –

- to carry out appropriate insurance;
- to provide training, PPE, resources;
- to make certain vehicles are safe, roadworthy, fit for task and available for use;
- to ensure all levels of bush fire brigade volunteers and staff members act lawfully and appropriately.

Volunteer and employee obligations include –

- to act to ensure their own safety and welfare, and for those they are responsible for and are around them;
- to use PPE provided;
- to undertake appropriate training.

2. Application

a) While this policy specifically applies to Volunteer FCOs, where relevant, it also applies to those appointed due to their position as a Shire employee;

b) This policy also applies to FCOs appointed to dual roles on the nomination of other Shires where applicable.

3. Appointment of Fire Control Officers

a) FCOs are appointed by Council, usually on nomination at a Bush Fire Advisory Committee Meeting;

b) FCOs may also be appointed on the nomination of an adjoining Shire;

c) FCOs will be appointed by Council as the Chief Bushfire Control Officer, First Deputy Chief Bush Fire Control Officer and Second Deputy Chief Bush Fire Control Officer with authority extended throughout the Shire.

d) Completion of the FCO training course is mandatory for Officers appointed to the above roles.

4. Term of Office

The Chief Bush Fire Control Officer, First Deputy Chief Bushfire Control Officer and Second Deputy Chief Bushfire Control Officer are appointed for a 3 (three) year term.

5. Fire Weather Committee

This Committee is not appointed by Council, but is formed by the Chief BFCO to advise on weather conditions.

6. Allocation of WAERN radios

- a) Each FCO personal vehicle
- b) Each BFB appliance
- c) Handhelds – in some BFB appliances

7. Training

a) All FCOs must, as a minimum, complete the FCOs training course within the first 12 (twelve) months of being appointed and complete a refresher at least once every 10 (ten) years.

b) A sub-committee consisting of the Chief Bushfire Control Officer and the two (2) Deputy Chief Bushfire Control Officers, be authorised to assess volunteer fire fighters competency with regards to the Rural Fire Awareness, Bushfire Safety Awareness and Firefighting Skills, and if satisfied, to recommend to the Shire’s Chief Executive Officer that their previous experience be accepted as Recognised Prior Learning, although volunteers should be encouraged to complete the basic training course.

8. Fire Ground Plant Operations

- a) Shire staff are not to operate any Shire plant on the fire ground unless appropriate Fire Ground Plant Operations training is completed;
- b) authorisation of staff to utilise Shire plant on the fire ground must be obtained prior to operation from the Shire Chief Executive Officer or Manager Works & Services.

9. Confirmation of Appointment

Once appointments have been endorsed by Council, the Chief Executive Officer will issue appointment letters to each FCO advising of their roles and responsibilities and relevant training dates to ensure compliance with Point 7 of this policy.

Objective

To ensure that management of bush fire brigades is in accordance with the *Bush Fires Act 1954* and *Work Health and Safety Act 2020*.

To ensure the safety of all volunteers on fire grounds.

Guidelines

Bush Fires Act 1954
Work Health & Safety Act 2020

9.4.2 Relinquish Management Order G846094 – Reserve 15867

Report Date	26 July 2022
Applicant	Shire of Dalwallinu
File Ref	R15867
Previous Meeting Reference	OCM – 23 February 2016 (M8513)
Prepared by	Jean Knight, Chief Executive Officer
Supervised by	Jean Knight, Chief Executive Officer
Disclosure of interest	Nil
Voting Requirements	Simple Majority
Attachments	Nil

Purpose of Report

Council is requested to relinquish Management Order (G846094) on Lot 99 on P69929 Crown Reserve 15687 to enable the land to be subdivided for the extension of the light industrial area in Dalwallinu.



Background

Correspondence was received on 5 July 2022 advising the Shire of Dalwallinu that their application through the Regional Development Assistance Program (RDAP) for the development of future residential and industrial subdivisions had been approved.

In order for the Light industrial subdivision to proceed, DevelopmentWA will need to secure access to the land which requires the relinquishment of Management Order G846094 over Lot 99 Reserve 15867.

Consultation

Development WA

Legislative Implications

Nil



Policy Implications

Nil

Financial Implications

Nil

Strategic Implications

Nil

Site Inspection

Site inspection undertaken: Not applicable

Triple Bottom Line Assessment

Economic implications

The expansion of the light industrial area in Dalwallinu may have significant economic implications to the Shire as this will enable businesses to purchase the land for expansion of existing or creation of new business.

Social implications

There are no known significant social implications associated with this proposal.

Environmental implications

There are no known significant environmental implications associated with this proposal.

Officer Comment

The Shire are extremely fortunate to be successful with both applications through the RDAP given that this program only has \$4M to allocate to programs each year.

At the Ordinary Council Meeting held 23 February 2016 Council resolved the following:

'MOTION 8513

Moved Cr IW Hyde

Seconded Cr AR Dickins

That Council resolves to approve the excision of the area of land required for the development of (8) industrial lots and road access from Huggett Drive (approx 7a) from reserve 15867 (Lot 99) and relinquish the "Management Order" over this section of the reserve.

CARRIED 8/0'

For clarification, the wording has been amended in the Officer's recommendation to just relinquish the Management Order over Lot 99 reserve 15867.

Officer Recommendation

That Council resolves to relinquish the Management Order G846094 over Lot 99 Reserve 15867.



Resolution

MOTION 9944

Moved Cr KM McNeill
Seconded Cr DS Cream

That Council resolves to relinquish the Management Order G846094 over Lot 99 Reserve 15867.

CARRIED 7/0



9.4.3 Western Australian Local Government Association – Annual Convention 2022

Report Date	26 July 2022
Applicant	Shire of Dalwallinu
File Ref	GR/4 – Government Relations
Previous Meeting Reference	Nil
Prepared by	Jean Knight, Chief Executive Officer
Supervised by	Jean Knight, Chief Executive Officer
Disclosure of interest	Nil
Voting Requirements	Simple Majority
Attachments	Nil

Purpose of Report

Council is requested to authorise attendance to the 2022 Western Australian Local Government Convention and appoint delegates and proxy's to vote at the 2022 WALGA Annual General Meeting.

Background

The Annual Local Government Convention will be held at Crown Perth from Sunday 2 October 2022 to Tuesday 4 October 2022. The theme for this year is 'Embracing Change'. The schedule is as follows:

<i>Sunday 2 October 2022</i>	START	FINISH
Mayors and Presidents Forum (by invitation only)	3:00pm	5:00pm
Welcome Drinks	5:00pm	6:30pm
<i>Monday 3 October 2022</i>	START	FINISH
ALGA Breakfast	7:00am	8:30am
Heads of Agency Breakfast (by invitation only)	7:30am	8:45am
WALGA AGM	9:00am	1:00pm
Lunch for AGM attendees	1:00pm	2:00pm
Opening Keynote Speaker (Simon Trott)	2:00pm	3:00pm
Afternoon Tea	3:00pm	3:40pm
Local Government Into the Future (Bernard Salt)	3:40pm	5:00pm
Cocktail Gala (Optus Stadium)	6:30pm	10:00pm
<i>Tuesday 4 October 2022</i>	START	FINISH
Convention Breakfast with Justin Langer	7:30am	8:50am
Panel Discussion "The State of Play"	9:00am	10:30am
Morning Tea	10:30am	11:15am
Leading the Way for Climate Resilient Regions	11:15am	12:45pm
Lunch	12:45pm	1:30pm
Concurrent Sessions	1:30pm	4:45pm
Office closure	4:45pm	
<i>Wednesday 5 October 2022(post-conference)</i>	START	FINISH
2022 WALGA Aboriginal Engagement and Reconciliation Forum	9:30am	4:00pm



Consultation

Councillors

Legislative Implications

Nil

Policy Implications

Local

Council Policy – 1.7 Members Conference/Course Attendance and Partners Expenses

Financial Implications

A budget allocation has been included in the 2022-2023 budget.

Strategic Implications

Nil

Site Inspection

Site inspection undertaken: Nil

Triple Bottom Line Assessment

Economic implications

There are no known significant economic implications associated with this proposal.

Social implications

There are no known significant social implications associated with this proposal.

Environmental implications

There are no known significant environmental implications associated with this proposal.

Officer Comment

The Annual General Meeting (AGM) of the Western Australian Local Government Association (WALGA) is to be held on Monday 3 October 2022 at Crown Perth.

Delegates will need to be appointed to vote on motions put forward for consideration at the AGM.

Officer Recommendation

That Council:

1. Appoint Cr KL Carter and Cr SC Carter as the Shire of Dalwallinu Delegates for the WALGA Annual General Meeting to be held on Monday 3 October 2022;
2. Appoint Chief Executive Officer, Jean Knight as the Shire of Dalwallinu Proxy Delegate for the WALGA Annual General Meeting to be held on Monday 3 October 2022;
3. Authorise Cr K Carter, Cr S Carter, Cr K McNeill, Cr D Cream, Cr M Harms, Cr K Christian and Chief Executive Officer Jean Knight to attend the Local Government Convention from 2 October 2022 to 5 October 2022;
4. Meets the costs of registration, accommodation and incidentals for all delegates, Chief Executive Officer and Partners.



Resolution

MOTION 9945

Moved Cr JL Counsel

Seconded Cr DS Cream

That Council:

1. Appoint Cr KL Carter and Cr SC Carter as the Shire of Dalwallinu Delegates for the WALGA Annual General Meeting to be held on Monday 3 October 2022;
2. Appoint Chief Executive Officer, Jean Knight as the Shire of Dalwallinu Proxy Delegate for the WALGA Annual General Meeting to be held on Monday 3 October 2022;
3. Authorise Cr K Carter, Cr S Carter, Cr K McNeill, Cr D Cream, Cr M Harms, Cr K Christian and Chief Executive Officer Jean Knight to attend the Local Government Convention from 2 October 2022 to 5 October 2022;
4. Meets the costs of registration, accommodation and incidentals for all delegates, Chief Executive Officer and Partners.

CARRIED 7/0



10 APPLICATIONS FOR LEAVE OF ABSENCE

Nil

11 MOTIONS OF WHICH NOTICE HAS BEEN RECEIVED

Nil

12 QUESTIONS FROM MEMBERS WITHOUT NOTICE

Nil

13 NEW BUSINESS OF AN URGENT NATURE (INTRODUCED BY DECISION OF THE MEETING)

Nil

14 MEETING CLOSED TO THE PUBLIC – CONFIDENTIAL BUSINESS AS PER LOCAL GOVERNMENT ACT, 1995, SECTION 5.23(2)

N/A

15 SCHEDULING OF MEETING

The next Ordinary Meeting of Council will be held on 23 August 2022 at the Shire of Dalwallinu Council Chambers, Dalwallinu commencing at 3.30pm.

16 CLOSURE

There being no further business, the Chairperson closed the meeting at 3.42pm.

17 CERTIFICATION

I, Keith Leslie Carter, certify that the minutes of the Ordinary Council meeting held on the 26 July 2022, as shown on page numbers 1 to 70 were confirmed as a true record at the meeting held on 23 August 2022.



CHAIRPERSON

23. 8. 2022

DATE

