

Ordinary Council Meeting Agenda

25 November 2025



This page has been left intentionally blank




Shire of Dalwallinu

NOTICE OF MEETING

NOTICE is hereby given that the next Ordinary Meeting of Council of the Shire of Dalwallinu will be held on Tuesday, 25 November 2025 in the Council Chambers, Dalwallinu commencing at 5.00pm.

Signed:



Jean Knight JP

Chief Executive Officer

20 / 11 / 2025

Date

DISCLAIMER

No responsibility whatsoever is implied or accepted by the Shire of Dalwallinu for any act, omission or statement or intimation occurring during Council/Committee meetings or during formal/informal conversations with staff. The Shire of Dalwallinu disclaims any liability for any loss whatsoever caused arising out of reliance by any person or legal entity on any such act, omission or statement or intimation occurring during Council/Committee meetings or discussions. Any person or legal entity that acts or fails to act in reliance upon any statement does so at that person's and or legal entity's own risk.

In particular and without derogating in any way from the broad disclaimer above, in any discussion regarding any planning application or application for license, any statement or limitation or approval made by a member of officer of the Shire of Dalwallinu during the course of any meeting is not intended to be and is not taken as notice of approval from the Shire of Dalwallinu. The Shire of Dalwallinu warns that anyone who has an application lodged with the Shire of Dalwallinu must obtain and only should rely on WRITTEN CONFIRMATION of the outcome of the application and any conditions attaching to the decision made by the Shire of Dalwallinu in respect of the application.



This page has been left intentionally blank



Table of Contents

PRESIDING OFFICER DECLARATION	3
1. OPENING & ANNOUNCEMENT OF VISITORS	3
2. ANNOUNCEMENTS OF PRESIDING MEMBER.....	3
3. ATTENDANCE RECORD	3
3.1 Present.....	3
3.2 Apologies	3
3.3 Leave of Absence Previously Granted	3
4 DECLARATIONS OF INTEREST	3
5 PUBLIC QUESTION TIME.....	4
5.1 Response to Previous Public Questions Taken on Notice	4
5.2 Public Question Time.....	4
6 MINUTES OF PREVIOUS MEETINGS	4
6.1 Ordinary Council Meeting – 28 October 2025.....	4
7 PETITIONS/PRESENTATIONS/DEPUTATIONS/DELEGATES/REPORTS/SUBMISSIONS	4
7.1 Petitions.....	4
7.2 Presentations.....	4
7.3 Deputations	4
7.4 Delegates Reports/Submissions	4
8 METHOD OF DEALING WITH AGENDA BUSINESS (Show of hands)	4
9 REPORTS	5
9.1 WORKS & SERVICES	5
9.2 PLANNING & DEVELOPMENT	6
9.3 CORPORATE SERVICES	7
9.3.1 Accounts for Payment for October 2025*	7
9.3.2 Monthly Financial Statements for October 2025*	10
9.4 CHIEF EXECUTIVE OFFICER	12
9.4.1 Setting of 2026 Ordinary Council Meeting Dates.....	12
9.4.2 Award of Tender RFT2526-01 Design & Construct Aged Accommodation*	15
9.4.3 Unbudgeted Expenditure – Bathroom Upgrades - Wilfred Thomas Lodge*	19
9.4.4 Renewal of Licence to Use and Occupy – Kalannie Railway Station	22
9.4.5 Purchase & Proposed Sale of Lots 1 and 2 Nelson Street, Buntine (R17953)	25
9.4.6 Request to call tender – Replacement of Dalwallinu Bowling Green Surface*	28



10	APPLICATION FOR LEAVE OF ABSENCE	31
11	MOTIONS OF WHICH NOTICE HAS BEEN RECEIVED	31
12	QUESTIONS FROM MEMBERS WITHOUT NOTICE	31
13	NEW BUSINESS OF AN URGENT NATURE (INTRODUCED BY DECISION OF THE MEETING).....	31
14	MEETING CLOSED TO THE PUBLIC – CONFIDENTIAL BUSINESS AS PER LOCAL GOVERNMENT ACT, 1995, SECTION 5.23(2)	31
15	SCHEDULING OF MEETING	31
16	CLOSURE	31
17	CERTIFICATION	31



SHIRE OF DALWALLINU

AGENDA for the Ordinary Meeting of Council to be held at the Council Chambers, Shire Administration Centre, Dalwallinu on Tuesday 25 November 2025 commencing at 5.00pm.

PRESIDING OFFICER DECLARATION

In accordance with the Local Government Act, this public meeting is being recorded. The recording will be archived and available on Councils website www.dalwallinu.wa.gov.au. Persons attending this meeting in the public gallery may be recorded.

Persons participating in public question time will be recorded as part of the meeting proceedings. I request all participants maintain a respectful and professional demeanour throughout the proceedings. Any use of profanity, disrespectful language, or disruptive behaviour may result in removal from the meeting.

Thank you for your cooperation.

1. OPENING & ANNOUNCEMENT OF VISITORS

The Chairperson (President) opened the meeting at ____ pm.

2. ANNOUNCEMENTS OF PRESIDING MEMBER

3. ATTENDANCE RECORD

3.1 Present

Councillors

Shire President	Cr KL Carter
Deputy President	Cr MM Harms
	Cr SC Carter
	Cr JL Counsel
	Cr DS Cream
	Cr S Dawson
	Cr S Hickleton

Chief Executive Officer	Ms JM Knight
-------------------------	--------------

Public

3.2 Apologies

3.3 Leave of Absence Previously Granted

Nil

4. DECLARATIONS OF INTEREST



5 PUBLIC QUESTION TIME

5.1 Response to Previous Public Questions Taken on Notice

5.2 Public Question Time

6 MINUTES OF PREVIOUS MEETINGS

6.1 Ordinary Council Meeting – 28 October 2025

MOTION

Moved Cr

Seconded Cr

That the Minutes of the Ordinary Meeting of Council held 28 October 2025 be confirmed.

0/0

7 PETITIONS/PRESENTATIONS/DEPUTATIONS/DELEGATES/REPORTS/SUBMISSIONS

7.1 Petitions

7.2 Presentations

7.3 Deputations

7.4 Delegates Reports/Submissions

8 METHOD OF DEALING WITH AGENDA BUSINESS (Show of hands)

As agreed.



9 REPORTS

9.1 WORKS & SERVICES

There were Nil reports from Works & Services this month.



9.2 PLANNING & DEVELOPMENT

There were Nil reports from Planning & Development Services this month.



9.3 CORPORATE SERVICES

9.3.1 Accounts for Payment for October 2025*

Report Date	25 November 2025
Applicant	Shire of Dalwallinu
File Ref	FM/9 Financial Reporting
Previous Meeting Reference	Nil
Prepared by	Christie Andrews, Finance Officer
Supervised by	Hanna Jolly, Manager Corporate Services
Disclosure of interest	Nil
Voting Requirements	Simple Majority
Attachments	Summary of Accounts for Payment

Purpose of Report

Council is requested to consider the acceptance and approval of the Schedule of Accounts for Payment.

Background

A list of invoices paid for the month of October 2025 from the Municipal Account to the sum of \$1,131,086.01 paid by EFT is attached together with a list of bank fees, payroll, direct debit payments, loan payments and transfer to Term Deposits. These payments total \$1,470,760.96. There were no payments from the Trust Account. Total payments from all accounts being \$1,470,760.96 have been listed for Council's ratification.

Consultation

In accordance with the requirements of the *Local Government Act 1995* a list of accounts paid, by approval of the Chief Executive Officer under Council's delegated authority, is to be completed for each month showing:

- The payees names
- The amount of the payments
- Sufficient information to identify the payment
- The date of the payment

The attached list meets the requirements of the Financial Regulations,

In addition to the above statutory requirements, Financial Management Regulation Section 13(4) requires 'the total of the other outstanding accounts be calculated and a statement be presented to Council at the next Council meeting'.

Legislative Implications

State

Local Government Act 1995

Local Government (Financial Management) Regulations 1996

Policy Implications

Nil



Financial Implications

Payments are in accordance with the adopted budget for 2025/2026.

General Function Implications

Nil

Strategic Implications

Nil

Site Inspection

Not applicable

Sustainability & Climate Change Implications

Economic implications

There are no known significant economic implications associated with this proposal.

Social implications

There are no known significant social implications associated with this proposal.

Environmental implications

There are no known significant environmental implications associated with this proposal.

Officer Comment

Accounts for Payments are in accordance with the adopted budget for 2025/2026 or authorised by separate resolution.

Officer Recommendation

That Council, in accordance with the requirements of sections 13(1), 13(3), and 13(4) of the *Local Government (Financial Management) Regulations 1996* a list of payments made in October 2025 under Chief Executive Officer's delegated authority is endorsed in respect to the following bank accounts:

Municipal Fund Account totalling \$1,470,760.96 consisting of:

Bank Fees	\$1,355.61
EFT Payments (EFT17603-EFT17716)	\$1,131,086.01
<i>Bunnings Trade EFT17667</i>	<i>\$227.60</i>
<i>Wex Australia EFT17625</i>	<i>\$3,435.99</i>
EFT Payments (Payroll)	\$133,936.79
Direct Debit – Credit Card (DD18519.1)	\$6,312.17
Direct Debit – Superannuation (DD18495.1 & DD18509.1)	\$26,796.05
Direct Debit – Payments to Department of Transport	\$135,524.90
Loan 157 – Discovery Centre	\$35,749.43



Officer Recommendation/Council Resolution

MOTION

Moved Cr
Seconded Cr

0/0



EFT PAYMENTS FOR THE MONTH OF OCTOBER 2025

Chq/EFT	Date	Name	Description	Amount
EFT17603	02/10/2025	WATER CORPORATION	Water Usage & Service Charge	1,328.27
EFT17604	02/10/2025	TELSTRA	Assorted Phones usage and service/rental	1,903.70
EFT17605	02/10/2025	BURGESS RAWSON (WA) PTY LTD	Water Usage	245.18
EFT17606	02/10/2025	SYNERGY	Electricity Usage	7,235.70
EFT17607	02/10/2025	The Liebe Group Inc	Donation	5,000.00
EFT17608	02/10/2025	REFUEL AUSTRALIA	Diesel	17,397.12
EFT17609	02/10/2025	LGIS WA	Refund payment of overpayment	8,130.30
EFT17610	02/10/2025	Nusteel Patios And Sheds	Shade structure	9,508.93
EFT17611	02/10/2025	JCB CONSTRUCTION EQUIPMENT AUSTRALIA	Parts	4,927.34
EFT17612	02/10/2025	BABA MARDIA ROAD SERVICES	Traffic Management	45,401.97
EFT17613	02/10/2025	John Papas Trailers	Trailer	12,860.00
EFT17614	02/10/2025	Zip Heaters (Aust) Pty Ltd	Service	390.50
EFT17615	02/10/2025	PAYWISE PTY LTD	Lease	3,079.78
EFT17616	02/10/2025	J ZAPPA PAINTING & DECORATING SERVICES PTY LTD	Painting	44,876.32
EFT17617	02/10/2025	Fagan Maas Stampmakers	Stamp	110.50
EFT17618	02/10/2025	DALWALLINU COMMUNITY RESOURCE CENTRE	DDC Cover	550.00
EFT17619	16/10/2025	CUTTING EDGES	Stock	2,152.59
EFT17620	16/10/2025	On Hold On Line	Monthly on-hold message	77.00
EFT17621	16/10/2025	KEITH LESLIE CARTER	Member attendance & travel & reimbursement	4,139.70
EFT17622	16/10/2025	JOHN R WALLIS ENGINEERING	Assorted supplies for works	1,609.10
EFT17623	16/10/2025	JASON SIGNMAKERS	Merchandise	324.50
EFT17624	16/10/2025	WATER CORPORATION	Water Service Usage & Charge	382.35
EFT17625	16/10/2025	Wex Australia Pty Ltd	Fuel	3,435.99
EFT17626	16/10/2025	AUSTRALIA POST - SHIRE	Postage charges	436.29
EFT17627	16/10/2025	BOC LIMITED	Monthly container rental	39.77
EFT17628	16/10/2025	Bridgestone Service Centre Dalwallinu	Tyres & repairs	996.00
EFT17629	16/10/2025	AVON WASTE	Waste collections	21,421.97
EFT17630	16/10/2025	THE ROYAL LIFE SAVING SOCIETY OF AUSTRALIA	Uniforms	159.30
EFT17631	16/10/2025	OFFICEWORKS	Stationery	796.27
EFT17632	16/10/2025	SYNERGY	Electricity Usage	7,034.70
EFT17633	16/10/2025	Team Global Express Pty Ltd	Freight charges Aug	1,236.96
EFT17634	16/10/2025	SHERMAC AUSTRALIA PTY LTD	Bond return	190.00

Chq/EFT	Date	Name	Description	Amount
EFT17635	16/10/2025	HITACHI CONSTRUCTION MACHINERY (AUST) PTY LTD	Service	6,318.21
EFT17636	16/10/2025	DALWALLINU HAULAGE	Freight charges	116.05
EFT17637	16/10/2025	STEVEN CLIFFORD CARTER	Member attendance	1,290.00
EFT17638	16/10/2025	ORIGIN	Gas	686.40
EFT17639	16/10/2025	ROWDY'S ELECTRICAL	Air conditioner	3,721.05
EFT17640	16/10/2025	Main Roads Western Australia	Line Marking	4,349.61
EFT17641	16/10/2025	KARA JADE GLASS	Bond return	490.00
EFT17642	16/10/2025	ACCESS 1 SECURITY SYSTEMS	Alarm monitoring	283.92
EFT17643	16/10/2025	THE LEISURE INSTITUTE OF WA AQUATICS (INC).	Membership	150.00
EFT17644	16/10/2025	AMPAC DEBT RECOVERY	Debt recovery costs	66.00
EFT17645	16/10/2025	Geofabrics Australasia Pty Ltd	Road supplies	1,785.30
EFT17646	16/10/2025	AFGRI EQUIPMENT AUSTRALIA PTY LTD	Parts	156.60
EFT17647	16/10/2025	MCLEODS LAWYERS PTY LTD	Legal advise	1,349.04
EFT17648	16/10/2025	Marlana Isabel Visser	Bond return	280.00
EFT17649	16/10/2025	JEMMA LOUISE COUNSEL	Member attendance & travel	1,972.23
EFT17650	16/10/2025	IXOM OPERATIONS PTY LTD	Container service fee	81.84
EFT17651	16/10/2025	Delta Agribusiness WA Pty Ltd	Assorted goods	2,447.56
EFT17652	16/10/2025	LIBERTY PLUMBING & GAS	Deposit	6,300.00
EFT17653	16/10/2025	Raylene Cole	Refund	252.32
EFT17654	16/10/2025	WA CONTRACT RANGER SERVICES PTY LTD	Services Sep	4,455.00
EFT17655	16/10/2025	DALWALLINU FOODWORKS	Assorted supplies	251.15
EFT17656	16/10/2025	WEST COAST STABILISERS	Grading	52,552.50
EFT17657	16/10/2025	E FIRE & SAFETY	Testing	528.00
EFT17658	16/10/2025	DIANE SHIRLEY CREAM	Member attendance	1,290.00
EFT17659	16/10/2025	FRONTLINE FIRE AND RESCUE EQUIPMENT	Parts	97.90
EFT17660	16/10/2025	RICOH AUSTRALIA PTY LTD (RICOH FINANCE)	Lease	390.61
EFT17661	16/10/2025	DOMAIN DIGITAL	IT Charges	4,474.80
EFT17662	16/10/2025	Rosaleen Ann De Beer	Refund	100.00
EFT17663	16/10/2025	TELAIR PTY LTD	Service fee	603.00
EFT17664	16/10/2025	Kleen West Distributors	Cleaning products	903.65
EFT17665	16/10/2025	JP PROMOTIONS PTY LTD	Uniforms	255.76
EFT17666	16/10/2025	Three Sons Pty Ltd	Contribution	74,690.33
EFT17667	16/10/2025	BUNNINGS TRADE	Assorted building supplies	227.60
EFT17668	16/10/2025	Maximum Drainage	Drainage	41,350.10

Chq/EFT	Date	Name	Description	Amount
EFT17669	16/10/2025	WILLIAM BUCK AUDIT (WA) PTY LTD	Acquittal	2,475.00
EFT17670	16/10/2025	Midwest Turf Supplies	Renovations & supplies	61,603.49
EFT17671	16/10/2025	H C Construction Services Pty Ltd	Assorted building works	22,865.00
EFT17672	16/10/2025	BABA MARDA ROAD SERVICES	Traffic Management	7,742.35
EFT17673	16/10/2025	Omnicom Media Group Australia Pty Ltd	Advertising	626.59
EFT17674	16/10/2025	Champ Pty Ltd	Subscription	2,150.61
EFT17675	16/10/2025	Gazz's Maintenance Services	Maintenance & cleaning	5,290.00
EFT17676	16/10/2025	CHG-MERIDIAN Australia Pty Limited	Lease	2,585.25
EFT17677	16/10/2025	PAYWISE PTY LTD	Lease	1,539.89
EFT17678	16/10/2025	CERTEX LIFTING LTY LTD	Equipment	486.54
EFT17679	16/10/2025	OSMENT WILLIAM TEVELYN HARRIS	Bond return	100.00
EFT17680	16/10/2025	CO-OPERATIVE BULK HANDLING LTD	Bond return	210.00
EFT17681	16/10/2025	CB & NM Sutherland & Co	Stock	10,516.00
EFT17682	16/10/2025	Wubin Trading Co	Stock	383.00
EFT17683	16/10/2025	BOEKEMAN MACHINERY	2025 Toyota Prado & Service	86,659.84
EFT17684	16/10/2025	MELISSA MAE HARMS	Member attendance & travel	2,087.83
EFT17685	20/10/2025	SHANNON DAWSON	Member attendance	1,720.00
EFT17686	20/10/2025	LGIS WA	Insurance	171,167.29
EFT17687	20/10/2025	Pursuit Exploration Pty Ltd	Refund	964.73
EFT17688	20/10/2025	Dudawa Haulage Pty Ltd	Cartage	174,584.03
EFT17689	20/10/2025	PETER DAVID SYME	Rates refund	1,000.00
EFT17690	30/10/2025	WESTRAC EQUIPMENT PTY LTD	Service & repairs	9,718.29
EFT17691	30/10/2025	RBC - RURAL	Meterplan charge	1,123.92
EFT17692	30/10/2025	T-quip (Tocojopa Pty Ltd T/as)	Parts	147.73
EFT17693	30/10/2025	Bridgestone Service Centre Dalwallinu	Puncture repair	30.50
EFT17694	30/10/2025	TELSTRA	Assorted Phones usage and service/rental	2,018.04
EFT17695	30/10/2025	THE ROYAL LIFE SAVING SOCIETY OF AUSTRALIA	Certificates & uniforms	156.20
EFT17696	30/10/2025	KL CARTER & CO	Gravel Royalties	6,380.00
EFT17697	30/10/2025	SYNERGY	Electricity Usage	7,506.92
EFT17698	30/10/2025	Team Global Express Pty Ltd	Freight charges	66.19
EFT17699	30/10/2025	G & M COUNSEL	Gravel Royalties	19,415.00
EFT17700	30/10/2025	ROWDY'S ELECTRICAL	Electrical repairs	1,902.45
EFT17701	30/10/2025	DALLY SCRAPPERS GROUP	Bond return	280.00
EFT17702	30/10/2025	Nusteel Patios And Sheds	Refund	128.00

Chq/EFT	Date	Name	Description	Amount
EFT17703	30/10/2025	IXOM OPERATIONS PTY LTD	Service fee	84.57
EFT17704	30/10/2025	LIBERTY PLUMBING & GAS	Deposit & plumbing works	9,600.00
EFT17705	30/10/2025	CHITTERING PEST & WEED	Pest control	21,780.00
EFT17706	30/10/2025	TRACTUS AUSTRALIA	Tyres	2,387.60
EFT17707	30/10/2025	Three Sons Pty Ltd	Pre-placement medicals	402.00
EFT17708	30/10/2025	Maximum Drainage	Drainage	39,263.40
EFT17709	30/10/2025	The Spectacle Hut	Bond return	210.00
EFT17710	30/10/2025	BABA MARDIA ROAD SERVICES	Traffic Management	21,558.25
EFT17711	30/10/2025	Powerforce Midland	Equipment	499.00
EFT17712	30/10/2025	PAYWISE PTY LTD	Lease	1,539.89
EFT17713	30/10/2025	Bardfield Engineering	Equipment	4,620.00
EFT17714	30/10/2025	Bret-abbey O'brien	Bond return	560.00
EFT17715	30/10/2025	KALANNIE COUNTRY WOMENS ASSOCIATION	DDC weekend coverage	1,000.00
EFT17716	30/10/2025	ARROW BRONZE	Plaque	305.99
				1,131,086.01

DIRECT DEBITS FOR THE MONTH OF OCTOBER 2025

Chq/EFT	Date	Name	Description	Amount
DD18495.1	09/10/2025	Precision Administration Services Pty Ltd	Superannuation	13,218.11
DD18509.1	23/10/2025	Precision Administration Services Pty Ltd	Superannuation	13,577.94
				26,796.05

CREDIT CARD PAYMENTS FOR THE MONTH OF OCTOBER 2025

Chq/EFT	Date	User	Name	Description	Amount
DD18519.1	27/10/2025	Jean Knight	WA Newspapers Pty Ltd	Subscription	32.00
	22/10/2025	Jean Knight	Aussie Broadband	Internet Fee	79.00
	21/10/2025	Jean Knight	Shire of Dalwallinu	Licensing	38.80
	20/10/2025	Hanna Jolly	Starlink	Internet Fee	8.50
	06/10/2025	Jean Knight	Big W	Gift & equipment	78.95
	06/10/2025	Jean Knight	Prouds	Gift	109.50
	06/10/2025	Jean Knight	Chargefox	Management fee	69.96
	06/10/2025	Jean Knight	Strandbags	Gift	164.48
	03/10/2025	Hanna Jolly	Aldi	Refreshments	30.13
	01/10/2025	Jean Knight	Claire Barker-Hemmings	Training	200.00
	01/10/2025	Jean Knight	Appliance Testing Pty	Service	460.90
	30/09/2025	Hanna Jolly	Shire of Dalwallinu	Vehicle registrations	458.00
	29/09/2025	Jean Knight	Midalia Steel	Materials	1606.50
	29/09/2025	Jean Knight	WA Newspapers Pty Ltd	Subscription	32.00
	29/09/2025	Jean Knight	Ampol	Fuel	218.41
	26/09/2025	Jean Knight	Meat & Wine Co	Refreshments	1006.34
	26/09/2025	Jean Knight	Hilton Perth	Accomodation	826.20
	26/09/2025	Jean Knight	Hilton Perth	Accomodation	892.50
					6,312.17

CHARGE CARDS PAYMENTS FOR THE MONTH OF OCTOBER 2025

Chq/EFT	Card Name	Card Type	Date	User	Description	Amount
EFT17667	Bunnings Trade	Store Card	26/09/2025	Paul Jefferys	Equipment	109.75
			26/09/2025	Paul Jefferys	Equipment	71.83
			26/09/2025	Paul Jefferys	Equipment	46.02
EFT17625	Wex Australia Pty Ltd	Fuel Card	01/09/2025	Darren Streets	Fuel	89.10
			09/09/2025	Darren Streets	Fuel	85.50
			22/09/2025	Darren Streets	Fuel	74.00
			20/09/2025	Jean Knight	Fuel	170.78
			31/08/2025	Olufemi Onikola	Fuel	99.34
			01/09/2025	Olufemi Onikola	Fuel	70.21
			07/09/2025	Olufemi Onikola	Fuel	100.66
			09/09/2025	Olufemi Onikola	Fuel	48.03
			11/09/2025	Olufemi Onikola	Fuel	95.57
			21/09/2025	Olufemi Onikola	Fuel	75.31
			26/09/2025	Olufemi Onikola	Fuel	54.87
			28/09/2025	Olufemi Onikola	Fuel	63.28
			30/08/2025	Hanna Jolly	Fuel	56.68
			06/09/2025	Hanna Jolly	Fuel	84.13
			10/09/2025	Hanna Jolly	Fuel	105.15
			17/09/2025	Hanna Jolly	Fuel	99.97
			23/09/2025	Hanna Jolly	Fuel	84.39
			27/09/2025	Hanna Jolly	Fuel	97.76
			05/09/2025	Rodney Broad	Fuel	116.50
			05/09/2025	Rodney Broad	Fuel	186.40
			07/09/2025	Rodney Broad	Fuel	106.67
			09/09/2025	Rodney Broad	Fuel	98.69
			21/09/2025	Rodney Broad	Fuel	197.44
			03/09/2025	Douglas Burke	Fuel	72.60
			11/09/2025	Douglas Burke	Fuel	79.63
			21/09/2025	Douglas Burke	Fuel	39.41
			25/09/2025	Douglas Burke	Fuel	103.31
			03/09/2025	Damien Thorpe	Fuel	54.84
			16/09/2025	Damien Thorpe	Fuel	48.64
			25/09/2025	Damien Thorpe	Fuel	63.30
			01/09/2025	David Hughes	Fuel	104.03
			04/09/2025	David Hughes	Fuel	105.59
			08/09/2025	Greg Rodan	Fuel	83.96
			15/09/2025	Elisa Crook	Fuel	95.49
			16/09/2025	David Hughes	Fuel	104.82
			18/09/2025	David Hughes	Fuel	104.71
			24/09/2025	David Hughes	Fuel	115.23
						3,663.59

Shire of Dalwallinu Municipal Account

Payroll October 2025

09/10/2025	Payroll fortnight ending 09/10/2025	\$ 65,908.33
23/10/2025	Payroll fortnight ending 23/10/2025	\$ 68,028.46
	TOTAL	<u>\$ 133,936.79</u>

Bank Fees October 2025

15/10/2025	Bpay Transaction Fee (Muni)	\$ 133.65
02/10/2025	CBA Merchant Fee (Muni)	\$ 1,100.50
15/10/2025	CBA Transfer Fees	\$ 43.46
15/10/2025	CBA Account Service Fee	\$ 78.00
	TOTAL	<u>\$ 1,355.61</u>

Direct Debit Payments October 2025

	Superannuation Payments (Pay endings 09/10/2025 & 23/10/2025)	\$ 26,796.05
28/10/2025	Credit Card Payments	\$ 6,312.17
09/10/2025	Loan Payment 157 - Discovery Centre	\$ 35,749.43
1-31/10/2025	Payments to Department of Transport Licensing	\$ 135,524.90
	TOTAL	<u>\$ 204,382.55</u>



Commonwealth Bank

Commonwealth Bank of Australia
ABN 48 123 123 124 AFSL and
Australian credit licence 234945

Consolidated Statement

Corporate Charge Card

Page 1 of 1

053

SHIRE OF DALWALLINU

SHIRE OF DALWALLINU

Facility number XXXX XXXX XXXX XXXX

Statement period 26 Sep 2025 - 27 Oct 2025

Next statement end date 26 Nov 2025

ENQUIRIES 13 1576

24 hours a day, 7 days a week

Account summary

Facility credit limit	\$20,000.00
Total number of accounts	2
Accounts active this period	2

Your payment

Your AutoPay amount of \$6,312.17 will be deducted from your account XXXXXX-XXXXXXXXXX on 28 Oct 2025.

Transactions

Date	Transaction details	Total Amount (\$)
27 Oct	AUTO PAYMENT - THANK YOU	6,312.17-
	Interest on purchases	17.990% 0.00
	Interest on cash advances	17.990% 0.00

Account details

\$6,312.17

Cardholder Name	Account Number	Credit Limit (\$)	Balance (\$)
JOLLY, HANNA	XXXX XXXX XXXX XXXX	5,000.00	575.63
KNIGHT, JEAN	XXXX XXXX XXXX XXXX	15,000.00	5,736.54

----- End of statement -----

9.3.2 Monthly Financial Statements for October 2025*

Report Date	25 November 2025
Applicant	Shire of Dalwallinu
File Ref	FM/9 Financial Reporting
Previous Meeting Reference	Nil
Prepared by	Hanna Jolly, Manager Corporate Services
Supervised by	Jean Knight, Chief Executive Officer
Disclosure of interest	Nil
Voting Requirements	Simple Majority
Attachments	Monthly Statements of Financial Activity, Variance Report, Investments Held and Bank Reconciliations

Purpose of Report

Council is requested to receive and accept the Financial Reports for the month end 31 October 2025.

Background

There is a statutory requirement that Financial Reports be recorded in the Minutes of the meeting to which they are presented. The Financial Reports, as circulated, give an overview of the current financial position of the Shire and the status of capital income and expenditure.

Consultation

Nil

Legislative Implications

State

Local Government Act 1995

Local Government (Financial Management) Regulations 1996 s34(1), s19(1)(2) and s34(2)

Policy Implications

Nil

Financial Implications

Nil

General Function Implications

Nil

Strategic Implications

Nil

Site Inspection

Site inspection undertaken: Not applicable

Sustainability & Climate Change Implications

Economic implications

There are no known significant economic implications associated with this proposal.

Social implications

There are no known significant social implications associated with this proposal.



Environmental implications

There are no known significant environmental implications associated with this proposal.

Officer Comment

Financial Reports as at last day of business of the previous month are appended, for the period ending 31 October 2025. It is to be noted that the opening balances in these financial statements are not finalised as further adjustments for 2024-2025 may be required for yearend accruals.

Attached for council's consideration are:

1. Statement of Financial Activity
2. Variance Reports
3. Investments Held
4. Bank Reconciliations

As per Council resolution, all items that have a variance of more than \$10,000 have been noted on the variance reports.

Officer Recommendation

That the Council accept the Financial Reports as submitted for the month ending 31 October 2025.

Officer Recommendation/Council Resolution

MOTION

Moved Cr
Seconded Cr

0/0



SHIRE OF DALWALLINU

MONTHLY FINANCIAL REPORT

(Containing the required statement of financial activity and statement of financial position)

For the period ended 31 October 2025

LOCAL GOVERNMENT ACT 1995

LOCAL GOVERNMENT (FINANCIAL MANAGEMENT) REGULATIONS 1996

TABLE OF CONTENTS

Statements required by regulation

Statement of Financial Activity	2
Statement of Financial Position	3
Note 1 Basis of Preparation	4
Note 2 Statement of Financial Activity Information	5
Note 3 Explanation of Material Variances	6

SHIRE OF DALWALLINU
STATEMENT OF FINANCIAL ACTIVITY
FOR THE PERIOD ENDED 31 OCTOBER 2025

	Supplementary Information	Amended Budget Estimates (a) \$	YTD Budget Estimates (b) \$	YTD Actual (c) \$	Variance* \$ (c) - (b)	Variance* % ((c) - (b))/(b)	Var.
OPERATING ACTIVITIES							
Revenue from operating activities							
General rates	10	3,835,036	3,835,036	3,833,161	(1,875)	(0.05%)	
Rates excluding general rates		50,983	50,983	50,982	(1)	(0.00%)	
Grants, subsidies and contributions	14	2,736,522	1,042,106	1,107,820	65,714	6.31%	▲
Fees and charges		1,435,188	931,886	952,320	20,434	2.19%	▲
Interest revenue		346,131	49,927	118,009	68,082	136.36%	▲
Other revenue		100	32	0	(32)	(100.00%)	▼
Profit on asset disposals	6	162,727	0	0	0	0.00%	
		8,566,687	5,909,970	6,062,292	152,322	2.58%	
Expenditure from operating activities							
Employee costs		(2,935,949)	(984,552)	(846,801)	137,751	13.99%	▼
Materials and contracts		(3,391,739)	(1,216,703)	(1,034,806)	181,897	14.95%	▼
Utility charges		(491,334)	(163,431)	(123,368)	40,063	24.51%	▼
Depreciation		(6,108,419)	(2,037,315)	(5,612)	2,031,703	99.72%	▼
Finance costs		(93,862)	(46,598)	(18,876)	27,722	59.49%	▼
Insurance		(222,023)	(220,898)	(215,855)	5,043	2.28%	
Other expenditure		(145,660)	(44,069)	(39,873)	4,196	9.52%	
Loss on asset disposals	6	(17,800)	0	0	0	0.00%	
		(13,406,786)	(4,713,566)	(2,285,191)	2,428,375	51.52%	
Non-cash amounts excluded from operating activities	Note 2(b)	5,956,046	2,029,869	5,612	(2,024,257)	(99.72%)	▼
Amount attributable to operating activities		1,115,947	3,226,273	3,782,713	556,440	17.25%	
INVESTING ACTIVITIES							
Inflows from investing activities							
Proceeds from capital grants, subsidies and contributions	15	6,133,942	2,458,740	876,462	(1,582,278)	(64.35%)	▼
Proceeds from disposal of assets	6	409,727	409,727	0	(409,727)	(100.00%)	▼
		6,543,669	2,868,467	876,462	(1,992,005)	(69.44%)	
Outflows from investing activities							
Payments for property, plant and equipment	5	(1,791,536)	(586,269)	(382,632)	203,637	34.73%	▼
Payments for construction of infrastructure	5	(8,643,278)	(2,532,654)	(1,596,590)	936,064	36.96%	▼
Amount attributable to investing activities		(3,891,145)	(250,456)	(1,102,760)	(852,304)	(340.30%)	
FINANCING ACTIVITIES							
Inflows from financing activities							
Transfer from reserves	4	731,039	144,173	144,173	0	0.00%	
		731,039	144,173	144,173	0	0.00%	
Outflows from financing activities							
Repayment of borrowings	11	(214,362)	(147,296)	(147,296)	0	0.00%	
Payments for principal portion of lease liabilities	12	(12,619)	(5,612)	(5,612)	0	0.00%	
Transfer to reserves	4	(1,448,910)	(1,014,302)	(1,014,302)	(0)	(0.00%)	
		(1,675,891)	(1,167,210)	(1,167,210)	(0)	(0.00%)	
Amount attributable to financing activities		(944,852)	(1,023,037)	(1,023,037)	(0)	(0.00%)	
MOVEMENT IN SURPLUS OR DEFICIT							
Surplus or deficit at the start of the financial year		3,720,050	3,720,050	3,541,147	(178,903)	(4.81%)	▼
Amount attributable to operating activities		1,115,947	3,226,273	3,782,713	556,440	17.25%	▲
Amount attributable to investing activities		(3,891,145)	(250,456)	(1,102,760)	(852,304)	(340.30%)	▲
Amount attributable to financing activities		(944,852)	(1,023,037)	(1,023,037)	(0)	(0.00%)	
Surplus or deficit after imposition of general rates		0	5,672,830	5,198,063	(474,768)	(8.37%)	▼

KEY INFORMATION

▲ ▼ Indicates a variance between Year to Date (YTD) Budget and YTD Actual data as per the adopted materiality threshold.

* Refer to Note 3 for an explanation of the reasons for the variance.

This statement is to be read in conjunction with the accompanying Financial Statements and Notes.

SHIRE OF DALWALLINU
STATEMENT OF FINANCIAL POSITION
FOR THE PERIOD ENDED 31 OCTOBER 2025

	Supplementary Information	30 June 2025	31 October 2025
		\$	\$
CURRENT ASSETS			
Cash and cash equivalents	3	10,061,350	13,544,248
Trade and other receivables		442,047	594,260
Inventories	8	9,260	18,856
TOTAL CURRENT ASSETS		10,512,657	14,157,364
NON-CURRENT ASSETS			
Trade and other receivables		4,175	4,175
Investment in associate	16	139,334	139,334
Property, plant and equipment		39,693,638	40,065,310
Infrastructure		272,428,263	274,035,813
Right-of-use assets		27,219	21,608
TOTAL NON-CURRENT ASSETS		312,292,629	314,266,240
TOTAL ASSETS		322,805,286	328,423,604
CURRENT LIABILITIES			
Trade and other payables	9	565,646	576,514
Other liabilities	13	29,293	1,141,857
Lease liabilities	12	12,618	7,015
Borrowings	11	214,362	67,066
Employee related provisions	13	433,815	428,036
TOTAL CURRENT LIABILITIES		1,255,734	2,220,488
NON-CURRENT LIABILITIES			
Lease liabilities	12	15,991	15,991
Borrowings	11	2,472,584	2,472,584
Employee related provisions		41,301	41,301
Other provisions		268,458	268,458
TOTAL NON-CURRENT LIABILITIES		2,798,334	2,798,334
TOTAL LIABILITIES		4,054,068	5,018,822
NET ASSETS		318,751,218	323,404,782
EQUITY			
Retained surplus		62,827,184	66,610,619
Reserve accounts	4	6,189,582	7,059,711
Revaluation surplus		249,734,452	249,734,452
TOTAL EQUITY		318,751,218	323,404,782

This statement is to be read in conjunction with the accompanying notes.

NOTES TO THE STATEMENT OF FINANCIAL ACTIVITY
FOR THE PERIOD ENDED 31 OCTOBER 2025

1 BASIS OF PREPARATION AND SIGNIFICANT ACCOUNTING POLICIES

BASIS OF PREPARATION

This prescribed financial report has been prepared in accordance with the *Local Government Act 1995* and accompanying regulations.

Local Government Act 1995 requirements

Section 6.4(2) of the *Local Government Act 1995* read with the *Local Government (Financial Management) Regulations 1996*, prescribe that the financial report be prepared in accordance with the *Local Government Act 1995* and, to the extent that they are not inconsistent with the Act, the Australian Accounting Standards. The Australian Accounting Standards (as they apply to local governments and not-for-profit entities) and Interpretations of the Australian Accounting Standards Board were applied where no inconsistencies exist.

The *Local Government (Financial Management) Regulations 1996* specify that vested land is a right-of-use asset to be measured at cost, and is considered a zero cost concessionary lease. All right-of-use assets under zero cost concessionary leases are measured at zero cost rather than at fair value, except for vested improvements on concessionary land leases such as roads, buildings or other infrastructure which continue to be reported at fair value, as opposed to the vested land which is measured at zero cost. The measurement of vested improvements at fair value is a departure from AASB 16 which would have required the Shire to measure any vested improvements at zero cost.

Local Government (Financial Management) Regulations 1996, regulation 34 prescribes contents of the financial report. Supporting information does not form part of the financial report.

Accounting policies which have been adopted in the preparation of this financial report have been consistently applied unless stated otherwise. Except for cash flow and rate setting information, the financial report has been prepared on the accrual basis and is based on historical costs, modified, where applicable, by the measurement at fair value of selected non-current assets, financial assets and liabilities.

THE LOCAL GOVERNMENT REPORTING ENTITY

All funds through which the Shire controls resources to carry on its functions have been included in the financial statements forming part of this financial report.

All monies held in the Trust Fund are excluded from the financial statements.

Judgements and estimates

The preparation of a financial report in conformity with Australian Accounting Standards requires management to make judgements, estimates and assumptions that effect the application of policies and reported amounts of assets and liabilities, income and expenses.

The estimates and associated assumptions are based on historical experience and various other factors believed to be reasonable under the circumstances; the results of which form the basis of making the judgements about carrying values of assets and liabilities that are not readily apparent from other sources. Actual results may differ from these estimates.

The balances, transactions and disclosures impacted by accounting estimates are as follows:

- estimated fair value of certain financial assets
- impairment of financial assets
- estimation of fair values of land and buildings, infrastructure and investment property
- estimation uncertainties made in relation to lease accounting
- estimated useful life of intangible assets

SIGNIFICANT ACCOUNTING POLICES

Significant accounting policies utilised in the preparation of these statements are as described within the 2023-24 Annual Budget. Please refer to the adopted budget document for details of these policies.

PREPARATION TIMING AND REVIEW

Date prepared: All known transactions up to 11 November 2025

SHIRE OF DALWALLINU
NOTES TO THE STATEMENT OF FINANCIAL ACTIVITY
FOR THE PERIOD ENDED 31 OCTOBER 2025

2 STATEMENT OF FINANCIAL ACTIVITY INFORMATION

		Amended Budget Opening 30 June 2025	Last Year Closing 30 June 2025	Year to Date 31 October 2025
(a) Net current assets used in the Statement of Financial Activity				
Current assets		\$	\$	\$
Cash and cash equivalents	3	11,708,133	10,061,350	13,544,248
Trade and other receivables		269,668	442,047	594,260
Inventories	8	18,901	9,260	18,856
		11,996,702	10,512,657	14,157,364
Less: current liabilities				
Trade and other payables	9	(482,763)	(565,646)	(576,514)
Other liabilities	13	(11,159)	(29,293)	(1,141,857)
Lease liabilities	12	(12,061)	(12,618)	(7,015)
Borrowings	11	(317,147)	(214,362)	(67,066)
Employee related provisions	13	(391,047)	(433,815)	(428,036)
Other provisions	13	(702,925)	0	0
		(1,917,102)	(1,255,734)	(2,220,488)
Net current assets		10,079,600	9,256,923	11,936,876
Less: Total adjustments to net current assets	Note 2(c)	(5,620,297)	(5,715,776)	(6,738,813)
Closing funding surplus / (deficit)		4,459,303	3,541,147	5,198,063

(b) Non-cash amounts excluded from operating activities

The following non-cash revenue and expenditure has been excluded from operating activities within the Statement of Financial Activity in accordance with *Financial Management Regulation 32*.

		Amended Budget	YTD Budget (a)	YTD Actual (b)
Non-cash amounts excluded from operating activities				
		\$	\$	\$
Adjustments to operating activities				
Less: Profit on asset disposals	6	(162,727)	0	0
Add: Loss on asset disposals	6	17,800	0	0
Add: Depreciation		6,108,419	2,037,315	5,612
Movement in current employee provisions associated with restricted cash		(7,446)	(7,446)	0
Total non-cash amounts excluded from operating activities		5,956,046	2,029,869	5,612

(c) Current assets and liabilities excluded from budgeted deficiency

The following current assets and liabilities have been excluded from the net current assets used in the Statement of Financial Activity in accordance with *Financial Management Regulation 32* to agree to the surplus/(deficit) after imposition of general rates.

		Amended Budget Opening 30 June 2025	Last Year Closing 30 June 2025	Year to Date 31 October 2025
Adjustments to net current assets				
		\$	\$	\$
Less: Reserve accounts	4	(6,189,582)	(6,189,582)	(7,059,711)
Add: Current liabilities not expected to be cleared at the end of the year:				
- Current portion of borrowings	11	317,147	214,362	67,066
- Current portion of lease liabilities	12	12,061	12,618	7,015
- Current portion of other provisions held in reserve		240,077	246,826	246,817
Total adjustments to net current assets	Note 2(a)	(5,620,297)	(5,715,776)	(6,738,813)

CURRENT AND NON-CURRENT CLASSIFICATION

In the determination of whether an asset or liability is current or non-current, consideration is given to the time when each asset or liability is expected to be settled. Unless otherwise stated assets or liabilities are classified as current if expected to be settled within the next 12 months, being the Council's operational cycle.

SHIRE OF DALWALLINU
NOTES TO THE STATEMENT OF FINANCIAL ACTIVITY
FOR THE PERIOD ENDED 31 OCTOBER 2025

3 EXPLANATION OF MATERIAL VARIANCES

The material variance thresholds are adopted annually by Council as an indicator of whether the actual expenditure or revenue varies from the year to date actual materially.

The material variance adopted by Council for the 2025-26 year is \$10,000 or 10.00% whichever is the greater.

Description	Var. \$	Var. %	
	\$	%	
Revenue from operating activities			
Grants, subsidies and contributions	65,714	6.31%	▲
Financial Assistance Grant payments higher than budgeted		Permanent	
Fees and charges	20,434	2.19%	▲
Various small timing variances		Timing	
Interest revenue	68,082	136.36%	▲
Timing variance		Timing	
Other revenue	(32)	(100.00%)	▼
Timing variance		Timing	
Expenditure from operating activities			
Employee costs	137,751	13.99%	▼
Salaries & Wages less than budgeted - Timing		Timing	
Materials and contracts	181,897	14.95%	▼
Various small timing variances		Timing	
Utility charges	40,063	24.51%	▼
Various small timing variances		Timing	
Depreciation	2,031,703	99.72%	▼
Depreciation not processed for July to October 2025		Timing	
Finance costs	27,722	59.49%	▼
Timing variance		Timing	
Non-cash amounts excluded from operating activities	(2,024,257)	(99.72%)	▼
Depreciation not processed for July to October 2025		Timing	
Inflows from investing activities			
Proceeds from capital grants, subsidies and contributions	(1,582,278)	(64.35%)	▼
Timing variance		Timing	
Proceeds from disposal of assets	(409,727)	(100.00%)	▼
Timing variance		Timing	
Outflows from investing activities			
Payments for property, plant and equipment	203,637	34.73%	▼
Timing variance		Timing	
Payments for construction of infrastructure	936,064	36.96%	▼
Timing variance		Timing	
Surplus or deficit at the start of the financial year	(178,903)	(4.81%)	▼
Financials statement yet to be audited		Permanent	
Surplus or deficit after imposition of general rates	(474,768)	(8.37%)	▼
Due to variances described above			

SHIRE OF DALWALLINU
SUPPLEMENTARY INFORMATION

TABLE OF CONTENTS

1	Key Information	8
2	Key Information - Graphical	9
3	Cash and Financial Assets	10
4	Reserve Accounts	11
5	Capital Acquisitions	12
6	Disposal of Assets	14
7	Receivables	15
8	Other Current Assets	16
9	Payables	17
10	Rate Revenue	18
11	Borrowings	19
12	Lease Liabilities	20
13	Other Current Liabilities	21
14	Grants and contributions	22
15	Capital grants and contributions	23
16	Investment in Associates	24

SHIRE OF DALWALLINU
SUPPLEMENTARY INFORMATION
FOR THE PERIOD ENDED 31 OCTOBER 2025

1 KEY INFORMATION

Funding Surplus or Deficit Components

Funding surplus / (deficit)				
	Amended Budget	YTD Budget (a)	YTD Actual (b)	Var. \$ (b)-(a)
Opening	\$3.72 M	\$3.72 M	\$3.54 M	(\$0.18 M)
Closing	\$0.00 M	\$5.67 M	\$5.20 M	(\$0.47 M)

Refer to Statement of Financial Activity

Cash and cash equivalents		
	\$13.54 M	% of total
Unrestricted Cash	\$6.48 M	47.9%
Restricted Cash	\$7.06 M	52.1%

Refer to 3 - Cash and Financial Assets

Payables	
	\$0.58 M % Outstanding
Trade Payables	\$0.51 M
0 to 30 Days	99.9%
Over 30 Days	0.1%
Over 90 Days	0.0%

Refer to 9 - Payables

Receivables		
	\$0.17 M	% Collected
Rates Receivable	\$0.43 M	91.0%
Trade Receivable	\$0.17 M	% Outstanding
Over 30 Days		3.7%
Over 90 Days		2.6%

Refer to 7 - Receivables

Key Operating Activities

Amount attributable to operating activities			
Amended Budget	YTD Budget (a)	YTD Actual (b)	Var. \$ (b)-(a)
\$1.12 M	\$3.23 M	\$3.78 M	\$0.56 M

Refer to Statement of Financial Activity

Rates Revenue		
	YTD Actual	% Variance
	\$3.83 M	
	YTD Budget	\$3.84 M (0.0%)

Refer to 10 - Rate Revenue

Grants and Contributions		
	YTD Actual	% Variance
	\$1.11 M	
	YTD Budget	\$1.04 M 6.3%

Refer to 14 - Grants and Contributions

Fees and Charges		
	YTD Actual	% Variance
	\$0.95 M	
	YTD Budget	\$0.93 M 2.2%

Refer to Statement of Financial Activity

Key Investing Activities

Amount attributable to investing activities			
Amended Budget	YTD Budget (a)	YTD Actual (b)	Var. \$ (b)-(a)
(\$3.89 M)	(\$0.25 M)	(\$1.10 M)	(\$0.85 M)

Refer to Statement of Financial Activity

Proceeds on sale		
	YTD Actual	%
	\$0.00 M	
	Amended Budget	\$0.41 M (100.0%)

Refer to 6 - Disposal of Assets

Asset Acquisition		
	YTD Actual	% Spent
	\$1.60 M	
	Amended Budget	\$8.64 M (81.5%)

Refer to 5 - Capital Acquisitions

Capital Grants		
	YTD Actual	% Received
	\$0.88 M	
	Amended Budget	\$6.13 M (85.7%)

Refer to 5 - Capital Acquisitions

Key Financing Activities

Amount attributable to financing activities			
Amended Budget	YTD Budget (a)	YTD Actual (b)	Var. \$ (b)-(a)
(\$0.94 M)	(\$1.02 M)	(\$1.02 M)	(\$0.00 M)

Refer to Statement of Financial Activity

Borrowings	
Principal repayments	(\$0.15 M)
Interest expense	(\$0.02 M)
Principal due	\$2.54 M

Refer to 11 - Borrowings

Reserves	
Reserves balance	\$7.06 M
Interest earned	\$0.04 M

Refer to 4 - Cash Reserves

Lease Liability	
Principal repayments	(\$0.01 M)
Interest expense	(\$0.00 M)
Principal due	\$0.02 M

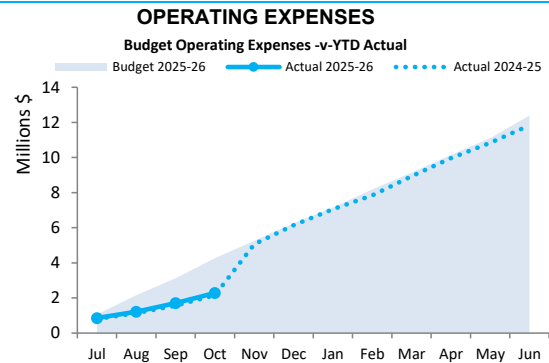
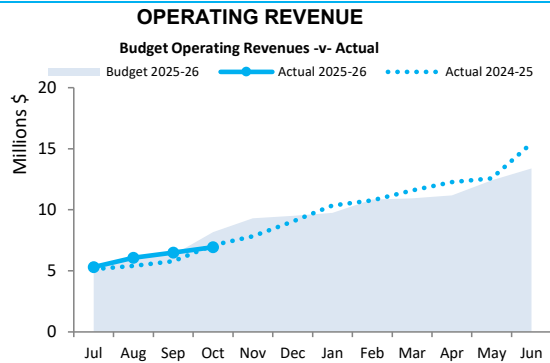
Refer to Note 12 - Lease Liabilities

This information is to be read in conjunction with the accompanying Financial Statements and notes.

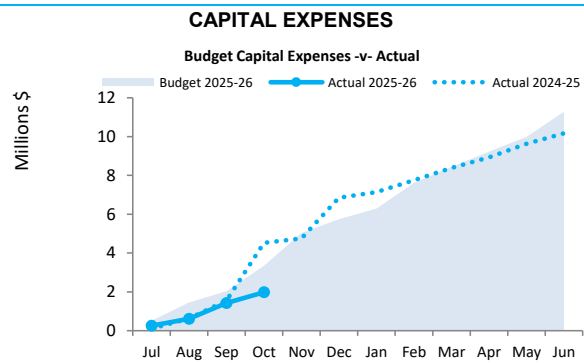
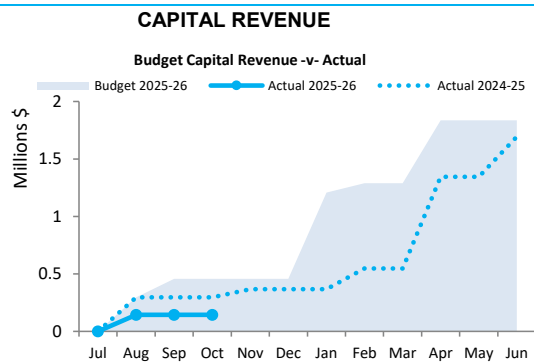
SHIRE OF DALWALLINU
SUPPLEMENTARY INFORMATION
FOR THE PERIOD ENDED 31 OCTOBER 2025

2 KEY INFORMATION - GRAPHICAL

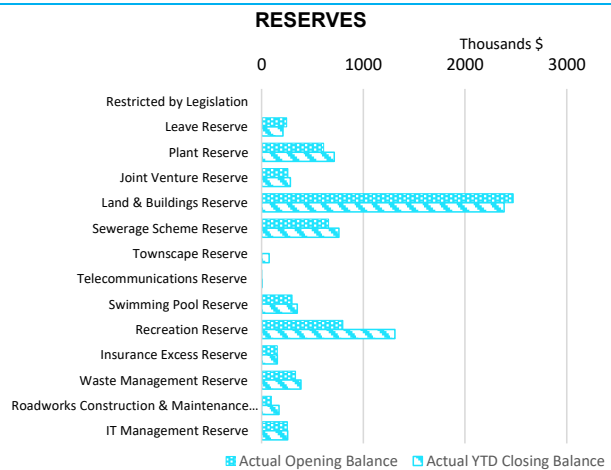
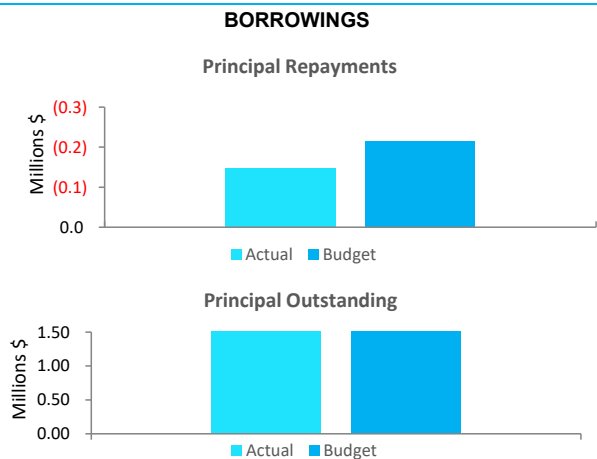
OPERATING ACTIVITIES



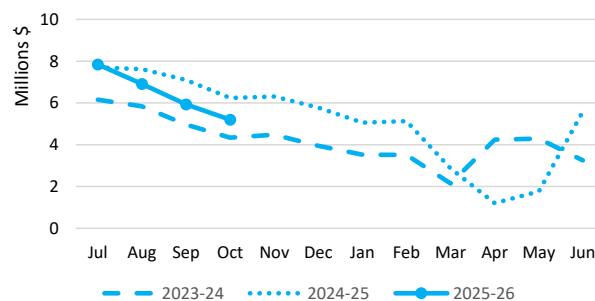
INVESTING ACTIVITIES



FINANCING ACTIVITIES



Closing funding surplus / (deficit)



This information is to be read in conjunction with the accompanying Financial Statements and Notes.

3 CASH AND FINANCIAL ASSETS

Description	Classification	Unrestricted \$	Restricted \$	Total Cash \$	Trust \$	Institution	Interest Rate	Maturity Date
Business Online Saver	Cash and cash equivalents	649,481		649,481		Bank	3.05%	At call
Municipal Account	Cash and cash equivalents	108,161		108,161		Bank	3.00%	At call
Term Deposit - Reserves	Cash and cash equivalents	0	7,059,711	7,059,711		Bank	4.17%	3/11/2025
Term Deposit - Municipal Exce	Cash and cash equivalents	5,726,645		5,726,645		Bank	3.80%	5/11/2025
Floats Held	Cash and cash equivalents	250		250		Shire float	0.00%	At call
Total		6,484,537	7,059,711	13,544,248	0			
Comprising								
Cash and cash equivalents		6,484,537	7,059,711	13,544,248	0			
		6,484,537	7,059,711	13,544,248	0			

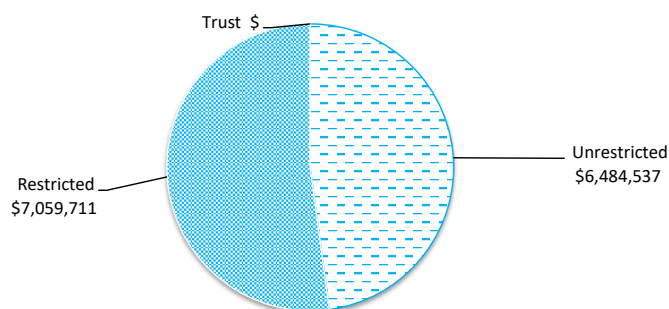
KEY INFORMATION

Cash and cash equivalents include cash on hand, cash at bank, deposits available on demand with banks and other short term highly liquid investments with original maturities of three months or less that are readily convertible to known amounts of cash and which are subject to an insignificant risk of changes in value. Bank overdrafts are reported as short term borrowings in current liabilities in the statement of net current assets.

The local government classifies financial assets at amortised cost if both of the following criteria are met:

- the asset is held within a business model whose objective is to collect the contractual cashflows, and
- the contractual terms give rise to cash flows that are solely payments of principal and interest.

Financial assets at amortised cost held with registered financial institutions are listed in this note other financial assets at amortised cost are provided in Note 4 - Other a



SHIRE OF DALWALLINU
SUPPLEMENTARY INFORMATION
FOR THE PERIOD ENDED 31 OCTOBER 2025

4 RESERVE ACCOUNTS

Reserve name	Budget Opening Balance	Budget Interest Earned	Budget Transfers In (+)	Budget Transfers Out (-)	Budget Closing Balance	Actual Opening Balance	Actual Interest Earned	Actual Transfers In (+)	Actual Transfers Out (-)	Actual YTD Closing Balance
	\$	\$	\$	\$	\$	\$	\$	\$	\$	\$
Restricted by Legislation										
Leave Reserve	246,824	8,146	0	(39,117)	215,853	246,824	1,680	0	(39,117)	209,387
Plant Reserve	611,406	20,176	100,000	0	731,582	611,406	4,161	100,000	0	715,567
Joint Venture Reserve	259,716	8,571	21,320	0	289,607	259,716	1,767	21,320	0	282,803
Land & Buildings Reserve	2,473,535	81,627	270,000	(268,414)	2,556,748	2,473,535	16,834	0	(105,056)	2,385,313
Sewerage Scheme Reserve	657,620	21,701	97,433	0	776,754	657,620	4,475	97,433	0	759,528
Townscape Reserve	0	2,475	75,000	0	77,475	0	0	75,000	0	75,000
Telecommunications Reserve	553	18	0	0	571	553	4	0	0	557
Swimming Pool Reserve	299,119	9,871	50,000	(294,933)	64,057	299,119	2,036	50,000	0	351,155
Recreation Reserve	800,376	26,412	505,357	0	1,332,145	800,376	5,447	505,357	0	1,311,180
Insurance Excess Reserve	154,326	5,093	0	0	159,419	154,326	1,050	0	0	155,376
Waste Management Reserve	334,648	11,043	50,000	0	395,691	334,648	2,277	50,000	0	386,925
Roadworks Construction & Main	97,665	3,223	73,069	0	173,957	97,665	665	73,069	0	171,399
IT Management Reserve	253,794	8,375	0	(128,575)	133,594	253,794	1,727	0	0	255,521
	6,189,582	206,731	1,242,179	(731,039)	6,907,453	6,189,582	42,123	972,179	(144,173)	7,059,711

5 CAPITAL ACQUISITIONS

	Amended Budget	YTD Budget	YTD Actual	YTD Actual Variance
	\$	\$	\$	\$
Capital acquisitions				
Land - freehold land	86,858	0	23,552	23,552
Buildings - non-specialised	1,085,916	462,359	254,067	(208,292)
Furniture and equipment	55,426	28,410	0	(28,410)
Plant and equipment	563,336	95,500	105,013	9,513
Acquisition of property, plant and equipment	1,791,536	586,269	382,632	(203,637)
Infrastructure - roads	6,913,048	2,233,616	1,529,196	(704,420)
Infrastructure - Other	1,662,785	299,038	67,394	(231,644)
Infrastructure - Footpaths	67,445	0	0	0
Acquisition of infrastructure	8,643,278	2,532,654	1,596,590	(1,343,337)
Total capital acquisitions	10,434,814	3,118,923	1,979,222	(1,546,974)
Capital Acquisitions Funded By:				
Capital grants and contributions	6,133,942	2,458,740	876,462	(1,582,278)
Other (disposals & C/Fwd)	409,727	409,727	0	(409,727)
Reserve accounts				
Leave Reserve	0	6,895	39,117	32,222
Land & Buildings Reserve	268,414	81,356	105,056	23,700
Townscape Reserve	0	76,849	0	(76,849)
Swimming Pool Reserve	294,933	0	0	0
Roadworks Construction & Maintenance Reserve	0	131,878	0	(131,878)
IT Management Reserve	128,575		0	0
Contribution - operations	3,199,223	555,304	958,587	403,283
Capital funding total	10,434,814	3,720,749	1,979,222	(1,741,527)

SIGNIFICANT ACCOUNTING POLICIES

Each class of fixed assets within either plant and equipment or infrastructure, is carried at cost or fair value as indicated less, where applicable, any accumulated depreciation and impairment losses.

Assets for which the fair value as at the date of acquisition is under \$5,000 are not recognised as an asset in accordance with *Financial Management Regulation 17A (5)*. These assets are expensed immediately.

Where multiple individual low value assets are purchased together as part of a larger asset or collectively forming a larger asset exceeding the threshold, the individual assets are recognised as one asset and capitalised.

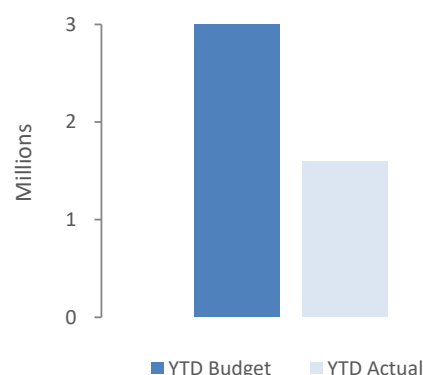
Initial recognition and measurement for assets held at cost

Plant and equipment including furniture and equipment is recognised at cost on acquisition in accordance with *Financial Management Regulation 17A*. Where acquired at no cost the asset is initially recognise at fair value. Assets held at cost are depreciated and assessed for impairment annually.

Initial recognition and measurement between mandatory revaluation dates for assets held at fair value

In relation to this initial measurement, cost is determined as the fair value of the assets given as consideration plus costs incidental to the acquisition. For assets acquired at zero cost or otherwise significantly less than fair value, cost is determined as fair value at the date of acquisition. The cost of non-current assets constructed by the Shire includes the cost of all materials used in construction, direct labour on the project and an appropriate proportion of variable and fixed overheads.

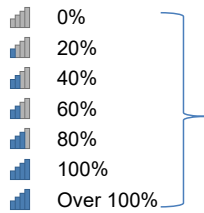
Payments for Capital Acquisitions



5 CAPITAL ACQUISITIONS - DETAILED

Capital expenditure total

Level of completion indicators



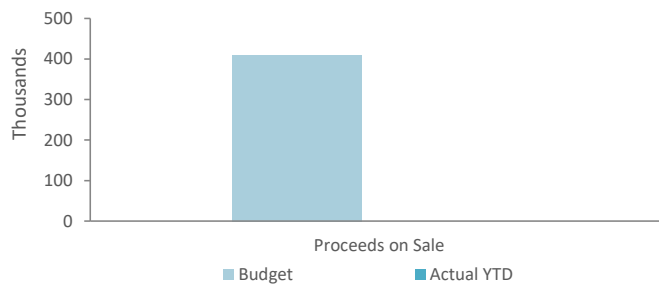
Percentage Year to Date Actual to Annual Budget expenditure where the expenditure over budget highlighted in red.

Level of completion indicator, please see table at the end of this note for further detail.

			Amended		Variance (Under)/Over
Account Description			Budget	YTD Budget	
			\$	\$	\$
LAND					
E111837	PUB HALL - Capital Expenditure - Land		56,858	0	23,552
E135876	OTH ECON - Capital Expenditure - Purchase of Land		30,000	0	0
BUILDINGS					
E053847	OTH LOPS - Capital Expenditure - Buildings Disaster Resilience DF		28,248	28,248	3,430
K89	Dalwallinu Medical Centre - Capital Upgrade		17,255	0	17,255
K117	1 Wattle Close, Dalwallinu - FO rates - Capital Upgrade		27,500	27,500	0
K116	36 Annetts Rd, Dalwallinu - CSO - Capital Upgrade		25,300	25,300	0
K123	6B Cousins Rd, Dalwallinu - WM - Capital Upgrade		10,945	10,945	0
K151	68A Annetts Road, Dalwallinu (3x2) - Capital Upgrade		146,495	146,494	80,733
K152	68B Annetts Road (2x1) - Capital Upgrade		215,095	215,094	74,753
K12	Wilfred Thomas Lodge - Capital Upgrade		36,300	0	15,300
K153	Aged Housing Myers St - Capital Upgrade		450,000	0	0
K103	11 A Anderson Way, Dalwallinu - Accountant - Capital Upgrade		8,778	8,778	8,778
K8	Dalwallinu Town Hall - Capital Upgrade		120,000	0	40,797
K14	Pioneer House Building Upgrade		0	0	13,023
ROADS					
E121700	ROAD CON - Regional Road Group		734,750	178,376	323,399
E121720	ROAD CON - Roads To Recovery		1,232,813	406,792	371,977
E121735	ROAD CON - WSN		4,042,805	1,347,584	605,817
E121730	ROAD CON - Shire Road Program		396,156	132,032	5,900
E121736	ROAD CON - Commodity Route		506,524	168,832	222,104
OTHER INFRASTRUCTURE					
O36	Sewerage Line Upgrade - Main Line		369,925	184,963	0
O95	Aquatic Centre Other Infrastructure Upgrade		530,095	0	0
O11	Dalwallinu Oval Capital Upgrades		492,356	0	0
O30	Dalwalinu Playground (Arts Centre) - Capital Upgrade		72,250	72,250	11,638
O18	Wubin Playground		40,000	0	0
O39	Pithara Park - Capital Upgrade		68,103	0	4,432
O29	Kalannie Sports Pavilion Other Infrastructure - Capital Upgrade		19,169	0	0
O10	Recreation Precinct Car Park Shelter		38,500	38,500	24,237
O40	Dalwallinu Recreation Precinct Fence - Capital Upgrade		32,387	3,325	27,087
FOOTPATH CONSTRUCTION					
F0184	Wasley Street - capital upgrade footpath		67,445	0	0
PLANT & EQUIPMENT					
E073835	OTH HEALTH - Capital Expenditure - Plant & Equipment		17,500	17,500	15,262
DL147	Purchase of Tipper Truck		110,000	0	0
DL9346	Purchase of Prime Mover		270,000	0	0
CP010	Purchase of Skid Steer Trailer		10,000	0	11,695
CP001	Purchase Sundry Plant		15,000	0	0
E145801	ADMIN - CEO's Vehicle DL 2		78,000	78,000	78,056
E145802	ADMIN - MCS Vehicle - DL 131		62,836	0	0
FURNITURE & FIXTURES					
E073846	OTH HEALTH - Capital Expenditure Furniture & Equipment		27,016	0	0
E145805	ADMIN - Capital Expenditure - Furniture & Equipment		28,410	28,410	0
			10,434,814	3,118,923	1,979,222
					1,139,701

6 DISPOSAL OF ASSETS

Asset Ref.	Asset description	Amended Budget				YTD Actual			
		Net Book	Proceeds	Profit	(Loss)	Net Book	Proceeds	Profit	(Loss)
		Value				Value			
		\$	\$	\$	\$	\$	\$	\$	\$
	Land & Buildings								
	Sale of McNeill St lots	75,000	120,000	45,000	0	0	0	0	0
	Sale of Roberts Rd lots	65,000	150,000	85,000	0	0	0	0	0
	Plant and equipment								
	Sale of Med Centre Generator	4,000	4,000	0	0	0	0	0	0
	Sale of DL9346	67,800	50,000	0	(17,800)	0	0	0	0
	Sale of DL487	7,500	12,000	4,500	0	0	0	0	0
	Sale of Skid Steer Trailer	500	2,000	1,500	0	0	0	0	0
	Sale of DL2	35,000	59,000	24,000	0	0	0	0	0
	Sale of DL186	10,000	12,727	2,727	0	0	0	0	0
		264,800	409,727	162,727	(17,800)	0	0	0	0

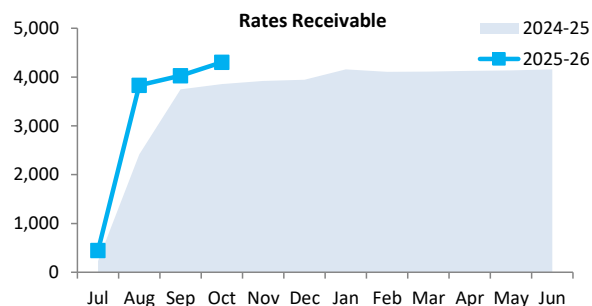


7 RECEIVABLES

4,336,786

Rates receivable

	30 Jun 2025	31 Oct 2025
	\$	\$
Opening arrears previous years	46,638	39,389
Levied this year	4,336,786	4,690,071
Less - collections to date	(4,344,035)	(4,303,078)
Gross rates collectable	39,389	426,382
Net rates collectable	39,389	426,382
% Collected	99.1%	91.0%



Receivables - general	Credit	Current	30 Days	60 Days	90+ Days	Total
	\$	\$	\$	\$	\$	\$
Receivables - general	(992)	119,032	1,039	379	3,243	122,701
Percentage	(0.8%)	97.0%	0.8%	0.3%	2.6%	
Balance per trial balance						
Trade receivables	(992)	119,032	1,039	379	3,243	122,701
GST receivable						45,177
Total receivables general outstanding						167,878

Amounts shown above include GST (where applicable)

KEY INFORMATION

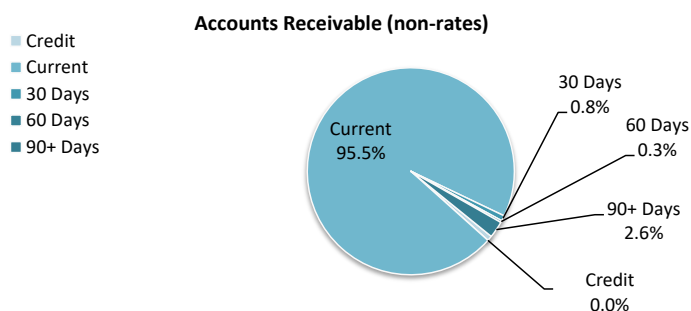
Trade and other receivables include amounts due from ratepayers for unpaid rates and service charges and other amounts due from third parties for goods and services performed in the ordinary course of business.

Trade receivables are recognised at original invoice amount less any allowances for uncollectable amounts (i.e. impairment). The carrying amount of net trade receivables is equivalent to fair value as it is due for settlement within 30 days.

Classification and subsequent measurement

Receivables which are generally due for settlement within 30 days except rates receivables which are expected to be collected within 12 months are classified as current assets. All other receivables such as, deferred pensioner rates receivable after the end of the reporting period are classified as non-current assets.

Trade and other receivables are held with the objective to collect the contractual cashflows and therefore the Shire measures them subsequently at amortised cost using the effective interest rate method.



8 OTHER CURRENT ASSETS

	Opening Balance 1 July 2025	Asset Increase	Asset Reduction	Closing Balance 31 October 2025
	\$	\$	\$	\$
Other current assets				
Inventory				
Inventories Fuel & Materials	9,260	93,024	(83,428)	18,856
Total other current assets	9,260	93,024	(83,428)	18,856
Amounts shown above include GST (where applicable)				

KEY INFORMATION

Inventory

Inventories are measured at the lower of cost and net realisable value.

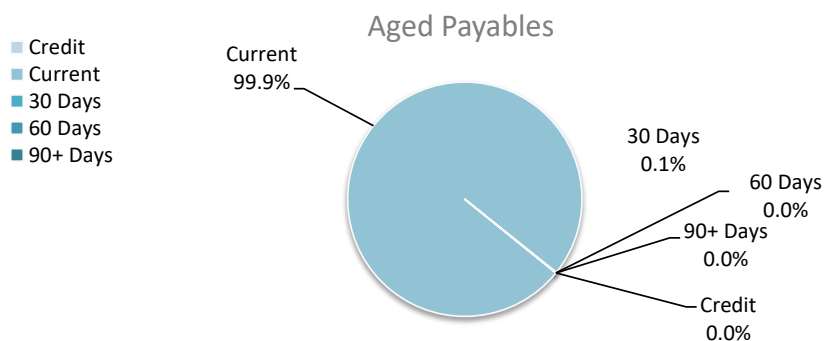
Net realisable value is the estimated selling price in the ordinary course of business less the estimated costs of completion and the estimated costs necessary to make the sale.

9 PAYABLES

Payables - general	Credit	Current	30 Days	60 Days	90+ Days	Total
	\$	\$	\$	\$	\$	\$
Payables - general	0	434,062	441	0	0	434,503
Percentage	0.0%	99.9%	0.1%	0.0%	0.0%	
Balance per trial balance						
Sundry creditors	0	507,374	441	0	0	507,815
Accrued salaries and wages						(3,073)
Accrued interest on loans						60,462
Bonds & Deposits Held						11,310
Total payables general outstanding						576,514
Amounts shown above include GST (where applicable)						

KEY INFORMATION

Trade and other payables represent liabilities for goods and services provided to the Shire prior to the end of the period that are unpaid and arise when the Shire becomes obliged to make future payments in respect of the purchase of these goods and services. The amounts are unsecured, are recognised as a current liability and are normally paid within 30 days of recognition. The carrying amounts of trade and other payables are considered to be the same as their fair values, due to their short-term nature.



10 RATE REVENUE

General rate revenue

RATE TYPE	Rate in	Number of	Rateable	Rate	Budget	Total	Rate	YTD Actual	Total
	\$ (cents)	Properties	Value	Revenue	Interim	Revenue	Revenue	Interim	Revenue
				\$	\$	\$	\$	\$	\$
Gross rental value									
Gross Rental Value	0.083440	402	6,391,982	533,347	0	533,347	533,347	0	533,347
Unimproved value									
Unimproved Value	0.008710	358	381,939,500	3,326,693	100	3,326,793	3,326,693	1,040	3,327,733
Sub-Total		760	388,331,482	3,860,040	100	3,860,140	3,860,040	1,040	3,861,080
Minimum payment									
Gross rental value									
GRV - Dalwallinu	666	36	149,590	23,976	0	23,976	23,976	0	23,976
GRV - Kalannie	666	33	182,697	21,978	0	21,978	21,978	0	21,978
GRV - Other Towns	666	75	292,999	49,950	0	49,950	49,950	0	49,950
Unimproved value									
UV - Rural	776	38	1,305,689	29,488	0	29,488	29,488	0	29,488
UV - Mining	776	29	322,206	22,504	0	22,504	22,504	0	22,504
Sub-total		211	2,253,181	147,896	0	147,896	147,896	0	147,896
Discount						(173,000)			(175,815)
Amount from general rates						3,835,036			3,833,161
Ex-gratia rates						50,983			50,982
Total general rates						3,886,019			3,884,143

11 BORROWINGS

Repayments - borrowings

Information on borrowings		New Loans			Principal Repayments		Principal Outstanding		Interest Repayments	
Particulars	Loan No.	1 July 2025	Actual	Budget	Actual	Budget	Actual	Budget	Actual	Budget
		\$	\$	\$	\$	\$	\$	\$	\$	\$
Dalwallinu Discovery Centre	157	271,804	0	0	(32,637)	(65,648)	239,167	206,156	(1,701)	(5,851)
Dalwallinu Recreation Centre	159	2,334,035	0	0	(33,552)	(67,607)	2,300,483	2,266,428	(16,554)	(86,518)
Bell St Subdivision	160	81,107	0	0	(81,107)	(81,107)	-0	0	(104)	(449)
Total		2,686,946	0	0	(147,296)	(214,362)	2,539,650	2,472,584	(18,359)	(92,818)
Current borrowings		214,362					67,066			
Non-current borrowings		2,472,584					2,472,584			
		2,686,946					2,539,650			

All debenture repayments were financed by general purpose revenue.

KEY INFORMATION

Borrowing costs are recognised as an expense when incurred except where they are directly attributable to the acquisition, construction or production of a qualifying asset. Where this is the case, they are capitalised as part of the cost of the particular asset until such time as the asset is substantially ready for its intended use or sale.

Fair values of borrowings are not materially different to their carrying amounts, since the interest payable on those borrowings is either close to current market rates or the borrowings are of a short term nature. Non-current borrowings fair values are based on discounted cash flows using a current borrowing rate.

12 LEASE LIABILITIES

Movement in carrying amounts

Information on leases		Lease No.	1 July 2025	New Leases		Principal Repayments		Principal Outstanding		Interest Repayments	
Particulars				Actual	Budget	Actual	Budget	Actual	Budget	Actual	Budget
			\$	\$	\$	\$	\$	\$	\$	\$	\$
Gymnasium Equipment	E6N0162493		17,964	0	0	(4,337)	(8,785)	13,627	9,179	(359)	(617)
Administration Photocopiers	Ricoh		10,646	0	0	(1,275)	(3,834)	9,371	6,812	(158)	(427)
Total			28,610	0	0	(5,612)	(12,619)	22,998	15,991	(517)	(1,044)
Current lease liabilities			12,618					7,015			
Non-current lease liabilities			15,991					15,991			
			28,609					23,006			

All lease repayments were financed by general purpose revenue.

KEY INFORMATION

At inception of a contract, the Shire assesses if the contract contains or is a lease. A contract is or contains a lease, if the contract conveys the right to control the use of an identified asset for a period of time in exchange for consideration. At the commencement date, a right of use asset is recognised at cost and lease liability at the present value of the lease payments that are not paid at that date. The lease payments are discounted using that date. The lease payments are discounted using the interest rate implicit in the lease, if that rate can be readily determined. If that rate cannot be readily determined, the Shire uses its incremental borrowing rate.

All contracts classified as short-term leases (i.e. a lease with a remaining term of 12 months or less) and leases of low value assets are recognised as an operating expense on a straight-line basis over the term of the lease.

13 OTHER CURRENT LIABILITIES

	Note	Opening Balance 1 July 2025	Liability transferred from/(to) non current	Liability Increase	Liability Reduction	Closing Balance 31 October 2025
		\$	\$	\$	\$	\$
Other current liabilities						
Other liabilities						
Contract liabilities		29,293	0	1,989,027	(876,463)	1,141,857
Total other liabilities		29,293	0	1,989,027	(876,463)	1,141,857
Employee Related Provisions						
Provision for annual leave		224,951	0	0	0	224,951
Provision for long service leave		208,864	0	0	(5,779)	203,085
Total Provisions		433,815	0	0	(5,779)	428,036
Total other current liabilities		463,108	0	1,989,027	(882,242)	1,569,893

Amounts shown above include GST (where applicable)

A breakdown of contract liabilities and associated movements is provided on the following pages at Note 14

KEY INFORMATION

Provisions

Provisions are recognised when the Shire has a present legal or constructive obligation, as a result of past events, for which it is probable that an outflow of economic benefits will result and that outflow can be reliably measured. Provisions are measured using the best estimate of the amounts required to settle the obligation at the end of the reporting period.

Employee Related Provisions

Short-term employee benefits

Provision is made for the Shire's obligations for short-term employee benefits. Short-term employee benefits are benefits (other than termination benefits) that are expected to be settled wholly before 12 months after the end of the annual reporting period in which the employees render the related service, including wages, salaries and sick leave. Short-term employee benefits are measured at the (undiscounted) amounts expected to be paid when the obligation is settled.

The Shire's obligations for short-term employee benefits such as wages, salaries and sick leave are recognised as a part of current trade and other payables in the calculation of net current assets.

Other long-term employee benefits

The Shire's obligations for employees' annual leave and long service leave entitlements are recognised as employee related provisions in the statement of financial position.

Long-term employee benefits are measured at the present value of the expected future payments to be made to employees. Expected future payments incorporate anticipated future wage and salary levels, durations of service and employee departures and are discounted at rates determined by reference to market yields at the end of the reporting period on government bonds that have maturity dates that approximate the terms of the obligations. Any remeasurements for changes in assumptions of obligations for other long-term employee benefits are recognised in profit or loss in the periods in which the changes occur. The Shire's obligations for long-term employee benefits are presented as non-current provisions in its statement of financial position, except where the Shire does not have an unconditional right to defer settlement for at least 12 months after the end of the reporting period, in which case the obligations are presented as current provisions.

Contract liabilities

An entity's obligation to transfer goods or services to a customer for which the entity has received consideration (or the amount is due) from the customer.

Capital grant/contribution liabilities

Grants to acquire or construct recognisable non-financial assets to identified specifications be constructed to be controlled by the Shire are recognised as a liability until such time as the Shire satisfies its obligations under the agreement.

14 GRANTS, SUBSIDIES AND CONTRIBUTIONS

Provider	Unspent grant, subsidies and contributions liability					Grants, subsidies and contributions revenue		
	Liability	Increase in Liability	Decrease in Liability	Liability	Current Liability	Amended Budget	YTD Budget	YTD Revenue
	1 July 2025		(As revenue)	31 Oct 2025	31 Oct 2025	Revenue		Actual
	\$	\$	\$	\$	\$	\$	\$	\$
Grants and subsidies								
General Purpose Grant - WA Government	0	0	0	0	0	1,137,914	284,478	317,838
Untied Roads Grant - WA Government	0	0	0	0	0	674,552	168,638	195,455
DFES Operating Grant	0	0	0	0	0	61,979	15,494	21,685
Direct Grant - Main Roads	0	0	0	0	0	429,914	429,914	437,158
	0	0	0	0	0	2,304,359	898,524	972,136
Contributions								
Collection of Legal Costs	0	0	0	0	0	25,000	8,331	2,145
Miscellaneous Reimbursements - GOV	0	0	0	0	0	1,300	332	55
Miscellaneous Reimbursements - HEALTH	0	0	0	0	0	8,219	2,737	3,197
Miscellaneous Reimbursements - PRE SCHOOL	0	0	0	0	0	17,265	5,753	6,868
Miscellaneous Reimbursements - OTH WELFARE	0	0	0	0	0	200	50	0
Miscellaneous Reimbursements - STAFF HOUSING	0	0	0	0	0	12,130	4,044	8,948
Miscellaneous Reimbursements - OTH HOUSING	0	0	0	0	0	16,157	5,382	5,650
Miscellaneous Reimbursements - SEW	0	0	0	0	0	1,000	0	0
Miscellaneous Reimbursements - OTH COM	0	0	0	0	0	1,976	656	2,365
Containers Deposit Scheme Income	0	0	0	0	0	1,000	332	493
Collection Metal Rubbish	0	0	0	0	0	250	125	0
Miscellaneous Reimbursements - REC & CUL	0	0	0	0	0	159,536	53,168	17,701
Miscellaneous Reimbursements - ROAD MAIN	0	0	0	0	0	500	164	254
Street Light Contribution - Main Roads	0	0	0	0	0	5,500	1,832	0
Miscellaneous Reimbursements - ECON SERV	0	0	0	0	0	76,104	25,361	24,612
Miscellaneous Reimbursements - OTH PRO & SERV	0	0	0	0	0	39,047	12,995	31,136
Fuel Rebates - ATO	0	0	0	0	0	45,000	14,997	20,882
Parental Leave Reimbursements - ADMIN	0	0	0	0	0	21,979	7,323	11,377
	0	0	0	0	0	432,163	143,582	135,684
TOTALS	0	0	0	0	0	2,736,522	1,042,106	1,107,820

15 CAPITAL GRANTS, SUBSIDIES AND CONTRIBUTIONS

Provider	Capital grant/contribution liabilities					Capital grants, subsidies and contributions revenue		
	Liability 1 July 2025	Increase in Liability	Decrease in Liability (As revenue)	Liability 31 Oct 2025	Current Liability 31 Oct 2025	Amended Budget Revenue	YTD Budget	YTD Revenue Actual
	\$	\$	\$	\$	\$	\$	\$	\$
Capital grants and subsidies								
DFES LG Resilience Fund Grant	0	0	0	0	0	29,293	29,293	3,430
CSRFF Grant - SWIM	0	0	0	0	0	147,467	0	0
Club Night Light Program Grant - OTH REC	0	0	0	0	0	200,000	0	0
Main Roads - Regional Road Group ROAD CON	0	0	0	0	0	489,834	244,916	159,554
Dept. Infr. - Roads to Recovery ROAD CON	0	0	0	0	0	1,156,926	1,156,926	0
Main Roads - Wheatbelt Secondary Freight Program ROAD CON	0	0	0	0	0	3,773,188	943,297	565,409
Main Roads - Commodity Route ROAD CON	0	0	0	0	0	337,235	84,308	148,069
	0	0	0	0	0	6,133,943	2,458,740	876,462

16 INVESTMENT IN ASSOCIATES

(a) Investment in associate

Aggregate carrying amount of interests in Local Government House accounted for using the equity method are reflected in the table below.

Carrying amount at 1 July
Carrying amount at 30 June

Amended Budget Revenue		YTD Budget		YTD Revenue Actual
\$		\$		\$
0		0		139,334
0		0		139,334

SIGNIFICANT ACCOUNTING POLICIES

Investments in associates

An associate is an entity over which the Shire has the power to participate in the financial and operating policy decisions of the investee but not control or joint control of those policies.

Investments in associates are accounted for using the equity method. The equity method of accounting, is whereby the investment is initially recognised at cost and adjusted thereafter for the post-acquisition change in the Shire's share of net assets of the associate. In addition, the Shire's share of the profit or loss of the associate is included in the Shire's profit or loss.


Shire of Dalwallinu

Bank Reconciliation


as at 31 October 2025 ✓

Balance as per General Ledger as at 1 October 2025 ✓				
A910000 - Municipal Fund	62,840.69 ✓			
A910001 - Telenet Saver	1,154,534.37 ✓	1,217,375.06		1,217,375.06
Add Cash Receipts				
Daily Receipts		502,336.67 ✓		
BPAY Receipts		203,262.31		
Interest Received		5,428.46		
Transfer from Muni Excess Funds Term Deposit		300,000.00		
				1,011,027.44
				2,228,402.50
Less Cash Payments				
EFT Payments - Payroll ✓		133,936.79 ✓		
EFT Payments (EFT17603-EFT17716) ✓		1,131,086.01 ✓		
Direct Debit - Credit Cards (DD18519.1)		6,312.17		
Direct Debit - Superannuation Payments		26,796.05		
Bank Fees		1,355.61		
Loan Payments Loan 157 - Discovery Centre		35,749.43 ✓		
Direct Debit - Payment to DoT		135,524.90		
				1,470,760.96
Balance as per General Ledger as at 31 October 2025 ✓				
A910000 - Municipal Fund	108,160.65			
A910001 - Telenet Saver	649,480.89			
		757,641.54	0.00	757,641.54
Add				
Less				
Banking 31/10/25, received on 3/11/25 ✓				1,439.45 ✓
				756,202.09
Balance as per Bank Statements as at 31 October 2025 ✓				
CBA Muni Cheque Account - xxxx379		106,721.20 ✓		
CBA Business Online Saver - xxxx395		649,480.89 ✓	0.00	756,202.09

Prepared by

 5/11/25

Reviewed by

 10/11/2025


Shire of Dalwallinu

Trust Bank Reconciliation

as at 31 October 2025

Balance as per General Ledger as at 1 October 2025 / 2T9900000 - Trust Fund	0.00	0.00		0.00
Add Cash Receipts				0.00
Less Cash Payments				0.00
		0.00		0.00
Balance as per General Ledger as at 31 October 2025 / 2T9900000 - Trust Fund	0.00	0.00	0.00	0.00
Add				
Less				
Balance as per Bank Statements as at 31 October 2025 / 2T9900000 - Trust Fund		0.00	0.00	0.00

Prepared by

 3/11/2025

Reviewed by

 10/11/2025

9.4 CHIEF EXECUTIVE OFFICER

9.4.1 Setting of 2026 Ordinary Council Meeting Dates

Report Date	25 November 2025
Applicant	Shire of Dalwallinu
File Ref	CR/7 – Community Relations - Meetings
Previous Meeting Reference	Nil
Prepared by	Jean Knight, Chief Executive Officer
Supervised by	Jean Knight, Chief Executive Officer
Disclosure of interest	Nil
Voting Requirements	Simple Majority
Attachments	Nil

Purpose of Report

Council is requested to endorse the proposed dates for Ordinary Council Meetings in 2026.

Background

The *Local Government (Administration) Regulations 1996*, requires that a local government is to give local public notice at least once each year of the proposed dates on which meetings are to be held and the times and venues at which they are to be held.

Consultation

Nil

Legislative Implications

State

Local Government (Administration) Regulations 1996

Policy Implications

Nil

Financial Implications

Nil

General Function Implications

Nil

Strategic Implications

Nil

Site Inspection

Site inspection undertaken: Nil

Sustainability & Climate Change Implications

Economic implications

There are no known significant economic implications associated with this proposal.



Social implications

There are no known significant social implications associated with this proposal.

Environmental implications

There are no known significant environment implications associated with this proposal.

Officer Comment

In determining meeting dates for 2026, consideration needs to be given to school and public holidays and their impact on agenda distribution, meeting clashes, Councillors and the general public's ability to attend the scheduled meetings.

The following timetable shows the relationship between school and public holidays and the usual meeting cycle (i.e fourth Tuesday of each month, February – December).

Usual meeting cycle	Schedule holidays (i.e school and public holidays)	Suggested meeting date
24 February 2026	School returns 2 February 2026	24 February 2026
24 March 2026	<u>Public Holidays</u> Monday 2 March 2026 – Labour Day	24 March 2026
28 April 2026	<u>School Holidays</u> 3 April 2026 – 19 April 2026 <u>Public Holidays</u> 3 April 2026 – Good Friday 6 April 2026 – Easter Monday 27 April 2026 – Anzac Day	28 April 2026
26 May 2026		26 May 2026
23 June 2026	<u>Public Holidays</u> Monday 1 June 2026 – WA Day	23 June 2026
28 July 2026	<u>School Holidays</u> 4 July 2026 – 19 July 2026	28 July 2026
25 August 2026		25 August 2026
22 September 2026	<u>School Holidays</u> 26 September 2026 – 11 October 2026 <u>Public Holiday</u> 28 September 2026 – King's Birthday	22 September 2026
27 October 2026	<u>School Holidays</u> 26 September 2026 – 11 October 2026	27 October 2026
24 November 2026		24 November 2026
22 December 2026	<u>School Holidays</u> 17 December 2026	15 December 2026

There is one deviation from the normal fourth Tuesday of each month being:

- 22 December 2026 – to ensure the minutes are produced before the Christmas closure period, it is recommended to move the meeting to 15 December 2026.



Officer Recommendation

That Council:

1. Endorse the following meetings dates for Ordinary Council Meetings of Council of the Shire of Dalwallinu for the 2026 calendar year to be held in the Council Chambers at the Shire of Dalwallinu Administration Centre commencing at 5:00pm except for the April meeting which is to be held at the Kalannie Sport & Recreation Centre:
 - a) 24 February 2026
 - b) 24 March 2026
 - c) 28 April 2026
 - d) 26 May 2026
 - e) 23 June 2026
 - f) 28 July 2026
 - g) 25 August 2026
 - h) 22 September 2026
 - i) 27 October 2026
 - j) 24 November 2026
 - k) 15 December 2026
2. Approves the advertising of the 2026 meeting dates in accordance with the *Local Government (Administration) Regulations 1996*.

Officer Recommendation/Council Resolution

MOTION

Moved Cr
Seconded Cr

0/0



9.4.2 Award of Tender RFT2526-01 Design & Construct Aged Accommodation*

Report Date	25 November 2025
Applicant	Shire of Dalwallinu
File Ref	FM/28 – Financial Management - Tendering
Previous Meeting Reference	Nil
Prepared by	Jean Knight, Chief Executive Officer
Supervised by	Jean Knight, Chief Executive Officer
Disclosure of interest	Nil
Voting Requirements	Simple Majority
Attachments	Tender matrix

Purpose of Report

Council is requested to consider the tenders received for RFT2526-01 Design & Construct Aged Accommodation.

Background

At the Ordinary Council Meeting held 26 August 2025, Council resolved the following:

'MOTION 10457

Moved Cr DS Cream
Seconded Cr MM Harms

That Council:

1. *Authorises the Chief Executive Officer to call tenders for the Design and Construction of Aged Accommodation on Lot 567 (27) McNeill St, Dalwallinu (Aged Precinct);*
2. *Sets the qualitative criteria as follows:*

<i>Price</i>	<i>65%</i>
<i>Relevant Experience in similar projects</i>	<i>20%</i>
<i>Ability to meet delivery timeframe</i>	<i>10%</i>
<i>Tenderer's WHS Policies & Procedures</i>	<i>5%</i>

CARRIED 6/0'

As per the *Local Government Act 1995* and *Local Government (Functions & General) Regulations 1998* and *Local Government (Administration) Regulations 1996*, advertising was carried out in the following manner:

- The West (Saturday 30 August 2025)
- Shire of Dalwallinu Website
- Shire of Dalwallinu Facebook Page
- Shire of Dalwallinu Administration & Library Noticeboards
- Totally Locally & Kalannie Kapers

Tender documentation was issued to twenty seven (27) interested parties.

Consultation

Nil



Legislative Implications

State

Local Government Act 1995 Section 3.57- Provision of goods and services.

Local Government (Functions and General) Regulations 1996

Policy Implications

Local

Council Policy 3.3 Regional Price Preference

Council Policy 3.5 Purchasing

Financial Implications

An allocation of \$450,000 ex GST for the construction of Aged Housing has been included in the 2025-2026 budget.

The tenders received are in excess of this allocation.

General Function Implications

Nil

Strategic Implications

Nil

Site Inspection

Nil

Sustainability & Climate Change Implications

Economic implications

There are no known significant economic implications associated with this proposal.

Social implications

There are no known significant social implications associated with this proposal.

Environmental implications

There are no known significant environmental implications associated with this proposal.

Officer Comment

Tenders closed 2:00pm, Friday 17 October 2025 and were opened at 2:06pm, Friday 17 October 2025.

Four (4) tenders were received from:

- TR Homes
- Modular WA
- Trigon Projects
- HC Construction -Tendered two prices (duplex and 2 single units)



The tenders were assessed by the Chief Executive Officer, Manager Works & Services and Manager Planning & Development Services, with the following qualitative criteria:

- Price 65%
- Relevant Experience in Similar Projects 20%
- Timeliness of Delivery 10%
- WHS Policies & Procedures 5%

The tender matrix is attached to this report.

The Evaluation Panel's highest ranked tender was submitted by Modular WA with a score of 91.33. Modular WA are every experienced contractors and the floor and site plans meet the Shire's requirements for Stage 1 of the redevelopment of the Aged Accommodation land.

Estimated project breakdown if this tender is accepted will be as follows:

Description	Amount
Construction of Two 1x1 Units	\$475,796
Contingency @ 5%	\$23,790
SoD Estimated Costs (Hard & Soft Landscaping)	\$48,000
TOTAL:	\$547,586
Transfer from L&B Reserve (as per 25-26 budget)	\$100,000
Shire Municipal Funds (as per 25-26 budget)	\$350,000
Additional Transfer from L&B Reserve/Muni Funds in 26-27	\$97,586
TOTAL:	\$547,586

The 2025-2026 budget has an allocation of \$450,000 for the construction of two Aged Accommodation Units.

The estimated completion date from Modular WA is July 2026. To cover the shortfall, Council could approve an additional transfer from the Land & Buildings Reserve in 2025-2026 or make an allocation in the 2026-2027 budget to cover the shortfall.

It is the Officer's recommendation that Council award RFT2526-01 to Modular WA and account for the shortfall in the 2026-2027 budget.

Officer Recommendation

That Council:

1. Award RFT2526-01 to Modular WA for the Design & Construction of Aged Accommodation at a cost of \$475,796 (inc GST):
2. Authorise the Chief Executive Officer to issue a purchase order as per Point 1 above;
3. Make an allocation in the 2026-2027 budget of \$97,586 to cover the shortfall of the construction and landscaping expenses.



Officer Recommendation/Council Resolution

MOTION

Moved Cr
Seconded Cr

A0/0



	QUALITATIVE CRITERIA									
Business Name	Price		Relevant Experience		Timeliness of Delivery		WHS Policies			Rank
	65%		20%		10%		5%		100%	
	Score 0- 5	Weighted Score	Score 0- 5	Weighted Score	Score 0- 5	Weighted Score	Score 0- 5	Weighted Score	TOTAL	
HC Construction Duplex	5.00	65.00	1.50	6.00	3.50	7.00	3.33	3.33	81.33	2
HC Construction	4.92	64.01	1.50	6.00	3.50	7.00	3.33	3.33	80.34	3
Modular WA	5.00	65.00	4.00	16.00	3.50	7.00	3.33	3.33	91.33	1
TR Homes	3.22	41.86	3.50	14.00	2.50	5.00	3.33	3.33	64.20	4
Trigon Projects	1.58	20.53	3.00	12.00	3.33	6.67	3.00	3.00	42.20	5

9.4.3 Unbudgeted Expenditure – Bathroom Upgrades - Wilfred Thomas Lodge*

Report Date	25 November 2025
Applicant	Shire of Dalwallinu
File Ref	A46101
Previous Meeting Reference	Nil
Prepared by	Jean Knight, Chief Executive Officer
Supervised by	Jean Knight, Chief Executive Officer
Disclosure of interest	Nil
Voting Requirements	Absolute Majority
Attachments	1. Quote for Unit 1 2. Quote for Unit 2

Purpose of Report

Council is requested to authorise unbudgeted expenditure for repairs to the bathroom of Unit 2 Wilfred Thomas Lodge and additional expenses for the bathroom of Unit 1.

Background

An allocation was made in the 2025-2026 budget to upgrade the bathroom in Unit 1 Wilfred Thomas Lodge. Upgrades to the bathroom at Unit 2 were planned for the next financial year in the 10 year building maintenance plan.

On commencement of the work, it was found that behind the wall there had been considerable leaking that has caused significant damage to the bathroom of Unit 1.

Consultation

Nil

Legislative Implications

Nil

Policy Implications

Nil

Financial Implications

There is an allocation of \$36,300 in the 2025-2026 budget for the bathroom upgrade of Unit 1 Wilfred Thomas Lodge.

There has been no allocation in the 2025-2026 budget for a bathroom upgrade at Unit 2 Wilfred Thomas Lodge.

Should Council support the request, there are available funds in the Land & Buildings Reserve to fund these expenses.

General Function Implications

Nil



Strategic Implications

Nil

Site Inspection

Yes

Sustainability & Climate Change Implications

Economic implications

There are no known significant economic implications associated with this proposal.

Social implications


There are no known significant social implications associated with this proposal.

Environmental implications

There are no known significant environmental implications associated with this proposal.

Officer Comment

As can be seen from the photos below, the damage to both of the bathrooms at Wilfred Thomas Lodge is extensive and is required to be repaired as soon as possible.



Bathroom Upgrades for both Units include:

- Removal of existing bathroom flooring, wall tiles and fixtures
- Re-Gyprock, patch and paint and re-tile floors and walls
- Paint ceiling, walls and architraves
- Supply and install shower splashback or tiles
- Supply and install a two door/three drawer vanity and basin
- Supply and install 2 door mirror wall cabinet
- Supply and install tapware for basin, shower and towel rails
- Electrical works – replace lights in bathroom and exhaust fan and any power points that need moving
- Remove water damaged fibrocement & gyprock sheeting in toilet and shower cubicle, re-sheet with new *(additional to original quote due to findings once work commenced)*

The contractor was going to undertake repairs to Unit 2 in late January 2026, however once he commenced work on Unit 1, the damage was too extensive to leave for another couple of months, therefore work has commenced on both bathrooms. As both units have tenants we have made arrangements for the tenant from Unit 1 to utilise the ablution facilities at Pioneer House and we have arranged for the tenant from Unit 2, to relocate until the repairs are completed. It is requested that Council authorise that the tenant of Unit 2 will not be required to pay rent during this time of relocation.

Officer Recommendation

That Council:

- 1 Authorise the unbudgeted expenditure of \$40,000.00 (inc GST) for the bathroom upgrade at Unit 2 Wilfred Thomas Lodge;
- 2 Authorise the additional unbudgeted expenditure of \$4,400.00 (inc GST) for the bathroom upgrade at Unit 1 Wilfred Thomas Lodge;
- 3 Authorise the Chief Executive Officer to waive the rent for the tenant of Unit 2 Wilfred Thomas Lodge until the repairs are completed;
- 4 Authorise a transfer of \$44,400.00 from the Land & Buildings Reserve to cover the expenses in Point 1 and 2 above.

Officer Recommendation/Council Resolution

MOTION

Moved Cr

Seconded Cr

A0/0



QUOTE

Shire of Dalwallinu, Sheree Sundstrom

Date
28 Oct 2025

Quote Number
QU-0519

ABN
31 158 368 766

LIBERTY PLUMBING & GAS
PTY LTD
PHONE: 0455 186 780
EMAIL:
mcliberty1@gmail.com
PL: 8200
GF: 031968

Description	Quantity	Unit Price	GST	Amount AUD
Bathroom renovation additional works @ Wilfed Thomas Lodge unit 1				
Water damaged WC & Shower cubicle ;	1.00	4,000.00	10%	4,000.00
- Remove fibro cement sheets				
- Remove gyprock sheets				
- Prepare & treat rust steel stud framing				
- Glue & Install fibro cement & gyprock sheeting				
-Base coating				
- Materials & Labour				
Subtotal				4,000.00
TOTAL GST 10%				400.00
TOTAL AUD				4,400.00

QUOTE

Shire of Dalwallinu

Date
4 Nov 2025

Quote Number
QU-0521

Reference
INV-2272

ABN
31 158 368 766

LIBERTY PLUMBING & GAS
PTY LTD
PHONE: 0455 186 780
EMAIL:
mcliberty1@gmail.com
PL: 8200
GF: 031968

Description	Quantity	Unit Price	GST	Amount AUD
Bathroom renovation Unit 2 Wilfred Thomas Lodge, Dalwallinu				
<ul style="list-style-type: none"> • Removal of existing bathroom flooring, wall tiles and fixtures • Re-gyprock patch and paint and re-tile floors and walls • Paint ceiling, walls and architraves • Supply and Install shower splashback or tiles surrounding shower recess as no glass needed • Supply and install two door/3 drawer vanity and basin • Supply and install 2 door mirror wall cabinet • Supply and install tapware for basin, shower and towel rails • Electrical works - Replace lights in bathroom and exhaust fan and any power points that need moving - Remove water damaged fibrocement & gyprock sheeting in toilet & shower cubicle, Re sheet with new 	1.00	36,363.64	10%	36,363.64
			Subtotal	36,363.64
			TOTAL GST 10%	3,636.36
			TOTAL AUD	40,000.00

9.4.4 Renewal of Licence to Use and Occupy – Kalannie Railway Station

Report Date	25 November 2025
Applicant	Shire of Dalwallinu/Yarra Yarra Catchment Management Group
File Ref	CU/6 – Customer Requests
Previous Meeting Reference	OCM 23 July 2019 (M9399)
Prepared by	Jean Knight, Chief Executive Officer
Supervised by	Jean Knight, Chief Executive Officer
Disclosure of interest	Nil
Voting Requirements	Simple Majority
Attachments	Nil

Purpose of Report

Council is requested to consider the renewal of the License to Use and Occupy Corridor Land (Kalannie Railway Station) between the Shire of Dalwallinu and Arc Infrastructure and renew the sub-license for the use of the Kalannie Railway Station to Yarra Yarra Catchment Management Group (YYCMG) for a further five (5) years.

Background

At the Ordinary Council Meeting held 23 July 2019, Council resolved the following:

'MOTION 9399

Moved Cr GH Sanderson

Seconded Cr KJ Christian

That Council

- 1. Direct the Chief Executive Officer to advise the Yarra Yarra Catchment Group that they will renew the lease between the Shire of Dalwallinu and Public Transport Authority for 'an area of 1,200m2 on Roche Street, Kalannie Railway Station and around the station building for the purposes of a railway station';*
- 2. Direct the Chief Executive Officer to draw up a sub-lease between the Shire of Dalwallinu and the Yarra Yarra Catchment Management Group for the Kalannie Railway Station Building with all lease preparation costs, building maintenance costs, Shire rates, electricity, and water rates/consumption to be borne by the Yarra Yarra Catchment Management Group;*
- 3. Authorise the Shire President and Chief Executive Officer to sign and affix the common seal to all documents pertaining to the lease above.*

CARRIED 7/0'

The current licence with Arc Infrastructure expires on 25 November 2025 and the current sub-licence with YYCMG expires on 30 November 2025.

Consultation

Arc Infrastructure

YYCMG

Legislative Implications

Nil



Policy Implications

Nil

Financial Implications

Nil

General Function Implications

Nil

Strategic Implications

Nil

Site Inspection

Site inspection undertaken: Nil

Sustainability & Climate Change Implications*Economic implications*

There are no known significant economic implications associated with this proposal.

Social implications

There are no known significant social implications associated with this proposal.

Environmental implications

There are no known significant environment implications associated with this proposal.

Officer Comment

The License to Use and Occupy Corridor Land (Kalannie Station Building) between Arc Infrastructure expires on 25 November 2025. The Chief Executive Officer has been in contact with Arc Infrastructure and they have agreed to renew the License to Use and Occupy the Kalannie Station Building for a further five (5) years. Within this License is the approval to Sub-license to the YYCMG.

The current sub-license with YYCMG expires on 30 November 2025. YYCMG have advised that they wish to renew the sub-license for a further five (5) years. They have advised that Kochii will not be utilising the building any longer.

There have been no issues with the current Licence to Use and Occupy and sub-license, therefore it is recommended that Council enter into a new Licence to Use and Occupy the Kalannie Station Building with Arc Infrastructure and sub-license to Use and Occupy YYCMG, commencing from 1 December 2025 to 30 November 2030.

Officer Recommendation

That Council:

- 1 Authorise the Chief Executive Officer to enter into a new Licence to Use and Occupy Agreement for the Kalannie Station Building between the Shire of Dalwallinu and Arc Infrastructure for a five year period commencing 1 December 2025;
- 2 Authorise the Chief Executive Officer to enter into a new sub-license to Use and Occupy Agreement for the Kalannie Station Building between the Shire of Dalwallinu and the Yarra Yarra Catchment Management Group for a five year period commencing 1 December 2025, noting



the sub-license is to include that all building maintenance costs, Shire rates, electricity and water rates/consumption are to be borne by the lessee;

- 3 Authorises the Shire President and Chief Executive Officer to sign and affix the common seal to all documents pertaining to the above Licences in Point 1 and 2 above.

Officer Recommendation/Council Resolution

MOTION

Moved Cr

Seconded Cr

0/0



9.4.5 Purchase & Proposed Sale of Lots 1 and 2 Nelson Street, Buntine (R17953)

Report Date	25 November 2025
Applicant	Shire of Dalwallinu
File Ref	A9000
Previous Meeting Reference	Nil
Prepared by	Jean Knight, Chief Executive Officer
Supervised by	Jean Knight, Chief Executive Officer
Disclosure of interest	Nil
Voting Requirements	Simple Majority
Attachments	Nil

Purpose of Report

Council is requested to reaffirm the purchase of the land at Lots 1 and 2 Nelson Street, Buntine (known as Buntine Town Hall) and set a price for the disposal of the land and buildings.



Background

In November 2022, a proposal was submitted to the Department of Planning, Lands and Heritage (DPLH) for the Shire to purchase the land on both Lots 1 and 2 Nelson St, Buntine with the intention to on-sell to an interested party.

Lot 1 has an area of 1,513^m² and Lot 2 has an area of 1,012^m² totalling 2,525^m².

In October 2024, DPLH advised the Shire that the purchase price for the two lots of land would be \$17,500 (ex GST) plus associated fees of \$1,679.30. Council accepted this price and included these expenses in its 2025-2026 annual budget.

Consultation

Department Planning, Lands and Heritage

Legislative Implications

State

Local Government Act 1995 – Section 3.58 – Disposing of property



Policy Implications

Nil

Financial Implications

The cost to purchase both lots from DPLH has been set at \$17,500 (ex GST) plus associated fees of approximately \$1,679. These expenses are included in 2025-2026 annual budget.

There will also be settlement costs of approx. \$2,000 associated with this purchase.

There has been no allocation in the 2025-2026 budget for the sale of these lots. The sale can be reflected in the annual budget review to be undertaken in February 2026.

General Function Implications

Nil

Strategic Implications

Nil

Site Inspection

Site inspection undertaken: Not applicable

Sustainability & Climate Change Implications

Economic implications

There are no known significant economic implications associated with this proposal.

Social implications

There are no known social implications associated with this proposal.

Environmental implications

There are no known significant environmental implications associated with this proposal.

Officer Comment

The fair valuation of the buildings was undertaken in June 2022 by Griffin and that indicated the following value:

Buildings (Fair Value)	\$ 204,000
TOTAL:	\$ 204,000

The Shire's Asset System has the written down value for this building listed as \$200,107.04 as at 18 November 2025.

The new owner would need to have both lots rezoned from Reserve to Townsite. This will be advised during the advertising of the lots.

It is proposed to advertise the property for sale for an eight (8) week period with a price from \$55,000 (inc GST).

Should we receive any offers, these will be bought back to the next practicable Ordinary Council Meeting.



Officer Recommendation

That Council:

1. Reaffirms the acceptance of the cost for the purchase of the land at Lots 1 (37) and 2 (35) on Deposited Plan 229951 Nelson Street, Buntine at \$17,500 (ex GST) plus associated fees of \$1679.30 from the Department of Planning, Lands and Heritage;
2. Authorise the Shire President and Chief Executive Officer to sign and affix the Common Seal to the Contract of Sale for Lots 1 and 2 on Deposited Plan 229951 and any other associated documents;
3. Authorises the Chief Executive Officer to advertise for sale Lots 1 and 2 Nelson Street, Buntine (inclusive of Buntine Town Hall) with a price from \$55,000 (inc GST), for an eight (8) week period.

Officer Recommendation/Council Resolution

MOTION

Moved Cr
Seconded Cr

0/0



9.4.6 Request to call tender – Replacement of Dalwallinu Bowling Green Surface*

Report Date	25 November 2025
Applicant	Shire of Dalwallinu
File Ref	A46101
Previous Meeting Reference	Nil
Prepared by	Jean Knight, Chief Executive Officer
Supervised by	Jean Knight, Chief Executive Officer
Disclosure of interest	Nil
Voting Requirements	Simple Majority
Attachments	1. Correspondence from Dalwallinu Sports Club 2. CONFIDENTIAL – Funding Options

Purpose of Report

Council is requested to consider a request from the Dalwallinu Sports Club to replace the Dalwallinu Bowling Green surface and authorise the calling of tenders for the replacement of the Dalwallinu Bowling Green surface.

Background

The replacement of the Dalwallinu Bowling Greens is included in the Sport and Recreation Plan to be undertaken in the 2026-2027 budget. The Dalwallinu Sports Club were consulted during the 2025-2026 budget preparation, and they advised that they were happy to proceed with the project the following year. Perhaps they were confused that the following year (2026) to them, does not equate to the following year for the Shire (2026-2027).

In preparation for the 2026-2027 budget, correspondence was sent to the Dalwallinu Sports Club on 8 October 2025 enquiring if they wished for the replacement of the bowling greens to occur next financial year and what cash contribution would they be providing to the project. The Shire received a response that this was going ahead in April 2026. Further discussions were held with a representative from the Dalwallinu Sports Club, advising that Council would need to consider and approve their request prior to commencement of any works this financial year.

In discussions with representatives from the Dalwallinu Sports Club and Dalwallinu Bowls Club, they indicated that they would like this project to be undertaken prior to the 2026 Bowls season, which would require the project to occur in this current financial year of which there has been no allocation included in the 2025-2026 budget.

Correspondence was received on 20 November 2025 from the Dalwallinu Sports Club.

Consultation

Dalwallinu Sports Club

Councillors (October Council Forum and November Agenda Briefing Session)

Legislative Implications

State

Local Government Act 1995 Section 3.57- Provision of goods and services.

Local Government (Functions and General) Regulations 1996



Policy Implications

Local

Council Policy 3.3 Regional Price Preference

Council Policy 3.5 Purchasing

Financial Implications

There has been no allocation included in the 2025-2026 budget for this project.

Should Council approve the project and award the tender, this will be accounted for in the 2025-2026 budget review.

General Function Implications

Nil

Strategic Implications

Nil

Site Inspection

Yes

Sustainability & Climate Change Implications

Economic implications

There are no known significant economic implications associated with this proposal.

Social implications

There are no known significant social implications associated with this proposal.

Environmental implications

There are no known significant environmental implications associated with this proposal.

Officer Comment

In order for Council to consider the request from the Dalwallinu Sports Club a tender is required to be called. This will then determine the contribution required from the Dalwallinu Sports Club and Council.

It is noted in the correspondence from the Dalwallinu Sports Club that this project may be eligible for funding via the Community Sports and Recreation Facilities Fund (CSRFF) program. We have been advised that bowling green resurfacing may attract the maximum of 16% funding, however given that this fund is oversubscribed each round, re-surfacing of bowling greens is considered a low priority by the Department. Applications for 2025-2026 CSRFF funding have closed and applications for 2026-27 funding do not open until the new year, therefore this project in this timeframe would not be considered for funding.

Proposed Timeline

- November 2025 Council authorise the calling of tender
- November 2025 Tender advertised for 8 week period
- January 2026 Tenders close
- February 2026 Tenders presented to Council
- April 2026 If Council choose to proceed, works commence



The proposed weighting for scoring of the tenders is listed below:

Criteria	Weighting
Price	55%
Relevant Experience in similar projects	25%
Ability to meet delivery Timeframe	15%
Tenderer's WHS Policies and Procedures	5%

It is proposed to advertise the tender in 'The West' on Saturday 29 November 2025 with the closing date being 2pm, Wednesday 21 January 2026.

An agenda item for Council to consider the project, funding options and tenders will be brought to the Ordinary Meeting of Council in February 2026.

Officer Recommendation

That Council:

1. Authorises the Chief Executive Officer to call for tenders for the Replacement of the Dalwallinu Bowling Green Surface;
2. Sets the qualitative criteria as follows:

Price	55%
Relevant Experience in similar projects	25%
Ability to meet delivery Timeframe	15%
Tenderer's WHS Policies & Procedures	5%

Officer Recommendation/Council Resolution

MOTION

Moved Cr
Seconded Cr

0/0



Dalwallinu Sports Club inc

Colin Anderson Drive
Dalwallinu WA 6609

20 November 2025

Jean Knight

CEO

Shire of Dalwallinu

Johnston Street

DALWALLINU WA 6609

Dear Jean,

Following on from the quotations I received from Mark at Evergreen the Dalwallinu Sports Club committee met to discuss the level of financial assistance we can offer to resurface our greens.

We understand that Sport and Recreation may support the resurfacing by 16% so the Dalwallinu Sports Club would like to commit \$130,000 towards the project at this stage.

We are also planning to run a grain drive, and we anticipate that additional funds may become available as a result.

Once the required 3 quotes have been received by the Shire, we will be in a better position to confirm the full extent of our financial contribution.

The bowling green is used weekly by our two pennant sides, and we host several tournaments throughout the year.

In addition, we will be hosting the Interleague Round Robin in January 2027, which involves four other Leagues and runs over three days. Securing this event is a significant achievement for the Dalwallinu region and highlights the importance of maintaining high quality facilities.

Dalwallinu Sports Club inc
P.O.Box 100 Dalwallinu WA 6609
Phone: (08) 9661 1005 email: dallysportsclub@westnet.com.au

With the Bowls season commencing again in mid-October 2026, we are hoping to have the work completed prior to this date.

We look forward to the Shires consideration and support to this project and feel free to contact myself if further information is required.

Kind regards,

Glen Jones

President

Dalwallinu Sports Club

10 APPLICATION FOR LEAVE OF ABSENCE

MOTION

Moved Cr
Seconded Cr

That the application for Leave of Absence from 00 Month 2025 to 00 Month 2025 for Cr_____ to the Ordinary Meeting of Council to be held on Tuesday 00 Month 2025 be approved.

0/0

11 MOTIONS OF WHICH NOTICE HAS BEEN RECEIVED

12 QUESTIONS FROM MEMBERS WITHOUT NOTICE

13 NEW BUSINESS OF AN URGENT NATURE (INTRODUCED BY DECISION OF THE MEETING)

14 MEETING CLOSED TO THE PUBLIC – CONFIDENTIAL BUSINESS AS PER LOCAL GOVERNMENT ACT, 1995, SECTION 5.23(2)

15 SCHEDULING OF MEETING

The next Ordinary Meeting of Council will be held on 16 December 2025 at the Shire of Dalwallinu Council Chambers, Dalwallinu commencing at 5.00pm.

16 CLOSURE

There being no further business, the Chairperson closed the meeting at 0.00pm.

17 CERTIFICATION

I, Keith Leslie Carter, certify that the minutes of the Ordinary Council meeting held on the 25 November 2025, as shown on page numbers 1 to 71 were confirmed as a true record at the Ordinary Council meeting held on 16 December 2025.

CHAIRPERSON

DATE

