

Ordinary Council Meeting Agenda

19 December 2023
3.30pm



This page has been left intentionally blank




Shire of Dalwallinu

NOTICE OF MEETING

NOTICE is hereby given that the next Ordinary Meeting of Council of the Shire of Dalwallinu will be held on Tuesday, 19 December 2023 in the Council Chambers, Dalwallinu commencing at 3.30pm.

Signed:



Jean Knight

Chief Executive Officer

13 / 12 / 2023

Date

DISCLAIMER

No responsibility whatsoever is implied or accepted by the Shire of Dalwallinu for any act, omission or statement or intimation occurring during Council/Committee meetings or during formal/informal conversations with staff. The Shire of Dalwallinu disclaims any liability for any loss whatsoever caused arising out of reliance by any person or legal entity on any such act, omission or statement or intimation occurring during Council/Committee meetings or discussions. Any person or legal entity that acts or fails to act in reliance upon any statement does so at that person's and or legal entity's own risk.

In particular and without derogating in any way from the broad disclaimer above, in any discussion regarding any planning application or application for license, any statement or limitation or approval made by a member of officer of the Shire of Dalwallinu during the course of any meeting is not intended to be and is not taken as notice of approval from the Shire of Dalwallinu. The Shire of Dalwallinu warns that anyone who has an application lodged with the Shire of Dalwallinu must obtain and only should rely on WRITTEN CONFIRMATION of the outcome of the application and any conditions attaching to the decision made by the Shire of Dalwallinu in respect of the application.



This page has been left intentionally blank



Table of Contents

1	OPENING & ANNOUNCEMENT OF VISITORS	3
2	ANNOUNCEMENTS OF PRESIDING MEMBER.....	3
3	ATTENDANCE RECORD	3
3.1	Present.....	3
3.2	Apologies	3
3.3	Leave of Absence Previously Granted	3
4	DECLARATIONS OF INTEREST	3
5	PUBLIC QUESTION TIME.....	3
5.1	Response to Previous Public Questions Taken on Notice	3
5.2	Public Question Time.....	3
6	MINUTES OF PREVIOUS MEETINGS	4
6.1	Ordinary Council Meeting – 28 November 2023.....	4
6.2	Audit & Risk Management Meeting – 4 December 2023.....	4
6.3	Audit & Risk Management Meeting – 12 December 2023.....	4
7	PETITIONS/PRESENTATIONS/DEPUTATIONS/DELEGATES/REPORTS/SUBMISSIONS	4
7.1	Petitions.....	4
7.2	Presentations.....	4
7.3	Deputations	5
7.4	Delegates Reports/Submissions	5
8	METHOD OF DEALING WITH AGENDA BUSINESS (Show of hands)	5
9	REPORTS	6
9.1	WORKS & SERVICES	6
9.2	PLANNING & DEVELOPMENT	7
9.2.1	Telecommunications infrastructure (DA 082324) – Lot 280 Dalwallinu-Kalannie Road, Dalwallinu*	7
9.3.2	Telecommunications infrastructure (DA 102324) - Lot 400 Great Northern Highway, Pithara*	15
9.3	CORPORATE SERVICES	22
9.3.1	Accounts for Payment for November 2023*	22
9.3.2	Monthly Financial Statements for November 2023*	25
9.3.3	Adoption of the 2022-2023 Annual Report and setting the Annual Meeting of Electors.*..	27



9.4	CHIEF EXECUTIVE OFFICER	30
9.4.1	Provision of Banking Services	30
9.4.2	Support for Application to become a Justice of the Peace	32
9.4.3	Request for Fee Concession – Dalwallinu Recreation Centre Main Hall & Bar*	36
10	APPLICATIONS FOR LEAVE OF ABSENCE.....	38
11	MOTIONS OF WHICH NOTICE HAS BEEN RECEIVED	38
12	QUESTIONS FROM MEMBERS WITHOUT NOTICE	38
13	NEW BUSINESS OF AN URGENT NATURE (INTRODUCED BY DECISION OF THE MEETING).....	38
14	MEETING CLOSED TO THE PUBLIC – CONFIDENTIAL BUSINESS AS PER LOCAL GOVERNMENT ACT, 1995, SECTION 5.23(2)	38
14.1	Dalwallinu Caravan Park - Lease*	39
14.2	Disposal of Lot 734 (5) South Street, Dalwallinu	39
14.3	Award of RFT2324-02 – Design & Construct 2x1 Modular Unit.....	40
14.4	Disposal of Surplus Plant by Tender	41
15	SCHEDULING OF MEETING	41
16	CLOSURE	41



SHIRE OF DALWALLINU

AGENDA for the Ordinary Meeting of Council to be held at the Council Chambers, Shire Administration Centre, Dalwallinu on Tuesday 19 December 2023 commencing at 3.30pm.

1 OPENING & ANNOUNCEMENT OF VISITORS

The Chairperson (President) opened the meeting at _____ pm.

2 ANNOUNCEMENTS OF PRESIDING MEMBER

3 ATTENDANCE RECORD

3.1 Present

Shire President	Cr KL Carter
Deputy Shire President	Cr SC Carter
	Cr JL Counsel
	Cr DS Cream
	Cr JH Cruz
	Cr MM Harms
	Cr NW Mills

Chief Executive Officer	Mrs JM Knight
-------------------------	---------------

Public

3.2 Apologies

3.3 Leave of Absence Previously Granted

4 DECLARATIONS OF INTEREST

5 PUBLIC QUESTION TIME

5.1 Response to Previous Public Questions Taken on Notice

5.2 Public Question Time



6 MINUTES OF PREVIOUS MEETINGS

6.1 Ordinary Council Meeting – 28 November 2023

MOTION

Moved Cr
Seconded Cr

That the Minutes of the Ordinary Meeting of Council held 28 November be confirmed.

0/0

6.2 Audit & Risk Management Committee Meeting – 4 December 2023

MOTION

Moved Cr
Seconded Cr

That the Minutes of the Audit & Risk Management Committee of Council held 4 December 2023 be received.

0/0

6.3 Audit & Risk Management Meeting Committee – 12 December 2023

MOTION

Moved Cr
Seconded Cr

That the Minutes of the Audit & Risk Management Committee of Council held 12 December 2023 be received.

0/0

7 PETITIONS/PRESENTATIONS/DEPUTATIONS/DELEGATES/REPORTS/SUBMISSIONS

7.1 Petitions

7.2 Presentations



7.3 Deputations

7.4 Delegates Reports/Submissions

8 METHOD OF DEALING WITH AGENDA BUSINESS (Show of hands)
As agreed.



9 REPORTS

9.1 WORKS & SERVICES

There were nil reports this month for Works & Services.



9.2 PLANNING & DEVELOPMENT

9.2.1 Telecommunications infrastructure (DA 082324) – Lot 280 Dalwallinu-Kalannie Road, Dalwallinu*

Report Date	19 December 2023
Applicant	Field Solutions Group
File Ref	A6232
Previous Meeting Reference	Nil
Prepared by	Doug Burke, Manager Planning & Development Services
Supervised by	Jean Knight, Chief Executive Officer
Disclosure of interest	Nil
Voting Requirements	Simple Majority
Attachments	Supporting Documentation

Purpose of Report

Council is requested to consider an application for approval to allow for the proposed development of a 'Telecommunications Facility' on the subject land as submitted by the applicant on 25 October 2023.

The proposed development requires discretionary approval from the Council.

It is recommended that the proposed development be approved subject to given conditions.

Background

Subject Property:	Lot 280 Dalwallinu-Kalannie Road, Dalwallinu
Land Use Zoning:	Rural
Property Owner:	Golden Style P/L
Applicant:	Field Solutions Group
Consent Authority:	Shire of Dalwallinu Council
Proposed Development:	Telecommunications infrastructure
Value of Development:	\$243K
Outside Consultation:	Nil required

The proposal is for developing the site with telecommunications infrastructure (refer to 9.1.1 Attachment A). The proposal centres around a 45m lattice-work telecommunications tower accompanied by associated equipment and security fencing.

Telecommunications infrastructure is defined under the Planning and Development (Local Planning Schemes) Regulations 2015 as being:

premises used to accommodate the infrastructure used by or in connection with a telecommunications network including any line, equipment, apparatus, tower, antenna, tunnel, duct, hole, pit or other structure related to the network;



The subject property is zoned 'Rural' under the *Shire of Dalwallinu Planning Scheme N° 2*. Telecommunications infrastructure is a discretionary type development that requires the approval of the Council acting as the planning authority.

The predominant land use on the subject site is hospitality (lodging house) operating as the 'Old Convent' as per the planning approval granted in April 2013. The development consists of the original convent building converted into motel like accommodation, a number of transportable suites and other assorted outbuildings.



Site of Proposed Development

Consultation

Nil required under Part 4 of the *Shire of Dalwallinu Local Planning Scheme No.2*

Legislative Implications

State

Planning and Development Act 2005



The *Planning and Development Act 2005* directs that that any development referred to within the Scheme is not to be commenced or carried out without approval being obtained. Any determination of an application for such development is to be considered under those matters referred to in the *Planning and Development (Local Planning Schemes) Regulation 2015*.

In considering an application for development approval, Council is to have due regard to the following matters to the extent that, in the opinion of Council, those matters that are relevant to the development the subject of the application. In assessing the development application, the matters listed in Section 67 of the *Planning and Development (Local Planning Schemes) Regulation 2015* have been taken into consideration for the preparation of this report and are addressed as follows:

'Matters for Consideration'	Comments
The aims and provisions of this Scheme and any other local planning scheme operating within the Scheme area	<p>The following Schemes are applicable:</p> <p><i>Shire of Dalwallinu Planning Scheme N^o 2</i></p> <p>The applicable objective for the Rural land use zone is:</p> <p><i>'To prevent any development that may affect the viability of a holding.'</i></p>
The requirements of orderly and proper planning including any proposed local planning scheme or amendment to this Scheme that has been advertised under the <i>Planning and Development (Local Planning Schemes) Regulations 2015</i> or any other proposed planning instrument that the local government is seriously considering adopting or approving.	<p>There are no proposed amendments in progress that would affect a determination.</p> <p>There are no other planning instruments currently being considered.</p>
Any approved State planning policy	<p>State Planning Policy 5.2 – Telecommunications Infrastructure.</p> <p>Refer to Section 6.3 of 9.1.1.2 Attachment B</p>
Any environmental protection policy approved under the <i>Environmental Protection Act 1986</i> section 31(d)	Nil identified.
Any policy of the Commission	Nil applicable



Any policy of the State	Nil applicable
Any local planning policy for the Scheme area	Nil applicable
Any structure plan, activity centre plan or local development plan that relates to the development	Nil applicable
Any report of the review of the local planning scheme that has been published under the <i>Planning and Development (Local Planning Schemes) Regulations 2015</i>	Nil applicable
In the case of land reserved under this Scheme, the objectives for the reserve and the additional and permitted uses identified in this Scheme for the reserve	Not applicable
The built heritage conservation of any place that is of cultural significance;	No items of cultural significance noted
The effect of the proposal on the cultural heritage significance of the area in which the development is located;	Nil impact
The compatibility of the development with its setting including the relationship of the development to development on adjoining land or on other land in the locality including, but not limited to, the effect of the height, bulk, scale, orientation and appearance of the development	The proposed development is regarded as being ancillary to existing development on the site and suitable in the context of its siting.
The amenity of the locality including the following — (i) environmental impacts of the development; (ii) the character of the locality; (iii) social impacts of the development	Nil issues identified



The likely effect of the development on the natural environment or water resources and any means that are proposed to protect or to mitigate impacts on the natural environment or the water resource	Nil
Whether adequate provision has been made for the landscaping of the land to which the application relates and whether any trees or other vegetation on the land should be preserved	<p>The development will require a small footprint on existing property. The surrounding land uses are predominantly rural - agricultural.</p> <p>Native vegetation was cleared from the site many years ago to enable current activities. There is no evidence of significant trees or other vegetation of note that should be retained.</p>
The suitability of the land for the development taking into account the possible risk of flooding, tidal inundation, subsidence, landslip, bush fire, soil erosion, land degradation or any other risk	The land does not have a history of experiencing these types of events.
The suitability of the land for the development taking into account the possible risk to human health or safety	This site is suitable.
<p>the adequacy of —</p> <p>(i) the proposed means of access to and egress from the site; and</p> <p>(ii) arrangements for the loading, unloading, manoeuvring and parking of vehicles</p>	<p>Frontage to one sealed road – Dalwallinu-Kalannie Road.</p> <p>Parking and the unloading of vehicles will be a requirement only during the initial building period and during routine maintenance.</p>
The amount of traffic likely to be generated by the development, particularly in relation to the capacity of the road system in the locality and the probable effect on traffic flow and safety	Negligible
The availability and adequacy for the development of the following —	<p>No public transport services available.</p> <p>Electricity and potable water are available.</p>



<p>(i) public transport services;</p> <p>(ii) public utility services;</p> <p>(iii) storage, management and collection of waste;</p> <p>(iv) access for pedestrians and cyclists (including end of trip storage, toilet and shower facilities);</p> <p>(v) access by older people and people with disability</p>	<p>Solid waste can be adequately stored and removed from site.</p> <p>A wastewater treatment system has been developed onsite to service the previously approved development. Given that there is no proposal to increase wastewater generation, no requirement for an expansion of the existing facility is deemed necessary.</p> <p>The development is not a public access facility and as such the provision of equitable access for pedestrians, cyclists and older people or those with a disability is not envisioned nor set as a requirement.</p>
The potential loss of any community service or benefit resulting from the development other than potential loss that may result from economic competition between new and existing businesses	Nil impact anticipated.
The history of the site where the development is to be located	The site is currently utilized for short term accommodation.
The impact of the development on the community as a whole notwithstanding the impact of the development on particular individuals	None identified
Any submissions received on the application	N/A
The comments or submissions received from any authority consulted under clause 66	N/A
Any other planning consideration the Council considers appropriate	Nil



Policy Implications

Nil

Financial Implications

Nil

Strategic Implications

Nil

Site Inspection

A site inspection was undertaken.

Triple Bottom Line Assessment

Economic implications

There are no known significant economic implications associated with this proposal.

Social implications

There are no known significant social implications associated with this proposal.

Environmental implications

There are no known significant environmental implications associated with this proposal.

Officer Comment

An assessment and recommendation has been prepared (the subject of this report) taking into account all relevant provisions of the Act and associated regulations.

A site inspection was conducted and consideration has been given to the potential impacts upon all lands adjoining or located nearby as per Section 5 of the *State Planning Policy 5.2 – Telecommunications Infrastructure*.

Given the proximity of the proposed 45m tower to an airfield on an adjacent property, the Civil Aviation Safety Authority (CASA) were consulted. CASA is a government body that regulates Australian aviation safety. The response received advised that a *“low intensity steady hazard/warning obstacle light being installed in considering other uses of the airspace, particularly low-level agricultural aircraft, rescue aircraft and other flying activities in the area.”*

Council may determine an application for development approval by —

- a) granting development approval without conditions; or
- b) granting development approval with conditions; or
- c) refusing to grant development approval.

It is recommended that the proposed development be approved subject to given conditions.

Officer Recommendation

That Council approve the development application (DA 082324) for Lot 280 Dalwallinu-Kalannie Road, Dalwallinu pursuant to Section 68(2) of the *Planning and Development (Local Planning Schemes) Regulation 2015* subject to the following conditions:



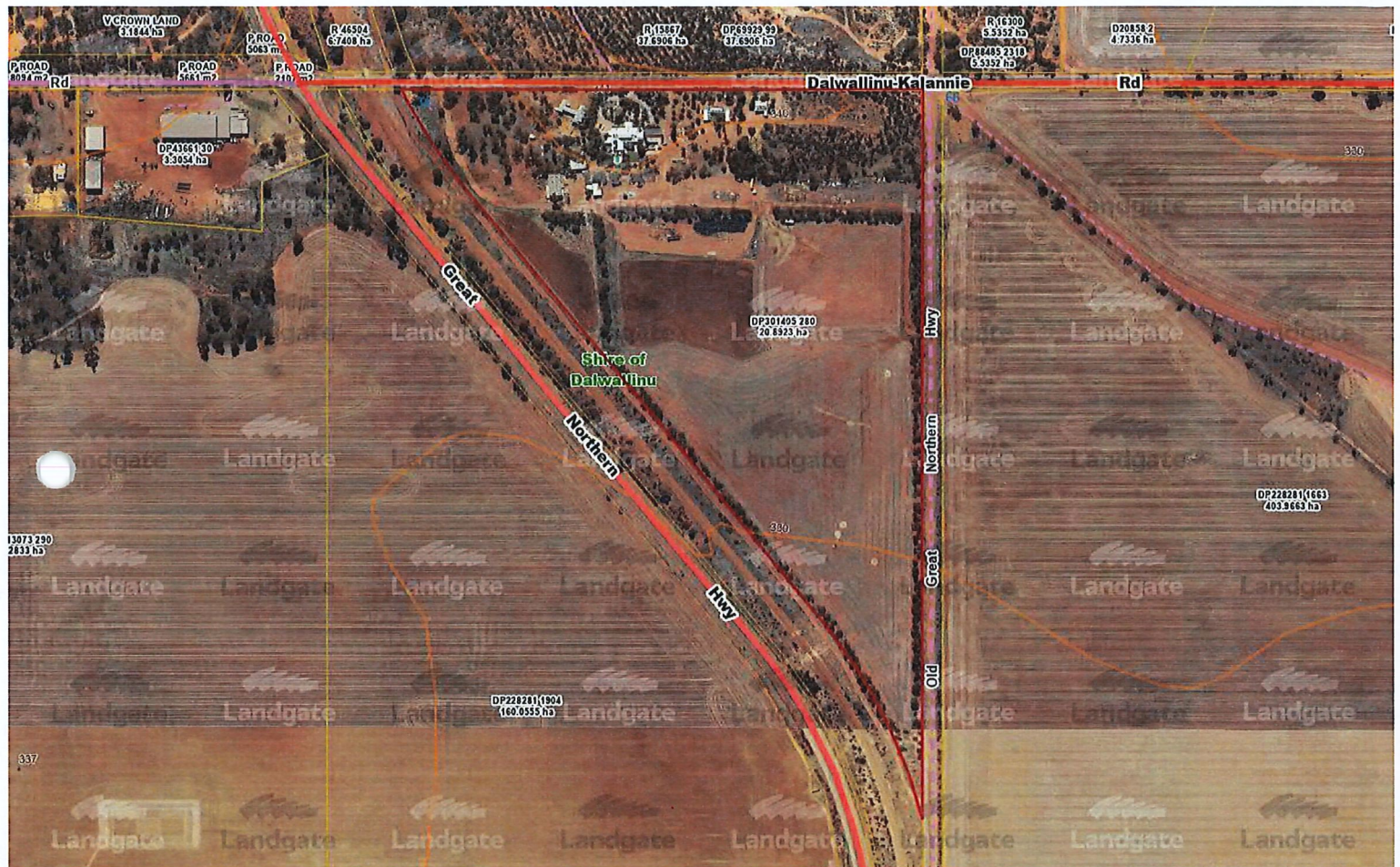
1. The development (telecommunications infrastructure) is to be carried out in accordance with the documents endorsed with the Shire's stamp, except where amended by other conditions of this consent. If there is any inconsistency between the above documents, the most recent document shall prevail to the extent of the inconsistency. However, the conditions of this consent shall prevail to the extent of any inconsistency;
2. The proponent is to install a low intensity steady hazard/warning obstacle light to the peak of the proposed tower;
3. Without further approval from Shire of Dalwallinu Council, in writing, this approval will lapse and have no force or effect after two years of the date of this permit if not substantially commenced.

Officer Recommendation/Council Resolution

MOTION

Moved Cr
Seconded Cr





PLANNING REPORT

Development Application for Telecommunications Facility

Lot 280 on DP301405

34 Dalwallinu-Kalannie Road, Dalwallinu WA 6609

20 October 2023



TABLE OF CONTENTS

1	EXECUTIVE SUMMARY	4
1.1	INTRODUCTION.....	4
1.2	SUMMARY.....	4
2	SITE LOCATION AND DESCRIPTION.....	5
2.1	SUBJECT LAND.....	5
2.2	ADJOINING AND SURROUNDING DEVELOPMENT	6
2.3	OVERLAYS.....	7
3	PROPOSED DEVELOPMENT.....	8
3.1	PROPOSED TELECOMMUNICATIONS FACILITY	8
3.2	ACCESS, TRAFFIC AND PARKING	9
3.3	SERVICES	9
3.4	LANDSCAPING	10
3.5	WASTE	10
3.6	CULTURAL HERITAGE	10
4	LEGISLATIVE MATTERS.....	11
4.1	PLANNING AND DEVELOPMENT ACT 2005	11
4.2	STATE PLANNING POLICY 5.2 – TELECOMMUNICATIONS INFRASTRUCTURE.....	11
4.3	STATE PLANNING POLICY 3.7 – PLANNING IN BUSHFIRE PRONE AREAS.....	11
4.4	MOBILE PHONE BASE STATION DEPLOYMENT INDUSTRY CODE.....	12
4.5	SHIRE OF DALWALLINU PLANNING SCHEME NO. 2	14
5	CONCLUSION	16



TABLES

Table 1: Summary	4
Table 2: Mobile Phone Base Station Deployment Industry Code C564:2020 objectives	12

FIGURES

Figure 1: Site Location.....	5
Figure 2: Zone Map	6
Figure 3: Map of Bushfire Prone Areas Source: SLIP.....	7
Figure 4: Example of Proposed Telecommunications Facility	8
Figure 5: Example of a 4-Bay Outdoor Ground Equipment Cabinet	9
Figure 6: Existing Crossover	9
Figure 7: Image showing typical vegetation type in the immediate area.....	10

LIST OF ATTACHMENTS

Attachment	Document
1	Application for Development Approval Form
2	Owner's Consent
3	Certificate of Title
4	FSG Design Drawings
5	EME Report

Document Control:

Version	Description	Author	Date
1.0	Final	WW	20/10/2023



1 EXECUTIVE SUMMARY

1.1 INTRODUCTION

We submit a Development Application for Council approval for a Telecommunications Facility over the subject land.

Field Solutions Group provides wireless broadband internet and mobile network services to regional and remote areas across Australia. A telecommunications facility for wireless broadband and mobile networks is proposed and will be part of a wide network to be located throughout the region under the Federal Government's Regional Connectivity Program.

The subject land, being Lot 280 on DP301405, is located at 34 Dalwallinu-Kalannie Road, Dalwallinu WA 6609 and contains various buildings associated with an accommodation and function centre.

This development application is made in accordance with the *Planning and Development Act 2005* for assessment under the *Shire of Dalwallinu Local Planning Scheme No. 2*. The subject land is located in the Rural Zone and, under the Zoning Table, a Telecommunications Facility in the Rural Zone is not permitted unless the local government has exercised its discretion by granting development approval after giving notice in accordance with clause 64 of the deemed provisions.

To assist with the processing of the application, we have set out below details of the proposal and supporting information.

1.2 SUMMARY

Table 1: Summary

Address of Subject Land	34 Dalwallinu-Kalannie Road, Dalwallinu WA 6609
Real Property Description	Lot 280 on DP301405
Area of Subject Land	20.8923 hectares
Existing buildings	Various buildings associated with an accommodation and function centre
Road frontages	Dalwallinu-Kalannie Road and Old Great Northern Highway
Zone	Rural
Overlays	Bushfire Prone Area, Native Vegetation
Name of Landowner	Golden Style Pty Ltd
Easements/Encumbrances	None



2 SITE LOCATION AND DESCRIPTION

2.1 SUBJECT LAND

The subject land, being Lot 280 on DP301405, is located at 34 Dalwallinu-Kalannie Road approximately 1.5km south east of Dalwallinu Post Office. Please refer to Figure 1 below for location of the subject land.

The site contains various buildings associated with an accommodation and function centre known as The Old Convent Dalwallinu Guest House.

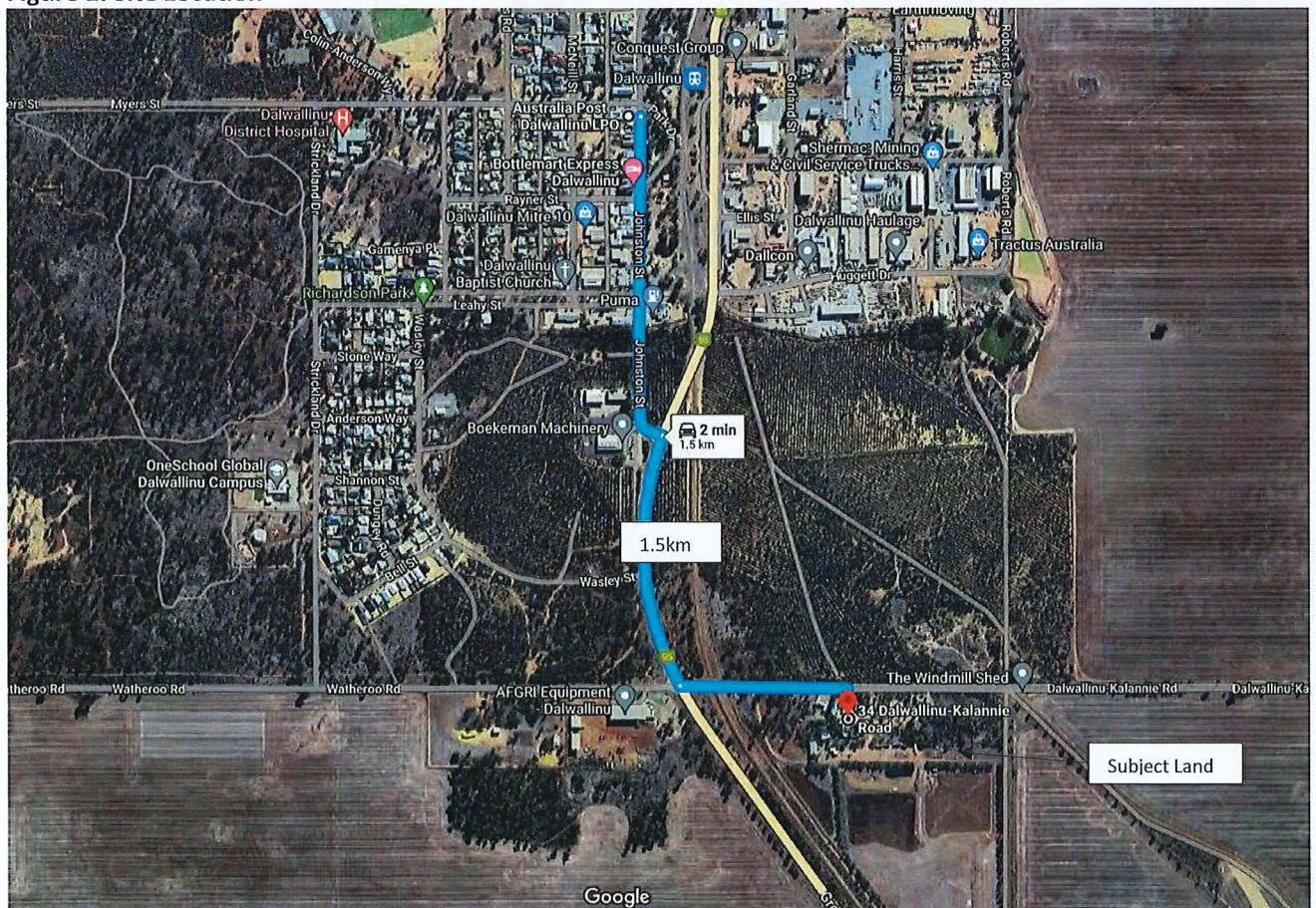
The subject land is identified as being located within the Rural Zone according to Local Planning Scheme Map No. 8 of 10.

The site has a road frontage and access to Dalwallinu-Kalannie Road. The site also has a frontage to Old Great Northern Highway.

The site also fronts a railway line for the full length of the western boundary.

Surrounding land uses are rural in nature.

Figure 1: Site Location



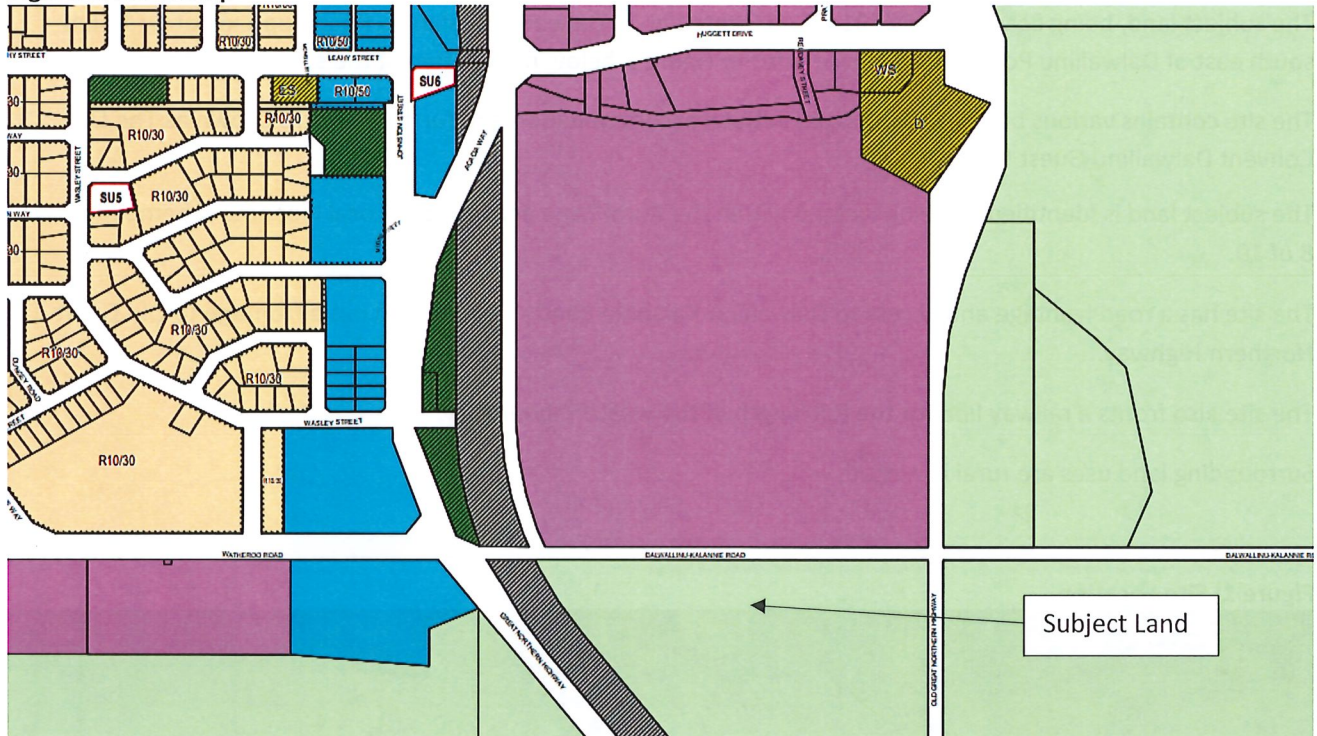
Source | Google Maps



2.2 ADJOINING AND SURROUNDING DEVELOPMENT

The subject land is located in the Rural Zone and is surrounded by rural land to the south and west, commercial land to the immediate west and industrial land to the north. Please refer to Figure 2 below.

Figure 2: Zone Map



LOCAL SCHEME ZONES

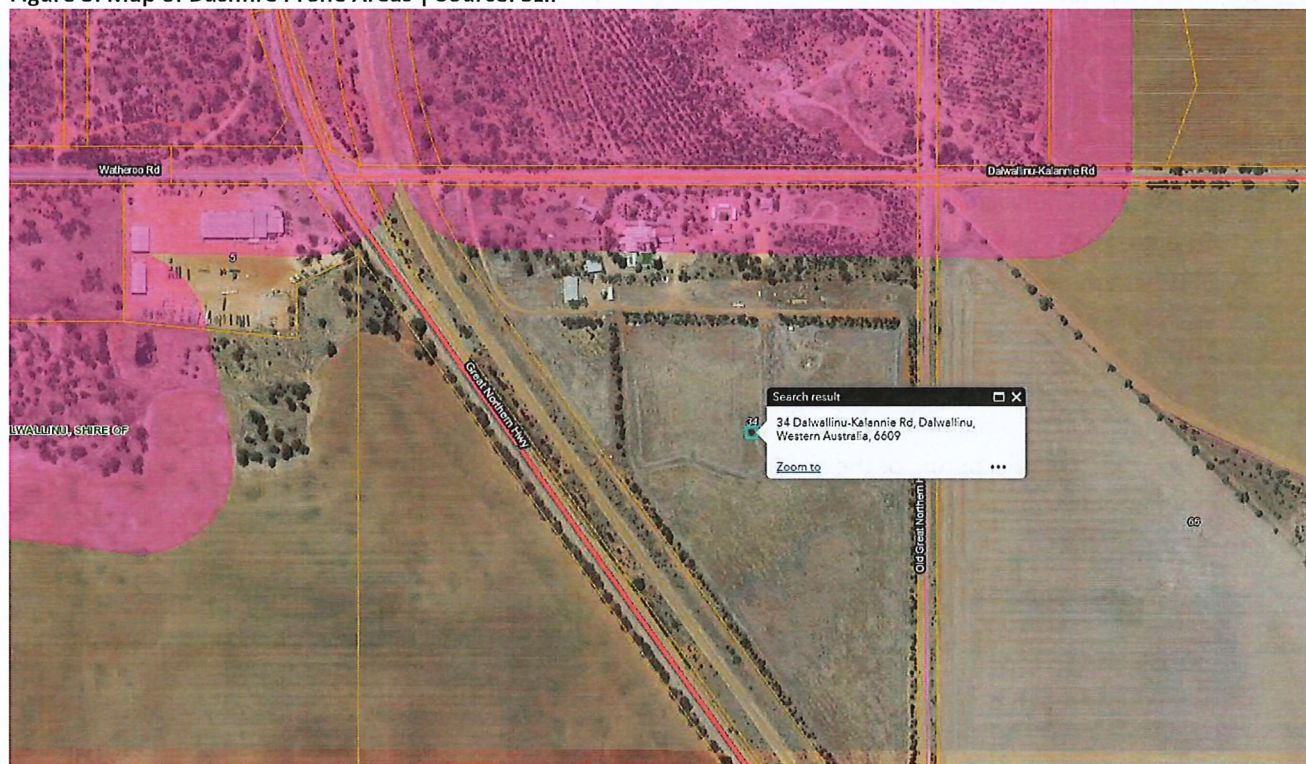
	Commercial		Rural Residential
	General Industry		Special Use
	Residential		Townsite
	Rural		



2.3 OVERLAYS

The subject land is affected by the following overlay.

Figure 3: Map of Bushfire Prone Areas | Source: SLIP



3 PROPOSED DEVELOPMENT

It is proposed to obtain development consent for a telecommunications facility to be located on the subject land.

3.1 PROPOSED TELECOMMUNICATIONS FACILITY

The proposed development is for a telecommunications facility consisting of:

- 45m telecommunications tower
- Antennas and radiocommunications equipment
- Outdoor ground equipment cabinets
- Security fencing around the proposed facility
- Solar power system

During construction, the components of the tower, fencing and other items will be delivered on a heavy rigid or articulated vehicle. Minor scouring of the site and excavation for footings will be required prior to a concrete base and footings being poured. The tower will then be constructed and fencing and other infrastructure put in place to secure the facility once construction is complete.

The new tower will be located in the north eastern corner of the subject land as shown on the Site Plan in **Attachment 4**. The compound will occupy an area of about 900m² and will be fully fenced.

Figure 4: Example of Proposed Telecommunications Facility





Figure 5: Example of a 4-Bay Outdoor Ground Equipment Cabinet



3.2 ACCESS, TRAFFIC AND PARKING

Access to the site will be via an existing gravel crossover and access driveway from Dalwallinu-Kalannie Road as shown in the figure below.

Access to the site by the applicant will be infrequent and will be required for initial construction and then approximately once a year for maintenance. It is expected that the maximum vehicle size visiting the site will be a medium rigid vehicle.

It is not proposed to formalise parking spaces given the infrequent access required to the site.

Figure 6: Existing Crossover



3.3 SERVICES

The telecommunications tower does not have a large footprint and does not create stormwater runoff. Given the tower will be surrounded by a pervious surface, a stormwater management plan has not been prepared.

The telecommunications tower does not need to be connected to a water supply or require effluent disposal.

Electricity will be provided by way of a solar power system.



3.4 LANDSCAPING

The subject land is not affected by the Native Vegetation Extent Overlay and no clearing of mature vegetation is required for the proposed development. Please see photo below showing location of proposed facility.

Figure 7: Image showing typical vegetation type in the immediate area



Given the rural nature of the area, it is not proposed to provide additional landscaping.

3.5 WASTE

Once construction is complete, the telecommunications facility will not generate waste and it is not proposed to provide bins.

All construction waste will be removed from the site by contractors.

3.6 CULTURAL HERITAGE

A search of the Aboriginal Cultural Heritage Inquiry System shows that there is no known aboriginal cultural heritage in the vicinity. FSG and its contractors understand the importance of aboriginal artefacts and will take all reasonable and practicable measures to ensure the activity does not harm cultural heritage if anything is found.

A search of the Heritage Council *Inherit* website shows that The Old Convent located on the subject land is a Category 4 Heritage Place. The proposed telecommunications facility will be located approximately 200m from The Old Convent and it is not expected that there will be any impacts.



4 LEGISLATIVE MATTERS

4.1 PLANNING AND DEVELOPMENT ACT 2005

The *Planning and Development Act 2005* is the overriding legislation for this Development Application. Compliance with the Act and any subordinate legislation will be demonstrated and where any conflict exists with compliance, sufficient justification will be provided.

4.2 STATE PLANNING POLICY 5.2 – TELECOMMUNICATIONS INFRASTRUCTURE

The intent of State Planning Policy 5.2 – Telecommunications Infrastructure is to “balance the need for effective telecommunications services and effective roll-out of networks, with the community interest in protecting the visual character of local areas”.

As stated in the Policy, adequate and reliable telecommunications are essential for all aspects of contemporary community life, from supporting the State’s economy to creating and maintaining connected and cohesive social networks. Contact between emergency services and the community increasingly relies on the telecommunications networks. The importance of telecommunications services in Western Australia is recognised in the Western Australian Planning Commission’s (WAPC’s) State Planning Strategy 2050 (2014), which advocates for the provision of an effective state-wide telecommunications network. This network includes both above and below ground infrastructure to support both fixed line and wireless telecommunications.

The proposed development provides a mobile phone service to a known black spot area and a wireless broadband network through line-of-site towers, thereby complying with the intent of the Policy.

Therefore, the proposal is consistent with the principles set out in the Policy and can be balanced with the need for effective telecommunications services.

4.3 STATE PLANNING POLICY 3.7 – PLANNING IN BUSHFIRE PRONE AREAS

Part of the subject land, and the location of the proposed telecommunications facility, has been identified in the SLIP mapping as being within a Bushfire Prone Area, as shown in Figure 3 above.

The intent of the SPP is “to implement effective, risk-based land use planning and development to preserve life and reduce the impact of bushfire on property and infrastructure”. While the proposed facility is located in a bushfire prone area, the development does not result in an increase of residents or employees, nor does it increase the bushfire threat.

We have made an assessment of the proposed development and confirm that the proposed development mitigates bushfire hazard in the following ways:

- Essential ground equipment will be housed inside a metal outdoor ground unit, thereby protecting infrastructure from potential bushfire threats;
- The tower structure is designed to withstand 40kWm² of radiant heat.
- The outdoor ground unit is expected to withstand ember penetration.
- Access to the site is free from vegetation.

We hope this satisfies any requirement for further reports particularly given the rural nature of the surrounding area.



4.4 MOBILE PHONE BASE STATION DEPLOYMENT INDUSTRY CODE

The *Mobile Phone Base Station Deployment Industry Code C564:2020* (the Code) is designed to:

- *allow the community and councils to have greater participation in decisions made by Carriers when deploying mobile phone base stations; and*
- *provide greater transparency to local community and councils when a Carrier is planning, selecting sites for, installing and operating Mobile Phone Radiocommunications Infrastructure.*

The relevant provisions of the Code are addressed below:

Table 2: Mobile Phone Base Station Deployment Industry Code C564:2020 objectives

Objective	Solution
(a) to apply a Precautionary Principle to the deployment of Mobile Phone Radiocommunications Infrastructure;	FSG has applied the Precautionary Principle in selection and design of the proposed site in accordance with Sections 4.1 and 4.2 of the Code. The precautionary principle has been applied in this case to ensure the best outcome for all stakeholders in terms of facility design, site selection, planning, community concerns and environmental concerns.
(b) to provide best practice processes for demonstrating compliance with relevant exposure limits and the protection of the public;	An EME report has been generated to demonstrate compliance with the ARPANSA safety standard for general public exposure limits.
(c) to ensure that the exposure of the community to EME is minimised;	The facility has been designed to operate well within ARPANSA safety standard for radio frequency exposure.
(d) to ensure relevant stakeholders are informed, notified or consulted and engaged with before Mobile Phone Radiocommunications Infrastructure is constructed;	Consultation has been held with Council which resulted in positive feedback due to the benefit to the community of reliable wireless broadband and mobile network. Any relevant stakeholders will be notified during the community engagement stage of the development application.
(e) to specify standards for consultation, information availability and presentation;	General information relating to this proposal will be available for members of the public on the Radio Frequency National Site Archive (RFNSA) website (www.rfnsa.com.au). As the proposal requires Council determination, notification and consultation with relevant stakeholders will be undertaken during the community engagement stage of the development application.
(f) to consider the impact on the wellbeing of the community, physical or otherwise, of Mobile Phone Radiocommunications Infrastructure; and	The proposed location for the facility has been selected to ensure that both coverage objectives are achieved whilst also carefully considering and balancing the appropriateness and proximity to community sensitive locations.



	<p>The EME report demonstrates the applicant's responsible approach to deployment and the extremely low levels of radio frequency exposure to the general public based on the ARPANSA safety standard.</p> <p>The facility is designed to improve and provide reliable wireless broadband and mobile services to the surrounding community and, as a result, it is expected to have a positive impact on social and economic activity.</p>
(g) to ensure Council and community views are incorporated into the Mobile Phone Radiocommunications Infrastructure site selection.	<p>Sites for telecommunications facilities are chosen for elevation, distance to other towers and ease of access. During the site selection process, the Shire of Dalwallinu's requirements were also taken into account in terms of zone objectives, environmental considerations, visual amenity and emissions. It has been shown that, on balance, the site for the telecommunications facility is appropriately located.</p>



4.5 SHIRE OF DALWALLINU PLANNING SCHEME NO. 2

The proposed use will be assessed against the Shire of Dalwallinu Local Planning Scheme No. 2 (the Planning Scheme).

The proposed development will demonstrate compliance with all requirements of the Planning Scheme and, where any conflict exists with compliance, sufficient justification will be provided.

The Planning Scheme refers to the Town Planning Amendment Regulations 1999 which provides a definition for the proposed use as follows:

***“telecommunications infrastructure”** means land used to accommodate any part of the infrastructure of a telecommunications network and includes any line, equipment, apparatus, tower, antenna, tunnel, duct, hole, pit or other structure used, or for use in or in connection with, a telecommunications network*

The proposed telecommunications facility is consistent with the definition.

The subject land is located in the Rural Zone and the Zoning Table in the Planning Scheme designates Telecommunications Infrastructure as A, which means that the use is not permitted unless the local government has exercised its discretion by granting development approval after giving notice in accordance with clause 64 of the deemed provisions.

Section 64 of Schedule 2 Deemed provisions for local planning schemes of the *Planning and Development (Local Planning Schemes) Regulation 2015* requires advertising of complex applications for development approval. We note that the proposed telecommunications facility, while not a complex application, will require advertising due to the nature of the use.

We have addressed the proposal against the objectives of the Rural Zone under Part 4 of the Planning Scheme as follows:

- *To provide for a range of rural pursuits that are compatible with the capability of the land and retain the rural character and amenity of the locality.*

Response: The proposed telecommunications facility will be located on part of the land that will not interfere with any rural pursuits on the subject land. It is not expected that the facility will impact the amenity of the locality given the location on the outskirts of town.

- *To protect land from urban uses that may jeopardise the future use of that land for other planned purposes that are compatible with the zoning.*

Response: The proposed telecommunications facility is proposed to be located in an area of the property that will not affect the continuation of the rural use on the subject land.

- *To support sustainable farming practices and the retention of remnant vegetation.*

Response: It is not proposed to clear mature vegetation on the property and the landscape will be maintained.

- *To prevent any development that may affect the viability of a holding.*

Response: The proposed development is not expected to affect the viability of the holding given the small footprint of 900m².

- *To encourage small scale, low impact tourist accommodation in rural locations.*

Response: Not applicable.



- *To encourage a diversification of rural activities that will reduce the dependency of the rural sector on traditional crops.*

Response: Not applicable.

- *To support the creation of homestead lots in accordance with adopted Local Planning Policy.*

Response: Not applicable.

- *To support mining activities where an environmental management plan has been prepared and is acceptable to the Council and EPA.*

Response: Not applicable.

- *To preclude the disposal of used tyres or any other material that may be detrimental to the quality of the land.*

Response: Not applicable.



5 CONCLUSION

The proposal is for a telecommunications facility which will provide mobile phone and fixed wireless broadband networks to a remote and regional community.

The subject land is suitable for a telecommunications facility for the following reasons:

- The site has direct line of sight to other proposed towers in the region;
- The site has good access and the development will not create a nuisance to traffic;
- The proposed development will not increase flood hazard;
- The proposed development will not increase bushfire hazard;
- The subject land has not been identified as containing Aboriginal artefacts;
- The proposed facility will not interfere with agricultural land;
- The facility has been designed to comply well within the mandated safety standards set out by the Australian Radiation Protection & Nuclear Safety Agency (ARPANSA) for EME exposure to the general public; and
- Likely impacts are low.

Therefore, Council can be confident in approving the telecommunications facility as it will satisfy an essential community need.

We trust the details of the Development Application set out above and attached are satisfactory.

Thank you for your consideration and please do not hesitate to contact the writer if further information is required.

Yours Sincerely

Wendy Wood | Lead Town Planner

Environmental EME Report

Location 34 Dalwallinu-Kalannie Rd, Dalwallinu WA 6609

Date 20/10/2023

RFNSA No. 6609006

How does this report work?

This report provides a summary of levels of radiofrequency (RF) electromagnetic energy (EME) around the wireless base station at 34 Dalwallinu-Kalannie Rd, Dalwallinu WA 6609. These levels have been calculated by Field Solutions Group using methodology developed by the Australian Radiation Protection and Nuclear Safety Agency (ARPANSA). A document describing how to interpret this report is available at ARPANSA's website:

[A Guide to the Environmental Report.](#)

A snapshot of calculated EME levels at this site

There are currently no existing radio systems for this site.

The maximum EME level calculated for the **proposed** changes at this site is

0.04%

out of 100% of the public exposure limit, 354 m from the location.



EME levels with the proposed changes

Distance from the site	Percentage of the public exposure limit
0-50 m	0.03%
50-100 m	0.01%
100-200 m	Less than 0.01%
200-300 m	0.03%
300-400 m	0.04%
400-500 m	0.03%

For additional information please refer to the EME ARPANSA Report annexure for this site which can be found at <http://www.rfnsa.com.au/6609006>.

Radio systems at the site

This base station currently has equipment for transmitting the services listed under the existing configuration. The proposal would modify the base station to include all the services listed under the proposed configuration.

Carrier	Existing		Proposed	
	Systems	Configuration	Systems	Configuration
Field Solutions Group			4G	LTE2100 (proposed), Cambium (proposed)

An in-depth look at calculated EME levels at this site

This table provides calculations of RF EME at different distances from the base station for emissions from existing equipment alone and for emissions from existing equipment and proposed equipment combined. All EME levels are relative to 1.5 m above ground and all distances from the site are in 360° circular bands.

Distance from the site	Existing configuration			Proposed configuration		
	Electric field (V/m)	Power density (mW/m ²)	Percentage of the public exposure limit	Electric field (V/m)	Power density (mW/m ²)	Percentage of the public exposure limit
0-50m				1.11	3.25	0.03%
50-100m				0.65	1.12	0.01%
100-200m				0.49	0.64	Less than 0.01%
200-300m				1.12	3.31	0.03%
300-400m				1.17	3.64	0.04%
400-500m				1.07	3.07	0.03%

Calculated EME levels at other areas of interest

This table contains calculations of the maximum EME levels at selected areas of interest, identified through consultation requirements of the [Communications Alliance Ltd Deployment Code C564:2020](#) or other means. Calculations are performed over the indicated height range and include all existing and any proposed radio systems for this site.

Maximum cumulative EME level for the proposed configuration

Location	Height range	Electric field (V/m)	Power density (mW/m ²)	Percentage of the public exposure limit
Homestead	0-5 m	0.52	0.73	Less than 0.01%
Building	0-5 m	0.86	1.97	0.02%
The Old Covent Dalwalinu Guest House	0-5 m	1.24	4.05	0.04%

DP219617



Dalwallinu-Kalannie Rd

32m Setback to Northern Boundary

Access to site via existing
access road along Dalwallinu-Kalannie Rd
at -30.286780, 116.668285

Proposed new FSG 45m tower
-30.287128, 116.6692248
Solar 30m x 30m

LOT280
DP301405

ACCESS ROAD

53m Setback to Eastern Boundary

Old Great Northern Hwy

DP228281

LEGEND

- Road
- Access Road
- Lot Boundaries
- Selected Lot Boundaries
- Compound Fencing

Rev	Date	Description	Consultant	QAD Designer	Verifier	Approver
A	23/08/2023	DRAFT				
B						
C						
D						
E						
F						
G						
H						
I						
J						
K						
L						
M						
N						
O						
P						
Q						
R						
S						
T						
U						
V						
W						
X						
Y						
Z						



Project:
REGIONAL AUSTRALIA
NETWORK
SITE No: P6DALW001
DALWALLINU
34 Dalwallinu-Kalannie Rd

Drawing Title:

SITE LAYOUT HIGH LEVEL

Drawing Status:

DRAFT

Drawing No.

P6DALW001-G3

Revision:

A

DO NOT SCALE

This page has been left intentionally blank





Department of
Planning



STATE PLANNING POLICY

5.2

Telecommunications Infrastructure

September 2015

*Prepared under Part Three of the Planning
and Development Act 2005 by the Western
Australian Planning Commission*

Disclaimer

This document has been published by the Department of Planning on behalf of the Western Australian Planning Commission. Any representation, statement, opinion or advice expressed or implied in this publication is made in good faith and on the basis that the Government, its employees and agents are not liable for any damage or loss whatsoever which may occur as a result of action taken or not taken, as the case may be, in respect of any representation, statement, opinion or advice referred to herein. Professional advice should be obtained before applying the information contained in this document to particular circumstances.

© Western Australian Planning Commission

Published by the
Western Australian Planning Commission
Gordon Stephenson House
140 William Street
Perth WA 6000

Locked Bag 2506
Perth WA 6001

Published September 2015

website: www.planning.wa.gov.au
email: corporate@planning.wa.gov.au

tel: 08 6551 9000
fax: 08 6551 9001
National Relay Service: 13 36 77
infoline: 1800 626 477

This document is available in alternative formats on application to Communication Services.

CONTENTS

[click to follow](#)

1	CITATION	1
2	POLICY INTENT	1
3	BACKGROUND	1
3.1.	Electromagnetic Emissions (EME)	1
3.2.	Where this policy applies	1
3.3.	Above ground telecommunications infrastructure	2
3.4.	Below ground telecommunications infrastructure	2
3.5.	Policy exemptions	3
3.6.	When this policy should be applied	3
3.7.	Relationship of this policy to Commonwealth legislation	3
4	POLICY OBJECTIVES	4
5	POLICY MEASURES	4
5.1.	Visual Impacts	4
6	IMPLEMENTATION	5
6.1.	Local planning schemes and local planning policies	5
6.2.	Local structure planning	5
6.3.	Development	5
7.	DEFINITIONS	6

1. CITATION

This is a State Planning Policy prepared under Part 3 of the *Planning and Development Act 2005*. This policy may be cited as *State Planning Policy 5.2: Telecommunications Infrastructure Policy*.

After this policy has been gazetted, Statement of Planning Policy 5.2 Telecommunications Infrastructure (2004) will be repealed.

2. POLICY INTENT

Installation of telecommunications network infrastructure usually involves the development of land and/or alteration to the appearance of buildings or structures, which may have visual impacts. This planning policy aims to balance the need for effective telecommunications services and effective roll-out of networks, with the community interest in protecting the visual character of local areas. Using a set of land use planning policy measures, the policy intends to provide clear guidance pertaining to the siting, location and design of telecommunications infrastructure.

3. BACKGROUND

Adequate and reliable telecommunications are essential for all aspects of contemporary community life, from supporting the State's economy to creating and maintaining connected and cohesive social networks. Contact between emergency services and the community increasingly relies on the telecommunications networks.

The importance of telecommunications services in Western Australia is recognised in the Western Australian Planning Commission's (WAPC's) *State Planning Strategy 2050* (2014), which advocates for the provision of an effective state-wide telecommunications network. This network includes both above and below ground infrastructure to support both fixed line and wireless telecommunications.

3.1 Electromagnetic Emissions (EME)

The use of mobile telephones has raised public concern about possible health issues associated with exposure to electromagnetic emissions. However, telecommunications carriers must comply with the Australian Communications and Media Authority (ACMA) *Radiocommunications Licence Conditions (Apparatus Licence) Determination 2003*. These licence conditions make mandatory the limits in the Australian Radiation Protection and Nuclear Safety Agency (ARPANSA) *Radiofrequency (RF) Standard* which sets limits for human exposure to RF electromagnetic fields from all sources, including telecommunications infrastructure. ARPANSA is the primary Commonwealth agency responsible for protecting the health and safety of people and the environment from the harmful effects of radiation.

Measurement surveys undertaken by ARPANSA demonstrate that environmental radiofrequency levels near base stations for the mobile telephone network are extremely low. The ARPANSA surveys reported that typical exposures to radiofrequency fields were well below one per cent of the Standard's public exposure limits. It concluded that *"given the very low levels recorded and the relatively low power of these types of transmitters, it is unlikely that the radiofrequency radiation from base stations would cause any adverse health effects, based on current medical research"*.

Standards set by ARPANSA incorporate substantial safety margins to address human health and safety matters; therefore it is not within the scope of this Policy to address health and safety matters. Based on ARPANSA's findings, setback distances for telecommunications infrastructure are not to be set out in local planning schemes or local planning policies to address health or safety standards for human exposure to electromagnetic emissions.

3.2 Where this policy applies

This policy applies throughout Western Australia in respect to above and below ground telecommunications infrastructure other than those facilities exempted under the Commonwealth *Telecommunications Act 1997* (Telecommunications Act). (See Section 3.5 Policy Exemptions for further information)

All other facilities constitute 'development' under the *Planning and Development Act 2005* and development approval may be required from the relevant planning authority. Separate approval may also be required from other government agencies under other legislation.

3.3 Above ground telecommunications infrastructure

For the purposes of this policy, above ground telecommunications infrastructure refers to any line, equipment, apparatus, tower, antenna or any other structure that is visible above ground level.

3.3.1 Mobile telephone networks

Mobile telephone networks operate through base stations, which incorporate a radio transmitter, a receiver and an antenna. Base stations provide coverage to a geographic area known as a 'cell', which may vary in size but generally has a radius of up to 10 kilometres. Each cell has its own transceiver which sends and receives radio signals throughout its specified zone.

The location of new mobile telephone base stations needs to be carefully considered in relation to existing base stations, to ensure that the network functions effectively. Mobile telephone antennas generally need to be mounted clear of surrounding obstructions like trees and buildings to avoid loss of reception and to allow each mobile telephone base station to cover its intended cell with minimum transmitter power. They must also be sited where they will not interfere with neighbouring cells. The more base stations of a particular carrier there are in an area, the smaller the cells, which means the power and energy levels of each station are generally lower. In areas of high mobile use there are many small cells to meet traffic demands, maintaining service quality and capacity. Antennas do not need to be very high and can be installed on building roofs or small poles. If additional base stations are needed in areas where mobile network coverage already exists, demand may be met by adding

more panels to existing towers, or by constructing new towers. In areas of low mobile use, the cells are larger and the antennae are mounted on taller masts and towers.

As telecommunications networks expand due to increasing demand for mobile telephone and data services, the location, siting and design of proposed facilities becomes critical.

3.3.2 National Broadband Network fixed wireless broadband towers

National Broadband Network (NBN) fixed wireless broadband towers are usually bigger than mobile phone towers, and are more likely to be required in metropolitan fringe and regional areas.

Fixed wireless technology can transmit data at broadband speeds using radio signals instead of cables. This technology uses fixed transmission towers or base stations to communicate 'over the air' with the NBN installed equipment within the home or business. Line of sight from the tower to the equipment at the home or business is essential. Western Australia is a vast state with complex geography and fixed wireless technology enables access to NBN services in locations that are difficult or not cost effective to reach with fixed line technology.

3.3.3 Amateur radio equipment

The amateur service is designed primarily to facilitate hobby radio communications and for technical experimentation and operates on specified frequency bands. Amateur radio operators communicate using transmission modes including, but not limited to, Morse code, telephony and data.

Anyone can listen to the amateur bands using a receiver, but to transmit, operator qualifications and a licence issued by the Australian Communications and Media Association (ACMA) are required.

An amateur apparatus licence is issued to authorise a station that:

- a) is operated for the purposes of self-training in radio communications; intercommunication using radio communications; and technical investigation into radio communications by persons who do so solely with a personal aim, and who have no pecuniary interest in the outcome of the operations of the station;
- b) is operated on amateur frequencies or amateur frequency bands; and
- c) may participate in the amateur-satellite service.

3.4 Below ground telecommunications infrastructure

For the purposes of this policy, below ground infrastructure refers to pit and pipe infrastructure used to house fixed line (fibre, Hybrid Fibre Coaxial, copper) to carry voice and data services.

In accordance with the Fibre Deployment Amendment 2011 to the Telecommunications Act, developers that are corporations are required to provide fibre-ready pit and pipe infrastructure to new developments that are within the National Broadband Network Corporations' (NBN Co) fibre footprint.

Developers of all new developments are encouraged to engage with a telecommunications carrier to ensure that pit and pipe infrastructure complies with industry specifications or any standards set by the ACMA.

3.5 Policy exemptions

Some telecommunications facilities are exempted from development approval under the Telecommunications Act.

Schedule 3 of the Telecommunications Act and related subordinate legislation provides telecommunications carriers with powers to enter land to inspect land, maintain facilities and install certain types of facilities (known as low-impact facilities), and immunity from some state and territory laws, including planning laws, when carrying out these activities.

Schedule 3 of the Telecommunications Act includes:

- low-impact facilities described in the Telecommunications (*Low-Impact Facilities*) Determination 1997 and all existing and future amendments, when installed by a carrier;
- a temporary defence facility; and
- a facility authorised by a Facilities Installation Permit issued under the Telecommunication Act.

Carriers seeking to install low-impact facilities are required to comply with Schedule 3 of the Telecommunications Act and the Telecommunications Code of Practice 1997.

3.6 When this policy should be applied

Due regard should be given to this policy by State and local government planning decision-makers for:

- a) The preparation and assessment of local planning schemes and local planning policies;
- b) The preparation of local structure plans; and
- c) Development proposals for telecommunications infrastructure.

3.7 Relationship of this policy to Commonwealth legislation

The Telecommunications Act provides the regulatory framework for the Australian telecommunications industry. All telecommunications carriers and service providers must comply with the Act and its subordinate legislation. The ACMA is empowered through the Telecommunications Act to regulate and monitor the performance of the industry, and reports to the Minister for Communications annually.

Relevant amendments to the Telecommunications Act include:

- *Telecommunications Legislation Amendment (Fibre Deployment) Act 2011* - This amendment to the Telecommunications Act provides a framework for the roll-out of the National Broadband Network, specifically the deployment of optical fibre lines and fibre-ready infrastructure.

Other relevant Commonwealth legislation and subordinate codes include:

- *National Broadband Network Companies Act 2011* – This Act provides a regulatory framework for NBN Corporations that promotes the long term interests of end-users of carriage services or of services provided by means of carriage services; and
- *Mobile Phone Base Station Deployment Industry Code (C564:2011)* – This code applies a precautionary approach to the deployment of mobile telephone infrastructure to ensure that the exposure of the community to EME is minimised. It also sets out a consultation procedure for infrastructure development that does not require development approval (low impact facilities).

This policy complements the Telecommunications Act and other relevant and subordinate legislation.

4. POLICY OBJECTIVES

The objectives of this policy are to:

- a) facilitate the provision of telecommunications infrastructure in an efficient and environmentally responsible manner to meet community needs;
- b) manage the environmental, cultural heritage, visual and social impacts of telecommunications infrastructure;
- c) ensure that telecommunications infrastructure is included in relevant planning processes as essential infrastructure for business, personal and emergency reasons; and,
- d) promote a consistent approach in the preparation, assessment and determination of planning decisions for telecommunications infrastructure.

5. POLICY MEASURES

5.1 Visual impacts

For telecommunications infrastructure to be effective, structures are generally located prominently, at high points in the landscape or on top of buildings, where they are more likely to be visible to the public.

The planning authority may exercise discretion in addressing the visual impacts of telecommunications infrastructure. Visual impacts of an infrastructure development proposal should be assessed by applying the following set of policy measures to guide the location, siting and design of the structure.

5.1.1 The benefit of improved telecommunications services should be balanced with the visual impact on the surrounding area.

- i) Assessment of the visual impact of development proposals for telecommunications infrastructure should be made on a case by case basis;
- ii) Telecommunications infrastructure should be sited and designed to minimise visual impact and whenever possible:
 - a) be located where it will not be prominently visible from significant viewing locations such as scenic routes, lookouts and recreation sites;
 - b) be located to avoid detracting from a significant view of a heritage item or place, a landmark, a streetscape, vista or a panorama, whether viewed from public or private land;
 - c) not be located on sites where environmental, cultural heritage, social and visual landscape values maybe compromised and

- d) display design features, including scale, materials, external colours and finishes that are sympathetic to the surrounding landscape;
- iii) In addition to the existing exemptions under the Telecommunication Act, local governments should consider exempting telecommunications infrastructure from the requirement for development approval where:
 - a) The infrastructure has a maximum height of 30 metres from finished ground level;
 - b) The proposal complies with the policy measures outlined in this policy; and
 - c) The proponent has undertaken notification of the proposal in a similar manner to 'low impact facilities' as defined and set out in the Mobile Phone Base Station Deployment Industry Code (C564:2011);
- iv) Telecommunications infrastructure should be located where it will facilitate continuous network coverage and/or improved telecommunications services to the community; and
- v) Telecommunications infrastructure should be co-located and whenever possible:
 - a) Cables and lines should be located within an existing underground conduit or duct; and
 - B) Overhead lines and towers should be co-located with existing infrastructure and/or within existing infrastructure corridors and/or mounted on existing or proposed buildings.

Section 6.3.1 provides guidance on what applicants should submit in support of a development application to assist planning assessment.

6. IMPLEMENTATION

This policy is given effect by the *Planning and Development Act 2005*. Telecommunications infrastructure should be included as a relevant planning consideration in the preparation and assessment of local planning schemes and local planning policies, structure plans (at the local level) and development applications.

6.1 Local planning schemes and local planning policies

When preparing or reviewing local planning schemes or local planning policies, local governments should ensure that:

- a) Telecommunications infrastructure is included in the zoning table as a land use;
- b) Telecommunications infrastructure is not designated as a 'use not permitted' (X) by the scheme in any zone in the zoning table;
- c) In zones where the location of telecommunications infrastructure is supported, telecommunications infrastructure is designated as a permitted use (P) in the zoning table;
- d) In zones where telecommunications infrastructure is permitted, the Scheme provides guidance on development approval exemptions;
- e) Buffer zones and/or setback distances are not included in local planning schemes or local planning policies; and
- a) Schemes and policies adhere to the policy measures outlined in Section 5 of this policy.

6.2 Structure planning at the local level

- a) In the preparation and assessment of structure plans at the local level, consideration should be given to the need for telecommunications services in supporting documentation. Early consideration of wireless and mobile phone telecommunication system requirements allows for them to be incorporated into the design process and mitigate any potential visual impacts to the community.

6.3 Development

In considering a development application, the local government should give consideration to:

- a) The extent to which the proposal adheres to the policy measures outlined in Section 5 of this policy
- b) The need for services to be located to optimise coverage; and
- c) Documentation to be submitted under Section 6.3.1 of this Policy.

The advertising period for a development proposal should be no more than 21 days.

6.3.1 Information to be submitted when lodging a development application

In addition to the requirements for development applications under the relevant local planning scheme, development applications for telecommunications infrastructure are to include the following information:

- a) a report demonstrating compliance with the Mobile Phone Base Station Deployment Industry Code

(C564:2011), excluding Sections 6 and 7 (which only apply to developments that do not require development approval);

- b) a statement and/or a map indicating the extent to which the proposed facility addresses the network capacity for future demand and/or current gaps in service;
- c) a statement about the extent to which the proposed facility complies with any relevant local planning scheme or planning policy adopted under a scheme and (if applicable) justification for any variation from the relevant scheme or policy provisions;
- d) plans and coloured graphic illustrations, including photo simulations, showing the type of facility and its relationship with adjacent development, including the proposal's elevations showing the extent, height and appearance, proposed materials and colour, any screening or fencing, and any external lighting;
- e) details of any significant environmental constraints, including those associated with the species, condition and significance of any vegetation to be removed;
- f) map and a statement about where the proposed facility is to be located. If the facility is proposed within an infrastructure easement or corridor, consultation with other users is to be demonstrated; and
- g) a statement explaining how the proposed facility addresses the policy measures for the location, siting and design of telecommunications infrastructure set out in Section 5.1.1 of this Policy.

7. DEFINITIONS

Telecommunications Carrier has the same meaning given to the term in the *Telecommunications Act 1997*.

Fibre-ready Facility has the same meaning given to the term in the *Telecommunications Act 1997*.

Relevant health and safety standard means health and safety standards specified for the installation and operation of telecommunications facilities under the:

- *(Commonwealth) Telecommunications Code of Practice 1997;*
- *(Commonwealth) Radiocommunications Act 1992;*
- *Mobile Phone Base Station Deployment Industry Code (C564:2011) (this is a document prepared by the Communications Alliance and registered with the ACMA as an Industry Code)*

Telecommunications infrastructure means any part of the infrastructure of a telecommunications network and includes any line, equipment, apparatus, tower, antenna, tunnel, duct, hole, pit, or other structure used, or for use, in or in connection with a telecommunications network.

Service provider has the same meaning given to the term in the *Telecommunications Act 1997*

National Broadband Network has the same meaning given to the term in the *National Broadband Companies Act 2011*

National Broadband Network Corporation has the same meaning given to the term in the *National Broadband Companies Act 2011*

Radiocommunications has the same meaning given to the term in the *Radiocommunications Act 1992*

Pit and pipe infrastructure refers to pits and conduits installed in subdivisions to house fixed line telecommunications cable.

Fibre-ready facility has the same meaning given to the term in the *Telecommunications Act 1997*

Carriage services include services for carrying communications, for example telephone services, Internet access services and Voice over Internet Protocol (VoIP) services.

9.3.2 Telecommunications infrastructure (DA 102324) - Lot 400 Great Northern Highway, Pithara*

Report Date	19 December 2023
Applicant	Field Solutions Group
File Ref	A8948
Previous Meeting Reference	Nil
Prepared by	Doug Burke, Manager Planning & Development Services
Supervised by	Jean Knight, Chief Executive Officer
Disclosure of interest	Nil
Voting Requirements	Simple Majority
Attachments	Supporting Documentation

Purpose of Report

Council is requested to consider an application for approval to allow for the proposed development of a 'Telecommunications Facility' on the subject land as submitted by the applicant on 7 December 2023.

The proposed development requires discretionary approval from the Council.

It is recommended that the proposed development be approved subject to given conditions.

Background

Subject Property:	Lot 400 Great Northern Highway, Pithara
Land Use Zoning:	Rural
Property Owner:	G & M Lehmann
Applicant:	Field Solutions Group
Consent Authority:	Shire of Dalwallinu Council
Proposed Development:	Telecommunications infrastructure
Value of Development:	\$243K
Outside Consultation:	Nil required

The proposal is for developing the site with telecommunications infrastructure (refer to 9.1.1 Attachment A). The proposal centres around a 45m lattice-work telecommunications tower accompanied by associated equipment and security fencing.

Telecommunications infrastructure is defined under the Planning and Development (Local Planning Schemes) Regulations 2015 as being:

premises used to accommodate the infrastructure used by or in connection with a telecommunications network including any line, equipment, apparatus, tower, antenna, tunnel, duct, hole, pit or other structure related to the network;



The subject property is zoned 'Rural' under the *Shire of Dalwallinu Planning Scheme N° 2*. Telecommunications infrastructure is a discretionary type development that requires the approval of the Council acting as the planning authority.

The predominant land use on the subject site is broad acre cereal cropping. The property is 663 ha in area and adjoins the Great Northern Highway located to the east. There are no significant stands of remnant natural vegetation left on the property. There are a few buildings constructed on the property that have long ago been abandoned and left derelict.



Site of Proposed Development

Consultation

Nil required under Part 4 of the *Shire of Dalwallinu Local Planning Scheme No.2*

Legislative Implications

State

Planning and Development Act 2005

The *Planning and Development Act 2005* directs that that any development referred to within the Scheme is not to be commenced or carried out without approval being obtained. Any determination of an application for such development is to be considered under those matters referred to in the *Planning and Development (Local Planning Schemes) Regulation 2015*.

In considering an application for development approval, Council is to have due regard to the following matters to the extent that, in the opinion of Council, those matters that are relevant to the development the subject of the application. In assessing the development application, the matters



listed in Section 67 of the *Planning and Development (Local Planning Schemes) Regulation 2015* have been taken into consideration for the preparation of this report and are addressed as follows:

'Matters for Consideration'	Comments
The aims and provisions of this Scheme and any other local planning scheme operating within the Scheme area	<p>The following Schemes are applicable:</p> <p><i>Shire of Dalwallinu Planning Scheme N^o 2</i></p> <p>The applicable objective for the Rural land use zone is:</p> <p><i>'To prevent any development that may affect the viability of a holding.'</i></p>
The requirements of orderly and proper planning including any proposed local planning scheme or amendment to this Scheme that has been advertised under the <i>Planning and Development (Local Planning Schemes) Regulations 2015</i> or any other proposed planning instrument that the local government is seriously considering adopting or approving.	<p>There are no proposed amendments in progress that would affect a determination.</p> <p>There are no other planning instruments currently being considered.</p>
Any approved State planning policy	<p>State Planning Policy 5.2 – Telecommunications Infrastructure.</p> <p>Refer to Section 6.3 of 9.1.1.2 Attachment B</p>
Any environmental protection policy approved under the <i>Environmental Protection Act 1986</i> section 31(d)	Nil identified.
Any policy of the Commission	Nil applicable
Any policy of the State	Nil applicable
Any local planning policy for the Scheme area	Nil applicable



Any structure plan, activity centre plan or local development plan that relates to the development	Nil applicable
Any report of the review of the local planning scheme that has been published under the <i>Planning and Development (Local Planning Schemes) Regulations 2015</i>	Nil applicable
In the case of land reserved under this Scheme, the objectives for the reserve and the additional and permitted uses identified in this Scheme for the reserve	Not applicable
The built heritage conservation of any place that is of cultural significance;	No items of cultural significance noted
The effect of the proposal on the cultural heritage significance of the area in which the development is located;	Nil impact
The compatibility of the development with its setting including the relationship of the development to development on adjoining land or on other land in the locality including, but not limited to, the effect of the height, bulk, scale, orientation and appearance of the development	The proposed development is regarded as being ancillary to existing development on the site and suitable in the context of its siting.
The amenity of the locality including the following — (i) environmental impacts of the development; (ii) the character of the locality; (iii) social impacts of the development	Nil issues identified
The likely effect of the development on the natural environment or water resources and any means that are proposed to protect or to mitigate impacts on the natural environment or the water resource	Nil



Whether adequate provision has been made for the landscaping of the land to which the application relates and whether any trees or other vegetation on the land should be preserved	<p>The development will require a small footprint on existing property. The surrounding land uses are predominantly rural - agricultural.</p> <p>Native vegetation was cleared from the site many years ago to enable current activities. There is no evidence of significant trees or other vegetation of note that should be retained.</p>
The suitability of the land for the development taking into account the possible risk of flooding, tidal inundation, subsidence, landslip, bush fire, soil erosion, land degradation or any other risk	The land does not have a history of experiencing these types of events.
The suitability of the land for the development taking into account the possible risk to human health or safety	This site is suitable.
<p>the adequacy of —</p> <p>(i) the proposed means of access to and egress from the site; and</p> <p>(ii) arrangements for the loading, unloading, manoeuvring and parking of vehicles</p>	<p>Frontage to one sealed road – Great Northern Highway.</p> <p>Parking and the unloading of vehicles will be a requirement only during the initial building period and during routine maintenance.</p>
The amount of traffic likely to be generated by the development, particularly in relation to the capacity of the road system in the locality and the probable effect on traffic flow and safety	Negligible
<p>The availability and adequacy for the development of the following —</p> <p>(i) public transport services;</p> <p>(ii) public utility services;</p> <p>(iii) storage, management and collection of waste;</p>	<p>N/A</p> <p>The development is not a public access facility and as such the provision of equitable access for pedestrians, cyclists and older people or those with a disability is not envisioned nor set as a requirement.</p>



(iv) access for pedestrians and cyclists (including end of trip storage, toilet and shower facilities);	
(v) access by older people and people with disability	
The potential loss of any community service or benefit resulting from the development other than potential loss that may result from economic competition between new and existing businesses	Nil impact anticipated.
The history of the site where the development is to be located	Cereal cropping
The impact of the development on the community as a whole notwithstanding the impact of the development on particular individuals	None identified
Any submissions received on the application	N/A
The comments or submissions received from any authority consulted under clause 66	N/A
Any other planning consideration the Council considers appropriate	Nil

Policy Implications

Nil

Financial Implications

Nil

Strategic Implications

Nil

Site Inspection

A site inspection was undertaken.



Triple Bottom Line Assessment

Economic implications

There are no known significant economic implications associated with this proposal.

Social implications

There are no known significant social implications associated with this proposal.

Environmental implications

There are no known significant environmental implications associated with this proposal.

Officer Comment

An assessment and recommendation has been prepared (the subject of this report) taking into account all relevant provisions of the Act and associated regulations.

A site inspection was conducted and consideration has been given to the potential impacts upon all lands adjoining or located nearby as per Section 5 of the *State Planning Policy 5.2 – Telecommunications Infrastructure*.

Council may determine an application for development approval by —

- d) granting development approval without conditions; or
- e) granting development approval with conditions; or
- f) refusing to grant development approval.

It is recommended that the proposed development be approved subject to given conditions.

Officer Recommendation

That Council approve the development application (DA 102324) for Lot 400 Great Northern Highway, Pithara pursuant to Section 68(2) of the *Planning and Development (Local Planning Schemes) Regulation 2015* subject to the following conditions:

1. The development (telecommunications infrastructure) is to be carried out in accordance with the documents endorsed with the Shire's stamp, except where amended by other conditions of this consent. If there is any inconsistency between the above documents, the most recent document shall prevail to the extent of the inconsistency. However, the conditions of this consent shall prevail to the extent of any inconsistency;
2. Without further approval from Shire of Dalwallinu Council, in writing, this approval will lapse and have no force or effect after two years of the date of this permit if not substantially commenced.

Officer Recommendation/Council Resolution

MOTION

Moved	Cr
Seconded	Cr





PLANNING REPORT

● Development Application for Telecommunications Facility

Lot 400 DP409245

20981 Great Northern Highway, PITHARA WA 6608

27 November 2023



TABLE OF CONTENTS

1	EXECUTIVE SUMMARY	4
1.1	INTRODUCTION	4
1.2	SUMMARY	4
2	SITE LOCATION AND DESCRIPTION	5
2.1	SUBJECT LAND	5
2.2	ADJOINING AND SURROUNDING DEVELOPMENT	6
2.3	OVERLAYS	7
3	PROPOSED DEVELOPMENT	8
3.1	PROPOSED TELECOMMUNICATIONS FACILITY	8
3.2	ACCESS, TRAFFIC AND PARKING	9
3.3	SERVICES	10
3.4	LANDSCAPING	10
3.5	WASTE	11
3.6	CULTURAL HERITAGE	11
4	LEGISLATIVE MATTERS	12
4.1	PLANNING AND DEVELOPMENT ACT 2005	12
4.2	STATE PLANNING POLICY 5.2 – TELECOMMUNICATIONS INFRASTRUCTURE	12
4.3	STATE PLANNING POLICY 3.7 – PLANNING IN BUSHFIRE PRONE AREAS	12
4.4	MOBILE PHONE BASE STATION DEPLOYMENT INDUSTRY CODE	13
4.5	SHIRE OF DALWALLINU PLANNING SCHEME NO. 2	14
5	CONCLUSION	16



TABLES

Table 1: Summary	4
Table 2: Mobile Phone Base Station Deployment Industry Code C564:2020 objectives	13

FIGURES

Figure 1: Site Location	5
Figure 2: Zone Map	6
Figure 3: Map of Bushfire Prone Areas Source: SLIP	7
Figure 4: Example of Proposed Telecommunications Facility	8
Figure 5: Example of a 4-Bay Outdoor Ground Equipment Cabinet.....	9
Figure 6: Existing Crossover.....	10
Figure 7: Image showing typical vegetation type in the immediate area	11

LIST OF ATTACHMENTS

Attachment	Document
1	Cover Letter
2	Application Form
3	Owner's Consent
4	Certificate of Title
5	Survey Plan
6	FSG Design Drawings

Document Control:

Version	Description	Author	Date
1.0	Final	AL	27/11/2023



1 EXECUTIVE SUMMARY

1.1 INTRODUCTION

We submit a Development Application for Council approval for a Telecommunications Facility over the subject land.

Field Solutions Group provides wireless broadband internet and mobile network services to regional and remote areas across Australia. A telecommunications facility for wireless broadband and mobile networks is proposed and will be part of a wide network to be located throughout the region under the Federal Government's Regional Connectivity Program.

The subject land, being Lot 400 on DP409245, is located at 20981 Great Northern Highway, PITHARA WA 6608. The site is a vacant lot with remnant vegetation scattered across the site.

This development application is made in accordance with the *Planning and Development Act 2005* for assessment under the *Shire of Dalwallinu Local Planning Scheme No. 2*. The subject land is located in the Rural Zone and, under the Zoning Table, a Telecommunications Facility in the Rural Zone is not permitted unless the local government has exercised its discretion by granting development approval after giving notice in accordance with clause 64 of the deemed provisions.

To assist with the processing of the application, we have set out below details of the proposal and supporting information.

1.2 SUMMARY

Table 1: Summary

Address of Subject Land	20981 Great Northern Highway, PITHARA WA 6608
Real Property Description	Lot 400 DP409245
Area of Subject Land	4.0825 hectares
Existing buildings	Vacant lot with scattered remnant vegetation
Road frontages	Great Northern Highway, Great Northern Highway Access Road
Zone	Rural
Overlays	Native Vegetation, Bushfire Prone
Name of Landowner	Graeme John Lehmann & Mark David Lehmann
Easements/Encumbrances	None



2 SITE LOCATION AND DESCRIPTION

2.1 SUBJECT LAND

The subject land, being Lot 400 DP409245, is located at 20981 Great Northern Highway, Pithara, located approximately 8.3km south west of Pithara Town Centre. Please refer to Figure 1 below for location of the subject land.

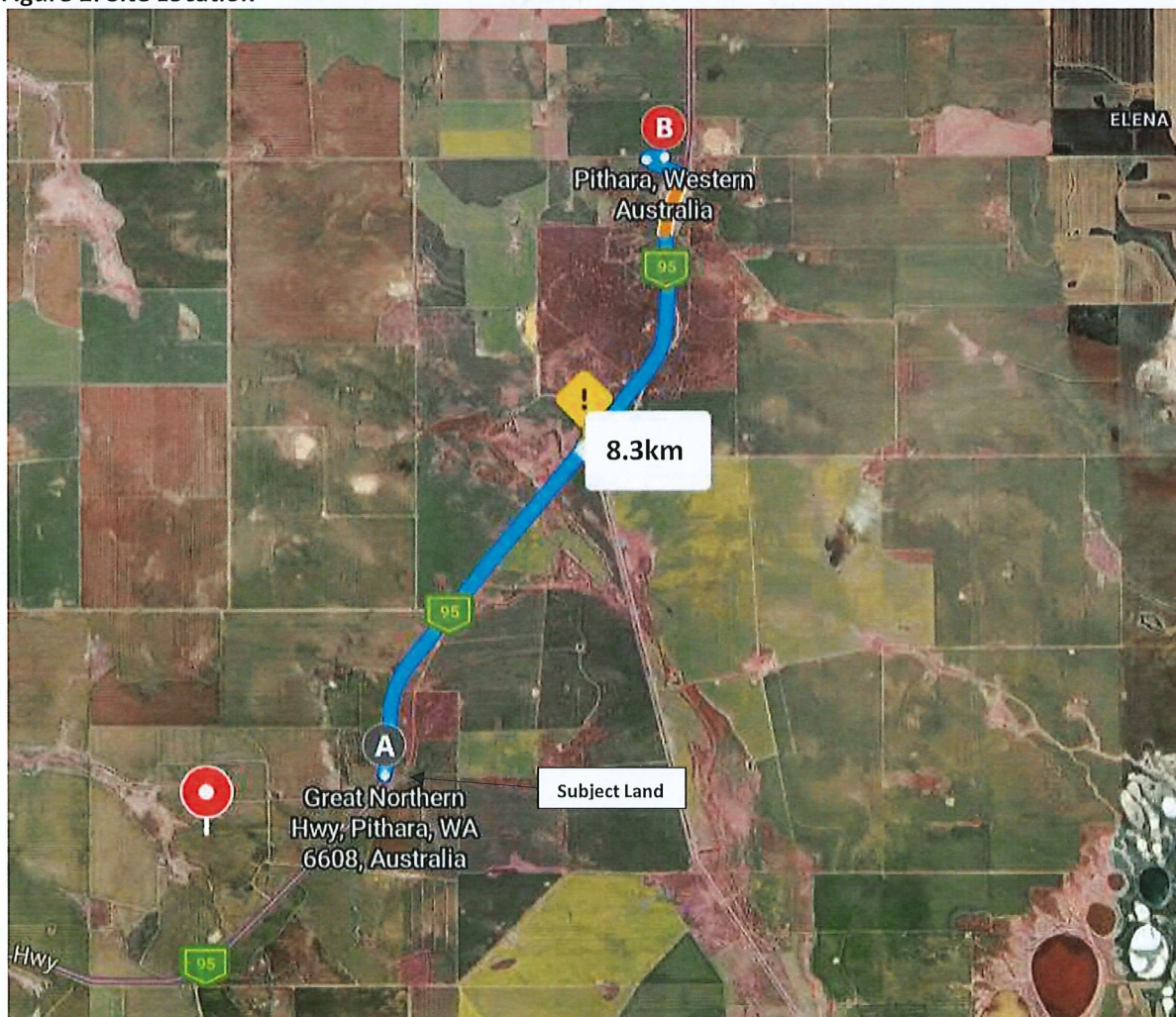
The site is a vacant rural lot and contains remnant vegetation scattered across the site.

The subject land is identified as being located within the Rural Zone according to Local Planning Scheme Map No. 3 of 10.

The site has frontage to the Great Northern Highway and Great Northern Highway Access Road. The site will be accessed via the Great Northern Highway Access Road.

Surrounding land uses are rural in nature. To the North of the subject site is a Public Purpose: Water Supply as seen in figure 2.

Figure 1: Site Location



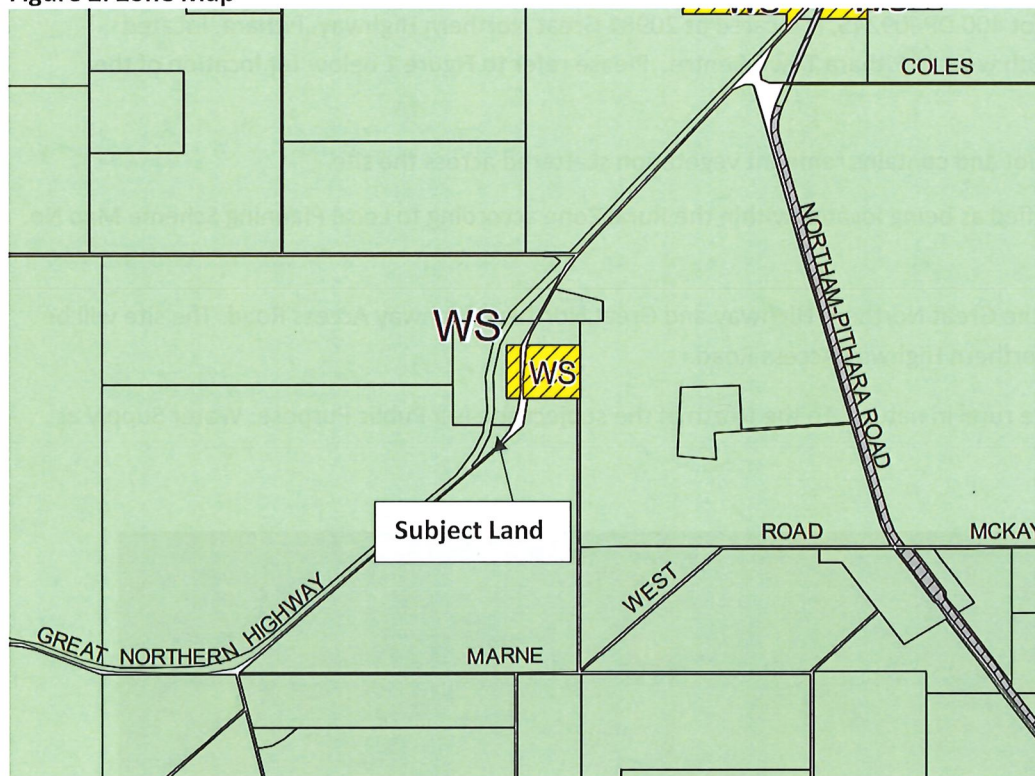
Source | Google Maps



2.2 ADJOINING AND SURROUNDING DEVELOPMENT

The subject land is located in the Rural Zone and is surrounded by rural land. To the North of the subject site is a Public Purpose: Water Supply as seen in figure 2.

Figure 2: Zone Map



LOCAL SCHEME ZONES

 Commercial	 Rural Residential
 General Industry	 Special Use
 Residential	 Townsite
 Rural	

2.3 OVERLAYS

The subject land is affected by the following overlay.

Figure 3: Map of Bushfire Prone Areas | Source: SLIP



Figure 4: Mapping of Native Vegetation Extent Overlay



3 PROPOSED DEVELOPMENT

It is proposed to obtain development consent for a telecommunications facility to be located on the subject land.

3.1 PROPOSED TELECOMMUNICATIONS FACILITY

The proposed development is for a telecommunications facility consisting of:

- 45m telecommunications tower
- Antennas and radiocommunications equipment
- Outdoor ground equipment cabinets
- Security fencing around the proposed facility
- Solar power system

During construction, the components of the tower, fencing and other items will be delivered on a heavy rigid or articulated vehicle. Minor scouring of the site and excavation for footings will be required prior to a concrete base and footings being poured. The tower will then be constructed and fencing and other infrastructure put in place to secure the facility once construction is complete.

The new tower will be located in the Southern corner of the subject land as shown on the Site Plan in **figure 6**. The compound will occupy an area of about 900m² and will be fully fenced.

Figure 5: Example of Proposed Telecommunications Facility





Figure 6: Example of a 4-Bay Outdoor Ground Equipment Cabinet



3.2 ACCESS, TRAFFIC AND PARKING

Access to the site will be via the Great Northern Highway Access Road, via an existing gate as shown in the figure below. The site will not be directly accessible from the Great Northern Highway.

Access to the site by the applicant will be infrequent and will be required for initial construction and then approximately once a year for maintenance. It is expected that the maximum vehicle size visiting the site will be a medium rigid vehicle.

It is not proposed to formalise parking spaces given the infrequent access required to the site.

Figure 7: Access to the site



Figure 7: Existing Crossover



3.3 SERVICES

The telecommunications tower does not have a large footprint and does not create stormwater runoff. Given the tower will be surrounded by a pervious surface, a stormwater management plan has not been prepared.

The telecommunications tower does not need to be connected to a water supply or require effluent disposal.

Electricity will be provided by way of a solar power system.

3.4 LANDSCAPING

The subject land is affected by the Native Vegetation Extent Overlay however the telecommunication facility site will be located outside the Native Vegetation Extent Overlay and no clearing of mature vegetation is required for the proposed development. Please see photo below showing location of proposed facility.

Figure 8: Typical vegetation type in the immediate area



Given the rural nature of the area, it is not proposed to provide additional landscaping.

3.5 WASTE

Once construction is complete, the telecommunications facility will not generate waste and it is not proposed to provide bins.

All construction waste will be removed from the site by contractors.

3.6 CULTURAL HERITAGE

A search of the Aboriginal Cultural Heritage Inquiry System shows that there is no known aboriginal cultural heritage in the vicinity. FSG and its contractors understand the importance of aboriginal artefacts and will take all reasonable and practicable measures to ensure the activity does not harm cultural heritage if anything is found.

A search of the Heritage Council *Inherit* website shows that the site is not located near a 'Heritage Place' therefore it is not expected that there will be any impacts.



4 LEGISLATIVE MATTERS

4.1 PLANNING AND DEVELOPMENT ACT 2005

The *Planning and Development Act 2005* is the overriding legislation for this Development Application. Compliance with the Act and any subordinate legislation will be demonstrated and where any conflict exists with compliance, sufficient justification will be provided.

4.2 STATE PLANNING POLICY 5.2 – TELECOMMUNICATIONS INFRASTRUCTURE

The intent of State Planning Policy 5.2 – Telecommunications Infrastructure is to “balance the need for effective telecommunications services and effective roll-out of networks, with the community interest in protecting the visual character of local areas”.

As stated in the Policy, adequate and reliable telecommunications are essential for all aspects of contemporary community life, from supporting the State’s economy to creating and maintaining connected and cohesive social networks. Contact between emergency services and the community increasingly relies on the telecommunications networks. The importance of telecommunications services in Western Australia is recognised in the Western Australian Planning Commission’s (WAPC’s) State Planning Strategy 2050 (2014), which advocates for the provision of an effective state-wide telecommunications network. This network includes both above and below ground infrastructure to support both fixed line and wireless telecommunications.

The proposed development provides a mobile phone service to a known black spot area and a wireless broadband network through line-of-site towers, thereby complying with the intent of the Policy.

Therefore, the proposal is consistent with the principles set out in the Policy and can be balanced with the need for effective telecommunications services.

4.3 STATE PLANNING POLICY 3.7 – PLANNING IN BUSHFIRE PRONE AREAS

Part of the subject land, and the location of the proposed telecommunications facility, has been identified in the SLIP mapping as being within a Bushfire Prone Area, as shown in Figure 3 above.

The intent of the SPP is “to implement effective, risk-based land use planning and development to preserve life and reduce the impact of bushfire on property and infrastructure”. While the proposed facility is located in a bushfire prone area, the development does not result in an increase of residents or employees, nor does it increase the bushfire threat.

We have made an assessment of the proposed development and confirm that the proposed development mitigates bushfire hazard in the following ways:

- Essential ground equipment will be housed inside a metal outdoor ground unit, thereby protecting infrastructure from potential bushfire threats;
- The tower structure is designed to withstand 40kWm² of radiant heat.
- The outdoor ground unit is expected to withstand ember penetration.
- Access to the site is free from vegetation.

We hope this satisfies any requirement for further reports particularly given the rural nature of the surrounding area.



4.4 MOBILE PHONE BASE STATION DEPLOYMENT INDUSTRY CODE

The *Mobile Phone Base Station Deployment Industry Code C564:2020* (the Code) is designed to:

- allow the community and councils to have greater participation in decisions made by Carriers when deploying mobile phone base stations; and
- provide greater transparency to local community and councils when a Carrier is planning, selecting sites for, installing and operating Mobile Phone Radiocommunications Infrastructure.

The relevant provisions of the Code are addressed below:

Table 2: Mobile Phone Base Station Deployment Industry Code C564:2020 objectives

Objective	Solution
(a) to apply a Precautionary Principle to the deployment of Mobile Phone Radiocommunications Infrastructure;	FSG has applied the Precautionary Principle in selection and design of the proposed site in accordance with Sections 4.1 and 4.2 of the Code. The precautionary principle has been applied in this case to ensure the best outcome for all stakeholders in terms of facility design, site selection, planning, community concerns and environmental concerns.
(b) to provide best practice processes for demonstrating compliance with relevant exposure limits and the protection of the public;	An EME report will be generated to demonstrate compliance with the ARPANSA safety standard for general public exposure limits.
(c) to ensure that the exposure of the community to EME is minimised;	The facility will be designed to operate well within ARPANSA safety standard for radio frequency exposure.
(d) to ensure relevant stakeholders are informed, notified or consulted and engaged with before Mobile Phone Radiocommunications Infrastructure is constructed;	Consultation has been held with Council which resulted in positive feedback due to the benefit to the community of reliable wireless broadband and mobile network. Any relevant stakeholders will be notified during the community engagement stage of the development application.
(e) to specify standards for consultation, information availability and presentation;	General information relating to this proposal will be available for members of the public on the Radio Frequency National Site Archive (RFNSA) website (www.rfnsa.com.au). As the proposal requires Council determination, notification and consultation with relevant stakeholders will be undertaken during the community engagement stage of the development application.
(f) to consider the impact on the wellbeing of the community, physical or otherwise, of Mobile Phone Radiocommunications Infrastructure; and	The proposed location for the facility has been selected to ensure that both coverage objectives are achieved whilst also carefully considering and balancing the appropriateness and proximity to community sensitive locations.



	<p>An EME report will be prepared to demonstrate the applicant's responsible approach to deployment and the extremely low levels of radio frequency exposure to the general public based on the ARPANSA safety standard.</p> <p>The facility is designed to improve and provide reliable wireless broadband and mobile services to the surrounding community and, as a result, it is expected to have a positive impact on social and economic activity.</p>
(g) to ensure Council and community views are incorporated into the Mobile Phone Radiocommunications Infrastructure site selection.	<p>Sites for telecommunications facilities are chosen for elevation, distance to other towers and ease of access. During the site selection process, the Shire of Dalwallinu's requirements were also taken into account in terms of zone objectives, environmental considerations, visual amenity and emissions. It has been shown that, on balance, the site for the telecommunications facility is appropriately located.</p>

4.5 SHIRE OF DALWALLINU PLANNING SCHEME NO. 2

The proposed use will be assessed against the Shire of Dalwallinu Local Planning Scheme No. 2 (the Planning Scheme).

The proposed development will demonstrate compliance with all requirements of the Planning Scheme and, where any conflict exists with compliance, sufficient justification will be provided.

The Planning Scheme refers to the Town Planning Amendment Regulations 1999 which provides a definition for the proposed use as follows:

“telecommunications infrastructure” means land used to accommodate any part of the infrastructure of a telecommunications network and includes any line, equipment, apparatus, tower, antenna, tunnel, duct, hole, pit or other structure used, or for use in or in connection with, a telecommunications network.

The proposed telecommunications facility is consistent with the definition.

The subject land is located in the Rural Zone and the Zoning Table in the Planning Scheme designates Telecommunications Infrastructure as A, which means that the use is not permitted unless the local government has exercised its discretion by granting development approval after giving notice in accordance with clause 64 of the deemed provisions.

Section 64 of Schedule 2 Deemed provisions for local planning schemes of the *Planning and Development (Local Planning Schemes) Regulation 2015* requires advertising of complex applications for development approval. We note that the proposed telecommunications facility, while not a complex application, will require advertising due to the nature of the use.

We have addressed the proposal against the objectives of the Rural Zone under Part 4 of the Planning Scheme as follows:

- *To provide for a range of rural pursuits that are compatible with the capability of the land and retain the rural character and amenity of the locality.*



Response: The proposed telecommunications facility will be located on part of the land that will not interfere with any rural pursuits on the subject land. It is not expected that the facility will impact the amenity of the locality given the location on the outskirts of town.

- *To protect land from urban uses that may jeopardise the future use of that land for other planned purposes that are compatible with the zoning.*

Response: The proposed telecommunications facility is proposed to be located in an area of the property that will not affect the continuation of the rural use on the subject land. Additionally, due to the size and location of the lot, opportunities for future rural uses are unlikely to occur.

- *To support sustainable farming practices and the retention of remnant vegetation.*

Response: It is not proposed to clear mature vegetation on the property and the landscape will be maintained.

- *To prevent any development that may affect the viability of a holding.*

Response: The proposed development is not expected to affect the viability of the holding given the small footprint of 900m².

- *To encourage small scale, low impact tourist accommodation in rural locations.*

Response: Not applicable.

- *To encourage a diversification of rural activities that will reduce the dependency of the rural sector on traditional crops.*

Response: Not applicable.

- *To support the creation of homestead lots in accordance with adopted Local Planning Policy.*

Response: Not applicable.

- *To support mining activities where an environmental management plan has been prepared and is acceptable to the Council and EPA.*

Response: Not applicable.

- *To preclude the disposal of used tyres or any other material that may be detrimental to the quality of the land.*

Response: Not applicable.



5 CONCLUSION

The proposal is for a telecommunications facility which will provide mobile phone and fixed wireless broadband networks to a remote and regional community.

The subject land is suitable for a telecommunications facility for the following reasons:

- The site has direct line of sight to other proposed towers in the region;
- The site has good access and the development will not create a nuisance to traffic;
- The proposed development will not increase flood hazard;
- The proposed development will not increase bushfire hazard;
- The subject land has not been identified as containing Aboriginal artefacts;
- The proposed facility will not interfere with agricultural land;
- The facility will be designed to comply well within the mandated safety standards set out by the Australian Radiation Protection & Nuclear Safety Agency (ARPANSA) for EME exposure to the general public; and
- Likely impacts are low.

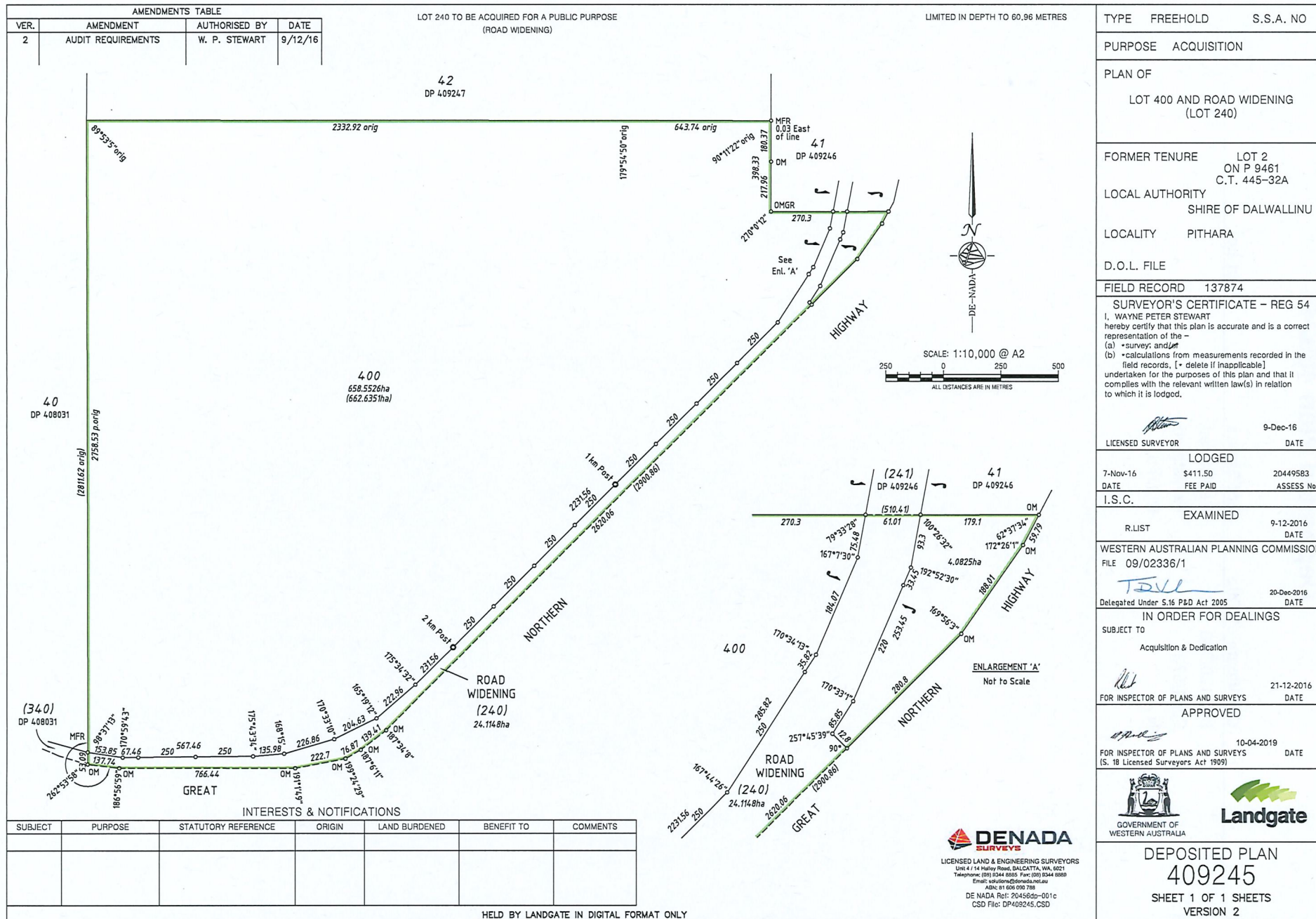
Therefore, Council can be confident in approving the telecommunications facility as it will satisfy an essential community need.







We trust the details of the Development Application set out above and attached are satisfactory.

Thank you for your consideration and please do not hesitate to contact the writer if further information is required.

Yours Sincerely

Angus Lovell | Town Planner



TYPE	FREEHOLD	S.S.A. NO.
PURPOSE	ACQUISITION	
PLAN OF	LOT 400 AND ROAD WIDENING (LOT 240)	
FORMER TENURE	LOT 2 ON P 9461 C.T. 445-32A	
LOCAL AUTHORITY	SHIRE OF DALWALLINU	
LOCALITY	PITHARA	
D.O.L. FILE		
FIELD RECORD	137874	
SURVEYOR'S CERTIFICATE - REG 54 I, WAYNE PETER STEWART hereby certify that this plan is accurate and is a correct representation of the - (a) *survey; and (b) *calculations from measurements recorded in the field records, [- delete if inapplicable] undertaken for the purposes of this plan and that it complies with the relevant written law(s) in relation to which it is lodged.		
		9-Dec-16
LICENSED SURVEYOR		DATE
LODGED		
7-Nov-16	\$411.50	20449583
DATE	FEE PAID	ASSESS No.
I.S.C.		
EXAMINED		
R.LIST		9-12-2016 DATE
WESTERN AUSTRALIAN PLANNING COMMISSION		
FILE 09/02336/1		
		20-Dec-2016 DATE
Delegated Under S.16 P&D Act 2005		
IN ORDER FOR DEALINGS		
SUBJECT TO		
Acquisition & Dedication		
		21-12-2016 DATE
FOR INSPECTOR OF PLANS AND SURVEYS		
APPROVED		
		10-04-2019
FOR INSPECTOR OF PLANS AND SURVEYS		
(S. 18 Licensed Surveyors Act 1909)		
 		
DEPOSITED PLAN		
409245		
SHEET 1 OF 1 SHEETS		
VERSION 2		

Deposited Plan 409245

Lot	Certificate of Title	Lot Status	Part Lot
240	LR3170/340	Registered	
400	2964/573	Registered	
0	N/A	Retired	

9.3 CORPORATE SERVICES

9.3.1 Accounts for Payment for November 2023*

Report Date	19 December 2023
Applicant	Shire of Dalwallinu
File Ref	FM/9 Financial Reporting
Previous Meeting Reference	Nil
Prepared by	Christie Andrews, Finance Officer
Supervised by	Hanna Jolly, Manager Corporate Services
Disclosure of interest	Nil
Voting Requirements	Simple Majority
Attachments	Summary of Accounts for Payment

Purpose of Report

Council is requested to consider the acceptance and approval of the Schedule of Accounts for Payment.

Background

A list of invoices paid for the month of November 2023 from the Municipal Account, to the sum of \$1,285,611.58 paid by EFT is attached together with a list of bank fees, payroll, direct debit payments, loan payments and transfer to Term Deposits. These payments total \$1,549,846.50. There were no payments from the Trust Account. Total payments from all accounts being \$1,549,846.50 have been listed for Council's ratification.

Consultation

In accordance with the requirements of the *Local Government Act 1995* a list of accounts paid, by approval of the Chief Executive Officer under Council's delegated authority, is to be completed for each month showing:

- The payees names
- The amount of the payments
- Sufficient information to identify the payment
- The date of the payment

The attached list meets the requirements of the Financial Regulations,

In addition to the above statutory requirements, Financial Management Regulation Section 13(4) requires 'the total of the other outstanding accounts be calculated and a statement be presented to Council at the next Council meeting'.

Legislative Implications

State

Local Government Act 1995

Local Government (Financial Management) Regulations 1996

Policy Implications

Nil



Financial Implications

Payments are in accordance with the adopted budget for 2023/2024.

Strategic Implications

Nil

Site Inspection

Not applicable

Triple Bottom Line Assessment

Economic implications

There are no known significant economic implications associated with this proposal.

Social implications

There are no known significant social implications associated with this proposal.

Environmental implications

There are no known significant environmental implications associated with this proposal.

Officer Comment

Accounts for Payments are in accordance with the adopted budget for 2023/2024 or authorised by separate resolution.

Officer Recommendation

That Council, in accordance with the requirements of sections 13(1), 13(3), and 13(4) of the *Local Government (Financial Management) Regulations 1996* a list of payments made in November 2023 under Chief Executive Officer's delegated authority is endorsed in respect to the following bank accounts:

Municipal Fund Account totalling \$1,549,846.50 consisting of:

EFT Payments (EFT15176-EFT15326)	\$1,285,611.58
<i>Wex Australia EFT15230 \$3,169.08</i>	
<i>Bunnings EFT15268 \$176.70</i>	
<i>BP Australia EFT 15225 \$94.58</i>	
EFT Payments (Payroll)	\$129,345.29
Direct Debit – Credit Card (DD17484.1)	\$8,074.63
Direct Debit – Fines Enforcement (DD17505.1)	\$83.50
Direct Debit – Superannuation (DD17469.1, & DD17488.1)	\$25,425.31
Direct Debit – Payments to Department of Transport	\$100,262.15
Bank Fees	\$1,044.04



Officer Recommendation/Council Resolution

MOTION

Moved Cr
Seconded Cr

0/0



EFT PAYMENTS FOR THE MONTH OF NOVEMBER 2023

Chq/EFT	Date	Name	Description	Amount
EFT15176	02/11/2023	KEITH LESLIE CARTER	50% of President's Allowance 2023/24	5,000.00
EFT15177	02/11/2023	Redfish Technologies Pty Ltd	Undirectional Condenser boundary mic	450.41
EFT15178	02/11/2023	WESTRAC EQUIPMENT PTY LTD	1000 hrs service kit for DL695	1,071.31
EFT15179	02/11/2023	RBC - RURAL	Meterplan charge for admin photocopiers - Oct 23	646.94
EFT15180	02/11/2023	TELSTRA	Assorted phone usage to 7/11, service/rental to 18/11	100.36
EFT15181	02/11/2023	OFFICEWORKS	Stationery for EA	550.20
EFT15182	02/11/2023	SYNERGY	Electricity Usage Aug - Sep 23	4,393.56
EFT15183	02/11/2023	DEPARTMENT OF FIRE AND EMERGENCY SERVICES	ESL for Shire properties 2023-24	7,012.71
EFT15184	02/11/2023	Team Global Express Pty Ltd	Freight charges Sep - Oct 23	1,165.12
EFT15185	02/11/2023	REFUEL AUSTRALIA	Diesel for Shire Depot	34,631.40
EFT15186	02/11/2023	G & M COUNSEL	Rates refund A6487	147.24
EFT15187	02/11/2023	SHERMAC AUSTRALIA PTY LTD	Rates refund A28702	1,640.15
EFT15188	02/11/2023	J & B SAWYER	Gravel for Dalwallinu North Road works	4,024.00
EFT15189	02/11/2023	QUALITY PRESS	BFS Permit To Set Fire To Bush books	293.70
EFT15190	02/11/2023	STEVEN CLIFFORD CARTER	50% of Deputy President allowance 2023/24	1,250.00
EFT15191	02/11/2023	WILSONS SIGN SOLUTIONS	3 Councillor Name Plates	66.00
EFT15192	02/11/2023	DALLY SCRAPPERS GROUP	Return of venue & key bond	770.00
EFT15193	02/11/2023	Daimler Trucks Perth	Assorted parts for DL147	1,737.98
EFT15194	02/11/2023	LGIS WA	Second instalment of various insurance charges	152,405.50
EFT15195	02/11/2023	AMPAC DEBT RECOVERY	Debt recovery costs for Oct 23	2,744.20
EFT15196	02/11/2023	CENTRAL WHEATBELT BIOSECURITY ASSOC. INC	Refund of venue bond for hire	210.00
EFT15197	02/11/2023	DALLCON	Drainage materials for Pithara East Road	28,105.00
EFT15198	02/11/2023	P & J Transport Pty Ltd	Freight charges - Sep/Oct 23	315.70
EFT15199	02/11/2023	LIBERTY PLUMBING & GAS	Assorted plumbing works - Oct 23	5,050.00
EFT15200	02/11/2023	TOTALLY WORKWEAR JOONDALUP	Uniforms & embroidery for Admin Staff	289.60
EFT15201	02/11/2023	WA CONTRACT RANGER SERVICES PTY LTD	Fire break Inspections - Oct 23	1,782.00
EFT15202	02/11/2023	CHITTERING PEST & WEED	Annual rodent treatment and spider spray for Shire properties	11,010.00
EFT15203	02/11/2023	KALANNIE AGQUIP	Chainmesh for Kalannie oval	354.00
EFT15204	02/11/2023	RICOH FINANCE	Lease fees photocopiers to 13/12/23	390.61
EFT15205	02/11/2023	DOMAIN DIGITAL	TP Link Wireless USB adapter for EA	49.50
EFT15206	02/11/2023	Micah Jed Jackson	Return of venue & key bonds	280.00
EFT15207	02/11/2023	Kleen West Distributors	Cleaning products for Dalwallinu Shire	1,687.35

Chq/EFT	Date	Name	Description	Amount
EFT15208	02/11/2023	Sanders Family Trust	Repairs to Kalannie Sports Pavilion	2,585.00
EFT15209	02/11/2023	Three Sons Pty Ltd	Provision of GP Services & cleaning contribution to 31 Dec 23, 2 x Medicals	68,907.37
EFT15210	02/11/2023	Shire Of Mingenew	Velpic on-line training platform usage Jul 23 - Sep 23	288.63
EFT15211	02/11/2023	ARC CLEAN ENERGY PTY LTD	Assorted electrical works - Sep 23	3,277.45
EFT15212	02/11/2023	PRISM CONTRACTING & CONSULTING PTY LTD	Civil Project Management Services WSFN - Oct 23	1,020.03
EFT15213	02/11/2023	H C Construction Services Pty Ltd	Install carport at sewer ponds	3,300.00
EFT15214	02/11/2023	The Spectacle Hut	Return of venue bond	210.00
EFT15215	02/11/2023	BABA MARDA ROAD SERVICES	Traffic control Pithara East Road - Oct 23	27,443.09
EFT15216	02/11/2023	L A & J K Goodwin	Gravel taken for Rabbit Proof Fence Road works	18,458.00
EFT15217	02/11/2023	Fleet Network Pty Ltd	Fleet Network lease payment - Nov 23 23	1,439.89
EFT15218	02/11/2023	Champ Pty Ltd	Library software subscription to 22/10/24	2,530.00
EFT15219	02/11/2023	Francine Boncalon	Return of key and venue bond	280.00
EFT15220	02/11/2023	Wubin Trading Co	Grease & Oil for Oct 23	299.00
EFT15221	02/11/2023	BOEKEMAN MACHINERY	DL 02 Service	399.92
EFT15222	02/11/2023	LANDGATE	Assorted valuations Sep - Oct 23	74.15
EFT15223	02/11/2023	DALWALLINU COMMUNITY RESOURCE CENTRE	Advertising in the Totally Locally - Oct 23	72.90
EFT15224	16/11/2023	On Hold On Line	Monthly on hold message - Nov 23	77.00
EFT15225	16/11/2023	BP AUSTRALIA PTY LTD	Fuel for Kalannie Fire Truck	94.58
EFT15226	16/11/2023	KALANNIE PRIMARY SCHOOL	Kalannie Primary School Dux Award 2023	105.00
EFT15227	16/11/2023	JOHN R WALLIS ENGINEERING	Assorted supplies - Oct 23	753.84
EFT15228	16/11/2023	Sheridan's	Jarrah desk plate & name badge	163.90
EFT15229	16/11/2023	WATER CORPORATION	Water Usage Jul - Nov 23, Service fees Nov - Dec 23	24,015.50
EFT15230	16/11/2023	Wex Australia Pty Ltd	Fuel for Oct 23	3,169.08
EFT15231	16/11/2023	AUSTRALIA POST - SHIRE	Postage charges for Shire admin Oct 23	251.54
EFT15232	16/11/2023	KLEENHEAT GAS	Bulk gas deliveries for Dalwallinu Caravan Park Oct 23	629.51
EFT15233	16/11/2023	BOC LIMITED	Monthly container rental for Oct 23	39.03
EFT15234	16/11/2023	Bridgestone Service Centre Dalwallinu	Hire portable toilet & assorted puncture repairs - Oct 23	341.00
EFT15235	16/11/2023	AVON WASTE	Waste collections for Oct 23 & Rubbish bin purchase	22,504.97
EFT15236	16/11/2023	TELSTRA	Assorted phone usage to 6/11 & service/rental to 6/12	2,138.95
EFT15237	16/11/2023	JENNY'S BAKEHOUSE	Assorted catering & water for gym	332.00
EFT15238	16/11/2023	BURGESS RAWSON (WA) PTY LTD	Water usage Sep - Nov 23	66.23
EFT15239	16/11/2023	METROCOUNT	Assorted road counter parts	704.00
EFT15240	16/11/2023	OFFICEWORKS	Council lollies and Biscuits.	94.30

Chq/EFT	Date	Name	Description	Amount
EFT15241	16/11/2023	SYNERGY	Electricity Usage Aug - Nov 23	25,028.63
EFT15242	16/11/2023	DEPARTMENT OF FIRE AND EMERGENCY SERVICES	ESL Annexure A - 2022/23	115.98
EFT15243	16/11/2023	Team Global Express Pty Ltd	Freight charges Oct 23	189.03
EFT15244	16/11/2023	RW ROACH & CO	Gravel for Pithara East Road works	31,856.00
EFT15245	16/11/2023	STEWART & HEATON CLOTHING CO PTY LTD	Bushfire Uniforms & Equipment	616.39
EFT15246	16/11/2023	REFUEL AUSTRALIA	Diesel & oil for Shire Depot	18,818.21
EFT15247	16/11/2023	AVON MIDLAND COUNTRY ZONE OF WA LG ASSOC.	Membership subscription 2023/24	2,420.00
EFT15248	16/11/2023	FULTON HOGAN INDUSTRIES PTY LTD	EZ Street Pothole Repair	1,958.00
EFT15249	16/11/2023	MAJOR MOTORS PTY LTD	Glovebox lid for DL7504	62.23
EFT15250	16/11/2023	ROWDY'S ELECTRICAL	Electrical works Oct - Nov 23	10,556.87
EFT15251	16/11/2023	Daimler Trucks Perth	Blower fan for DL147	160.59
EFT15252	16/11/2023	AFGRI EQUIPMENT AUSTRALIA PTY LTD	Assorted parts for ride on mower 7 whipper snipper cord	459.98
EFT15253	16/11/2023	IXOM OPERATIONS PTY LTD	Container service fee for Oct 23	84.57
EFT15254	16/11/2023	Doug Burke	Western Power Outage Claim 13-14th Sep 23	120.00
EFT15255	16/11/2023	LIBERTY PLUMBING & GAS	Install Wubin RV Dump point & bathroom upgrade 68 Annetts Rd	12,600.00
EFT15256	16/11/2023	Jean Maree Knight	Western Power Outage claim 13-14 Sep 23	120.00
EFT15257	16/11/2023	DALWALLINU FOODWORKS	Assorted supplies for Admin, Council and Events - Oct 23	560.87
EFT15258	16/11/2023	WEST COAST STABILISERS	Grader Hire & maintenance grading - Oct 23	71,298.47
EFT15259	16/11/2023	KALANNIE AGQUIP	Chainmesh for Kalannie oval	92.00
EFT15260	16/11/2023	E FIRE & SAFETY	6 Monthly fire equipment & emergency lighting inspections	5,938.35
EFT15261	16/11/2023	H&E DOCU-SHRED	Archive box collection and destruction.	990.99
EFT15262	16/11/2023	LANDMARK ENGINEERING & DESIGN PTY LTD	Longreach Park Shelter	12,557.60
EFT15263	16/11/2023	DOMAIN DIGITAL	IT charges - Apr 23, M365 Backup	5,274.79
EFT15264	16/11/2023	TELAIR PTY LTD	NBN service fees - Nov 23	530.29
EFT15265	16/11/2023	JP PROMOTIONS PTY LTD	Pool Manager uniform	149.94
EFT15266	16/11/2023	JULIAN DYER	Crossover contribution - 23 Bell St, Dalwallinu	2,000.00
EFT15267	16/11/2023	Pool Robotics Perth	Wonderbush for pool	291.40
EFT15268	16/11/2023	BUNNINGS TRADE	Christmas lights, assorted items for building & DDC - Oct 23	176.70
EFT15269	16/11/2023	DALWALLINU TRADERS	Assorted goods - Oct 23	2,665.12
EFT15270	16/11/2023	Maximum Drainage	Culvert & drainage works - Cot 23	23,756.48
EFT15271	16/11/2023	PRISM CONTRACTING & CONSULTING PTY LTD	Civil Project Management Services - WSNF Oct 23	1,700.05
EFT15272	16/11/2023	SULLIVAN COMMERCIAL PTY LTD	Market Valuation for two Shire properties	5,830.00
EFT15273	16/11/2023	WILLIAM BUCK AUDIT (WA) PTY LTD	Audit of R2R & LRCI Phase 3 Annual Reports as at 30 June 2023	4,400.00
EFT15274	16/11/2023	St John Ambulance Western Australia Ltd	First aid Course Oct 23	1,900.00

Chq/EFT	Date	Name	Description	Amount
EFT15275	16/11/2023	Dudawa Haulage Pty Ltd	Gravel cartage Oct 23 & rock/metal dust	107,610.88
EFT15276	16/11/2023	BABA MARDA ROAD SERVICES	Traffic Control Pithara East Road - Oct 23	43,882.94
EFT15277	16/11/2023	Kelly Carter	Refund of 1 days hire	100.00
EFT15278	16/11/2023	LASER CORPS WA	Mobile laser Tag Combat Adventure - 08/12 (50%)	1,500.00
EFT15279	16/11/2023	Perth Bouncy Castle Hire	Inflatables and Staff hire 08/12 (50%)	1,584.00
EFT15280	16/11/2023	Fleet Network Pty Ltd	Fleet Network lease payment - Nov 23	1,439.89
EFT15281	16/11/2023	Omnicom Media Group Australia Pty Ltd	RFT2324-02 Design & Construct 2x1 Modular Unit advert	547.76
EFT15282	16/11/2023	Gazz's Maintenance Services	Kalannie Townscape Maintenance & Cleaning - Oct 23	4,309.25
EFT15283	16/11/2023	Wubin Trading Co	Assorted oils - Nov 23	868.00
EFT15284	16/11/2023	GARRY BRIAN REYNOLDS	Rates refund A6383	197.36
EFT15285	16/11/2023	DALWALLINU FOOTBALL & HOCKEY CLUB	Return of assorted bonds	1,560.00
EFT15286	16/11/2023	WA LOCAL GOVERNMENT ASSOCIATION	Elected Member Essential Program Online	869.00
EFT15287	16/11/2023	LANDGATE	Assorted valuations Sep - Oct 23	160.26
EFT15288	16/11/2023	TREVOR WAYNE TEALE	Rates refund A6480	626.58
EFT15289	16/11/2023	DALWALLINU COMMUNITY RESOURCE CENTRE	Advertising in the Totally Locally - Nov 23	72.90
EFT15290	23/11/2023	DALLCON	Concrete delivered to sewerage ponds.	550.00
EFT15291	23/11/2023	Jimwell Hipolito Cruz	Travel reimbursement - training in Perth	799.00
EFT15292	23/11/2023	Via Nerrah Liscano	Return of venue & key bonds	590.00
EFT15293	23/11/2023	Brenton Gregory See	Deposit - Kalannie Community Resource Building Mural	3,767.50
EFT15294	29/11/2023	RBC - RURAL	Meterplan charge for admin photocopiers - Nov 23	1,049.20
EFT15295	29/11/2023	T-QUIP	Repair and replace fuse holder - DL9048	156.95
EFT15296	29/11/2023	JASON SIGNMAKERS	Assorted signs - Nov 23	473.83
EFT15297	29/11/2023	Bridgestone Service Centre Dalwallinu	Portable toilet hire	250.00
EFT15298	29/11/2023	BURGESS RAWSON (WA) PTY LTD	Water usage Sep - Nov 23	293.29
EFT15299	29/11/2023	OFFICEWORKS	November Stationery Order	865.59
EFT15300	29/11/2023	TUDOR HOUSE	Flag pole rope for Admin flag pole	47.00
EFT15301	29/11/2023	Team Global Express Pty Ltd	Freight charges - Nov 23	224.63
EFT15302	29/11/2023	ROWDY'S ELECTRICAL	Assorted electrical works Oct - Nov 23	3,612.44
EFT15303	29/11/2023	THE OLD CONVENT DALWALLINU	Seniors Week Garden Party Event & accommodation	1,480.00
EFT15304	29/11/2023	R N R AUTO ELECTRICS	Diagnose fault - DL9048	253.00
EFT15305	29/11/2023	WCP CIVIL PTY LTD	Wet Mix Pithara East Road	35,495.55
EFT15306	29/11/2023	TOTALLY WORKWEAR JOONDALUP	Admin staff uniform embroidery	79.20
EFT15307	29/11/2023	WA CONTRACT RANGER SERVICES PTY LTD	Fire break Inspections - Nov 23	2,301.75
EFT15308	29/11/2023	Yamatji Marlpa Aboriginal Corporation	Return of venue & key bonds	280.00

Chq/EFT	Date	Name	Description	Amount
EFT15309	29/11/2023	Jessica Frances Moore	Return of venue bond	50.00
EFT15310	29/11/2023	Three Sons Pty Ltd	Preplacement medicals	409.20
EFT15311	29/11/2023	Novus Autoglass	Windscreen replacement for assorted vehicles	5,239.15
EFT15312	29/11/2023	Maximum Drainage	Drainage Works Kalannie Sports Ground	25,426.50
EFT15313	29/11/2023	ARC CLEAN ENERGY PTY LTD	Install power point at 8 Pioneer Place	220.00
EFT15314	29/11/2023	PRISM CONTRACTING & CONSULTING PTY LTD	Civil Project Management Services - WSNF Nov 23	10,880.32
EFT15315	29/11/2023	Midwest Turf Supplies	Dalwallinu & Kalannie oval renovations	72,415.00
EFT15316	29/11/2023	Dudawa Haulage Pty Ltd	Gravel Carting Bell Road - Nov 23	184,745.00
EFT15317	29/11/2023	Sherrin Rentals Pty Ltd	Flat drum roller hire - Nov 23	4,265.25
EFT15318	29/11/2023	BABA MARDA ROAD SERVICES	Traffic Control Pithara East Road - Nov 23	17,988.99
EFT15319	29/11/2023	Tree Tech Australia Pty Ltd	Tree lopping as per Western Power Notices - Kalannie	3,465.00
EFT15320	29/11/2023	Fleet Network Pty Ltd	Fleet Network lease payment - Nov 23	1,439.89
EFT15321	29/11/2023	Overtron Pty Ltd	Rates refund A176	271.92
EFT15322	29/11/2023	CB & NM Sutherland & Co	Yellow sand for Rabbit Proof Fence Road	968.00
EFT15323	29/11/2023	BOEKEMAN MACHINERY	Service DL 89 & Purchase of Hilux Single Cab Ute (DL275)	18,439.73
EFT15324	29/11/2023	QUANTUM SURVEYS PTY LTD	Pick up and design Pithara East Road	20,384.65
EFT15325	29/11/2023	DEPARTMENT OF PREMIER AND CABINET	Gazettal notice for deputy bushfire control officer	62.40
EFT15326	29/11/2023	DALWALLINU COMMUNITY RESOURCE CENTRE	Advertising in the Totally Locally - Nov 23	72.90
				1,285,611.58

DIRECT DEBITS FOR THE MONTH OF NOVEMBER 2023

Chq/EFT	Date	Name	Description	Amount
DD17469.1	09/11/2023	Precision Administration Services Pty Ltd	Super Contributions pe071123	12,567.66
DD17488.1	23/11/2023	Precision Administration Services Pty Ltd	Super Contributions pe211123	12,857.65
				25,425.31

CREDIT CARD PAYMENTS FOR THE MONTH OF NOVEMBER 2023

Chq/EFT	Date	Name	Description	Amount
DD17484.1	12/10/2023	Nessco Pressure Systems	Annual service of Compressor at Depot	2,312.31
	12/10/2023	Prouds	Retirement gift - Karen McNeill	998.00
	13/10/2023	Dalwallinu Hotel	Bingo Prizes - 3 vouchers	100.00
	13/10/2023	The Jaffa Room	Copyright for movie screening 27/10 @ DDC	385.00
	16/10/2023	Amazon	Board games, whiteboard & accessories, charger for teen space	862.46
	16/10/2023	Moray & Agnew	Planning & Compliance LG Officer Seminar for MPDS 14/11	214.50
	20/10/2023	Aussie Broadband	Monthly charge for internet at Dalw Recreation Centre to 06/11	79.00
	20/10/2023	Kmart	I-phone case & screen cover - WS	12.00
	20/10/2023	JB Hifi	New i-phone from JB Hi-Fi for Works Supervisor	1,099.00
	20/10/2023	Bunnings	Painting materials Town Hall mural	100.60
	20/10/2023	Bunnings	Paint Town Hall mural	579.50
	20/10/2023	Supercheap Auto	Seat Covers for DL2	65.99
	24/10/2023	WHS Foundation	Health & Safety Rep course for M Pipe - 20-24 Nov	990.00
	25/10/2023	Visimax	Cat & Dog Infringement books	118.32
	31/10/2023	WA Newspapers	Monthly charge for on-line newspapers	28.00
	01/11/2023	Westnet	Monthly charge for internet at Shire admin building	129.95
				8,074.63

CHARGE CARDS PAYMENTS FOR THE MONTH OF NOVEMBER 2023

Chq/EFT	Card Name	Card Type	Date	User	Description	Amount
EFT15225	BP Australia	Store Card	02/10/2023	Paul Burrridge	Fuel for DL7504 (Kalannie Fire Truck)	94.58
EFT15230	Wex Australia Pty Ltd	Store Card	12/10/2023	Megan Pipe	Fuel for DL 186 (Pool Car)	58.13
			26/10/2023	Megan Pipe	Fuel for DL 186 (Pool Car)	97.37
			30/09/2023	Jean Knight	Fuel for DL 2 (CEO)	183.18
			22/10/2023	Jean Knight	Fuel for DL 2 (CEO)	208.08
			04/10/2023	Olufemi Onikola	Fuel for DL 89 (Doctor)	80.34
			07/10/2023	Olufemi Onikola	Fuel for DL 89 (Doctor)	79.21
			08/10/2023	Olufemi Onikola	Fuel for DL 89 (Doctor)	61.80
			13/10/2023	Olufemi Onikola	Fuel for DL 89 (Doctor)	120.54
			15/10/2023	Olufemi Onikola	Fuel for DL 89 (Doctor)	123.29
			18/10/2023	Olufemi Onikola	Fuel for DL 89 (Doctor)	86.85
			20/10/2023	Olufemi Onikola	Fuel for DL 89 (Doctor)	121.20
			23/10/2023	Olufemi Onikola	Fuel for DL 89 (Doctor)	115.73
			25/10/2023	Olufemi Onikola	Fuel for DL 89 (Doctor)	79.46
			27/10/2023	Olufemi Onikola	Fuel for DL 89 (Doctor)	116.61
			29/10/2023	Olufemi Onikola	Fuel for DL 89 (Doctor)	99.26
			30/09/2023	Hanna Jolly	Fuel for DL 131 (MCS)	78.80
			06/10/2023	Hanna Jolly	Fuel for DL 131 (MCS)	69.71
			08/10/2023	Hanna Jolly	Fuel for DL 131 (MCS)	60.75
			22/10/2023	Hanna Jolly	Fuel for DL 131 (MCS)	110.22
			29/10/2023	Hanna Jolly	Fuel for DL 131 (MCS)	121.51
			29/09/2023	Rodney Broad	Fuel for DL 281 (WS)	174.44
			03/10/2023	Rodney Broad	Fuel for DL 281 (WS)	21.86
			03/10/2023	Rodney Broad	Fuel for DL 281 (WS)	200.17
			13/10/2023	Rodney Broad	Fuel for DL 281 (WS)	171.50
			11/10/2023	Douglas Burke	Fuel for DL 492 (MPDS)	113.97
			23/10/2023	Douglas Burke	Fuel for DL 492 (MPDS)	101.22
			23/10/2023	Sheree Sundstrom	Fuel for DL 102 (Cleaner)	51.07
			23/10/2023	Sheree Sundstrom	Fuel for DL 102 (Cleaner)	23.85
			10/10/2023	David Hughes	Fuel for sundry plant	102.95
			23/10/2023	David Hughes	Fuel for sundry plant	136.01
EFT15268	Bunnings Trade	Store Card	28/10/2023	Preston Knight	Christmas Lights	55.73
			28/10/2023	Preston Knight	Shower head for 6 McLevie Way	44.97
			28/10/2023	Preston Knight	Compact Cube Storage - Teen Space	76.00
						3440.36

Shire of Dalwallinu Municipal Account

Payroll November 2023

09/11/2023	Payroll fortnight ending 09/11/2023	\$ 63,609.12
23/11/2023	Payroll fortnight ending 23/11/2023	\$ 65,736.17
	TOTAL	<u>\$ 129,345.29</u>

Bank Fees November 2023

01/11/2023	Bpay Transaction Fee (Muni)	\$ 61.60
03/11/2023	CBA Merchant Fee (Muni)	\$ 982.44
	TOTAL	<u>\$ 1,044.04</u>

Direct Debit Payments November 2023

	Superannuation Payments (Pay endings 09/11/2023 & 23/11/2023)	\$ 25,425.31
24/11/2023	Credit Card Payments to Bankwest	\$ 8,074.63
30/11/2023	Fines Enforcement Fees	\$ 83.50
01-30/11/2023	Payments to Department of Transport Licensing	\$ 100,262.15
	TOTAL	<u>\$ 133,845.59</u>



10 NOV 2023

RECEIVED

Bankwest Corporate MasterCard
Statement

Account Number xxxx xxxx xxxx x952

Period 7 Oct 23 - 7 Nov 23

Monthly Spend Limit \$20,000

SUMMARY OF YOUR SPEND

Purchases	\$8,074.63
Cash Advances & Balance Transfers	\$0.00

YOUR TRANSACTION SUMMARY

Date	Debit	Credit
12 OCT 23	\$2,312.31	
12 OCT 23	\$998.00	
13 OCT 23	\$100.00	
13 OCT 23	\$385.00	
14 OCT 23	\$16.00	
14 OCT 23	\$24.37	
16 OCT 23	\$60.23	
16 OCT 23	\$51.04	
16 OCT 23	\$214.50	
17 OCT 23	\$34.94	
19 OCT 23	\$535.28	
20 OCT 23	\$100.60	
20 OCT 23	\$579.50	
20 OCT 23	\$65.99	
20 OCT 23	\$1,099.00	
20 OCT 23	\$140.60	
20 OCT 23	\$79.00	
20 OCT 23	\$12.00	
24 OCT 23	\$990.00	
25 OCT 23	\$118.32	
31 OCT 23	\$28.00	
01 NOV 23	\$129.95	
Total	\$8,074.63	\$0.00

9.3.2 Monthly Financial Statements for November 2023*

Report Date	19 December 2023
Applicant	Shire of Dalwallinu
File Ref	FM/9 Financial Reporting
Previous Meeting Reference	Nil
Prepared by	Hanna Jolly, Manager Corporate Services
Supervised by	Jean Knight, Chief Executive Officer
Disclosure of interest	Nil
Voting Requirements	Simple Majority
Attachments	Monthly Statements of Financial Activity, Variance Report, Investments Held and Bank Reconciliations

Purpose of Report

Council is requested to receive and accept the Financial Reports for the month end 30 November 2023.

Background

There is a statutory requirement that Financial Reports be recorded in the Minutes of the meeting to which they are presented. The Financial Reports, as circulated, give an overview of the current financial position of the Shire and the status of capital income and expenditure.

Consultation

Nil

Legislative Implications

State

Local Government Act 1995

Local Government (Financial Management) Regulations 1996 s34(1), s19(1)(2) and s34(2)

Policy Implications

Nil

Financial Implications

Nil

Strategic Implications

Nil

Site Inspection

Site inspection undertaken: Not applicable

Triple Bottom Line Assessment

Economic implications

There are no known significant economic implications associated with this proposal.



Social implications

There are no known significant social implications associated with this proposal.

Environmental implications

There are no known significant environmental implications associated with this proposal.

Officer Comment

Financial Reports as at last day of business of the previous month are appended, for the period ending 30 November 2023.

Attached for council's consideration are:

1. Statement of Financial Activity
2. Variance Reports
3. Investments Held
4. Bank Reconciliations

As per Council resolution, all items that have a variance of more than \$10,000 have been noted on the variance reports.

Officer Recommendation

That the Council accept the Financial Reports as submitted for the month ending 30 November 2023.

Officer Recommendation/Council Resolution

MOTION

Moved Cr
Seconded Cr

0/0



SHIRE OF DALWALLINU

MONTHLY FINANCIAL REPORT

(Containing the required statement of financial activity and statement of financial position)
For the period ended 30 November 2023

LOCAL GOVERNMENT ACT 1995

LOCAL GOVERNMENT (FINANCIAL MANAGEMENT) REGULATIONS 1996

TABLE OF CONTENTS

Statements required by regulation

Statement of Financial Activity	2
Statement of Financial Position	3
Note 1 Basis of Preparation	4
Note 2 Statement of Financial Activity Information	5
Note 3 Explanation of Material Variances	6

SHIRE OF DALWALLINU
STATEMENT OF FINANCIAL ACTIVITY
FOR THE PERIOD ENDED 30 NOVEMBER 2023

	Supplementary Information	Adopted Budget Estimates (a) \$	YTD Budget Estimates (b) \$	YTD Actual (c) \$	Variance* \$ (c) - (b) \$	Variance* % ((c) - (b))/(b) %	Var.
OPERATING ACTIVITIES							
Revenue from operating activities							
General rates	10	3,673,727	3,669,058	3,664,349	(4,709)	(0.13%)	
Grants, subsidies and contributions	14	737,120	505,041	599,347	94,306	18.67%	▲
Fees and charges		1,266,570	868,416	902,748	34,332	3.95%	▲
Interest revenue		196,985	28,816	104,421	75,605	262.37%	▲
Other revenue		4,225	4,165	4,155	(10)	(0.24%)	
Profit on asset disposals	6	252,136	5,000	81,736	76,736	1534.72%	▲
		6,130,763	5,080,496	5,356,756	276,260	5.44%	
Expenditure from operating activities							
Employee costs		(2,528,638)	(1,077,795)	(865,435)	212,360	19.70%	▼
Materials and contracts		(2,862,870)	(1,293,789)	(1,168,740)	125,049	9.67%	▼
Utility charges		(438,062)	(147,100)	(160,582)	(13,482)	(9.17%)	▲
Depreciation		(5,988,786)	(2,495,564)	(2,256,602)	238,962	9.58%	▼
Finance costs		(110,565)	(53,973)	(22,014)	31,959	59.21%	▼
Insurance		(221,490)	(220,242)	(200,057)	20,185	9.16%	▼
Other expenditure		(137,172)	(57,214)	(48,487)	8,727	15.25%	▲
		(12,287,583)	(5,345,677)	(4,721,917)	623,760	11.67%	
Non-cash amounts excluded from operating activities	Note 2(b)	5,729,204	2,490,564	2,174,866	(315,698)	(12.68%)	▼
Amount attributable to operating activities		(427,616)	2,225,383	2,809,705	584,322	26.26%	
INVESTING ACTIVITIES							
Inflows from investing activities							
Proceeds from capital grants, subsidies and contributions	15	8,755,427	4,067,100	1,693,909	(2,373,191)	(58.35%)	▼
Proceeds from disposal of assets	6	581,500	222,000	240,227	18,227	8.21%	▲
		9,336,927	4,289,100	1,934,136	(2,354,964)	(54.91%)	
Outflows from investing activities							
Payments for property, plant and equipment	5	(3,322,085)	(1,119,904)	(1,539,742)	(419,838)	(37.49%)	▲
Payments for construction of infrastructure	5	(9,644,264)	(4,309,410)	(2,380,991)	1,928,419	44.75%	▼
		(12,966,349)	(5,429,314)	(3,920,733)	1,508,581	27.79%	
Non-cash amounts excluded from investing activities	Note 2(c)	0	0	(6,917)	(6,917)	0.00%	
Amount attributable to investing activities		(3,629,422)	(1,140,214)	(1,993,514)	(853,300)	(74.84%)	
FINANCING ACTIVITIES							
Inflows from financing activities							
Transfer from reserves	4	559,574	401,218	401,218	0	0.00%	
		559,574	401,218	401,218	0	0.00%	
Outflows from financing activities							
Repayment of borrowings	11	(310,416)	(154,387)	(154,387)	0	0.00%	
Payments for principal portion of lease liabilities	12	(12,724)	(5,933)	(5,933)	0	0.00%	
Transfer to reserves	4	(1,725,879)	0	(1,323,655)	(1,323,655)	0.00%	▲
		(2,049,019)	(160,320)	(1,483,974)	(1,323,655)	(825.63%)	
Amount attributable to financing activities		(1,489,445)	240,898	(1,082,756)	(1,323,655)	(549.47%)	
MOVEMENT IN SURPLUS OR DEFICIT							
Surplus or deficit at the start of the financial year		5,546,483	5,546,483	5,578,501	32,018	0.58%	▲
Amount attributable to operating activities		(427,616)	2,225,383	2,809,705	584,322	26.26%	▲
Amount attributable to investing activities		(3,629,422)	(1,140,214)	(1,993,514)	(853,300)	(74.84%)	▲
Amount attributable to financing activities		(1,489,445)	240,898	(1,082,756)	(1,323,655)	(549.47%)	▲
Surplus or deficit after imposition of general rates		0	6,872,550	5,311,936	(1,560,614)	(22.71%)	▼

KEY INFORMATION

▲ ▼ Indicates a variance between Year to Date (YTD) Budget and YTD Actual data as per the adopted materiality threshold.

* Refer to Note 3 for an explanation of the reasons for the variance.

This statement is to be read in conjunction with the accompanying Financial Statements and Notes.

SHIRE OF DALWALLINU
STATEMENT OF FINANCIAL POSITION
FOR THE PERIOD ENDED 30 NOVEMBER 2023

	Supplementary Information	30 June 2023	30 November 2023
		\$	\$
CURRENT ASSETS			
Cash and cash equivalents	3	10,007,331	12,692,252
Trade and other receivables		534,000	420,979
Inventories	8	13,751	7,731
TOTAL CURRENT ASSETS		10,555,082	13,120,962
NON-CURRENT ASSETS			
Trade and other receivables		6,377	6,377
Investment in associate	16	142,607	142,607
Property, plant and equipment		38,431,582	39,342,984
Infrastructure		266,563,705	267,163,876
Right-of-use assets		17,667	46,149
TOTAL NON-CURRENT ASSETS		305,161,938	306,701,993
TOTAL ASSETS		315,717,020	319,822,955
CURRENT LIABILITIES			
Trade and other payables	9	434,520	1,100,447
Other liabilities	13	0	1,236,635
Lease liabilities	12	3,482	6,125
Borrowings	11	310,416	156,029
Employee related provisions	13	391,047	391,047
TOTAL CURRENT LIABILITIES		1,139,465	2,890,283
NON-CURRENT LIABILITIES			
Lease liabilities	12	14,301	40,670
Borrowings	11	3,004,093	3,004,093
Employee related provisions		18,224	18,224
Other provisions		245,704	245,704
TOTAL NON-CURRENT LIABILITIES		3,282,322	3,308,691
TOTAL LIABILITIES		4,421,787	6,198,974
NET ASSETS		311,295,233	313,623,981
EQUITY			
Retained surplus		57,161,861	58,568,171
Reserve accounts	4	4,398,920	5,321,357
Revaluation surplus		249,734,452	249,734,452
TOTAL EQUITY		311,295,233	313,623,981

This statement is to be read in conjunction with the accompanying notes.

NOTES TO THE STATEMENT OF FINANCIAL ACTIVITY
FOR THE PERIOD ENDED 30 NOVEMBER 2023

1 BASIS OF PREPARATION AND SIGNIFICANT ACCOUNTING POLICIES

BASIS OF PREPARATION

This prescribed financial report has been prepared in accordance with the *Local Government Act 1995* and accompanying regulations.

Local Government Act 1995 requirements

Section 6.4(2) of the *Local Government Act 1995* read with the *Local Government (Financial Management) Regulations 1996*, prescribe that the financial report be prepared in accordance with the *Local Government Act 1995* and, to the extent that they are not inconsistent with the Act, the Australian Accounting Standards. The Australian Accounting Standards (as they apply to local governments and not-for-profit entities) and Interpretations of the Australian Accounting Standards Board were applied where no inconsistencies exist.

The *Local Government (Financial Management) Regulations 1996* specify that vested land is a right-of-use asset to be measured at cost, and is considered a zero cost concessionary lease. All right-of-use assets under zero cost concessionary leases are measured at zero cost rather than at fair value, except for vested improvements on concessionary land leases such as roads, buildings or other infrastructure which continue to be reported at fair value, as opposed to the vested land which is measured at zero cost. The measurement of vested improvements at fair value is a departure from AASB 16 which would have required the Shire to measure any vested improvements at zero cost.

Local Government (Financial Management) Regulations 1996, regulation 34 prescribes contents of the financial report. Supporting information does not form part of the financial report.

Accounting policies which have been adopted in the preparation of this financial report have been consistently applied unless stated otherwise. Except for cash flow and rate setting information, the financial report has been prepared on the accrual basis and is based on historical costs, modified, where applicable, by the measurement at fair value of selected non-current assets, financial assets and liabilities.

THE LOCAL GOVERNMENT REPORTING ENTITY

All funds through which the Shire controls resources to carry on its functions have been included in the financial statements forming part of this financial report.

All monies held in the Trust Fund are excluded from the financial statements.

Judgements and estimates

The preparation of a financial report in conformity with Australian Accounting Standards requires management to make judgements, estimates and assumptions that effect the application of policies and reported amounts of assets and liabilities, income and expenses.

The estimates and associated assumptions are based on historical experience and various other factors believed to be reasonable under the circumstances; the results of which form the basis of making the judgements about carrying values of assets and liabilities that are not readily apparent from other sources. Actual results may differ from these estimates.

The balances, transactions and disclosures impacted by accounting estimates are as follows:

- estimated fair value of certain financial assets
- impairment of financial assets
- estimation of fair values of land and buildings, infrastructure and investment property
- estimation uncertainties made in relation to lease accounting
- estimated useful life of intangible assets

SIGNIFICANT ACCOUNTING POLICES

Significant accounting policies utilised in the preparation of these statements are as described within the 2023-24 Annual Budget. Please refer to the adopted budget document for details of these policies.

PREPARATION TIMING AND REVIEW

Date prepared: All known transactions up to 06 December 2023

SHIRE OF DALWALLINU
NOTES TO THE STATEMENT OF FINANCIAL ACTIVITY
FOR THE PERIOD ENDED 30 NOVEMBER 2023

2 STATEMENT OF FINANCIAL ACTIVITY INFORMATION

		Adopted Budget Opening 30 June 2023	Last Year Closing 30 June 2023	Year to Date 30 November 2023
		\$	\$	\$
(a) Net current assets used in the Statement of Financial Activity				
Current assets				
Cash and cash equivalents	3	10,010,626	10,007,331	12,692,252
Trade and other receivables		539,008	534,000	420,979
Inventories	8	13,751	13,751	7,731
		10,563,385	10,555,082	13,120,962
Less: current liabilities				
Trade and other payables	9	(427,740)	(434,520)	(1,100,447)
Other liabilities	13	(479)	0	(1,236,635)
Lease liabilities	12	(18,512)	(3,482)	(6,125)
Borrowings	11	(304,001)	(310,416)	(156,029)
Employee related provisions	13	(391,047)	(391,047)	(391,047)
		(1,141,779)	(1,139,465)	(2,890,283)
Net current assets		9,421,606	9,415,617	10,230,679
Less: Total adjustments to net current assets	Note 2(d)	(3,804,097)	(3,837,116)	(4,918,743)
Closing funding surplus / (deficit)		5,617,509	5,578,501	5,311,936

(b) Non-cash amounts excluded from operating activities

The following non-cash revenue and expenditure has been excluded from operating activities within the Statement of Financial Activity in accordance with *Financial Management Regulation 32*.

		Adopted Budget	YTD Budget (a)	YTD Actual (b)
		\$	\$	\$
Non-cash amounts excluded from operating activities				
Adjustments to operating activities				
Less: Profit on asset disposals	6	(252,136)	(5,000)	(81,736)
Add: Depreciation		5,988,786	2,495,564	2,256,602
Movement in current employee provisions associated with restricted cash		(7,446)		
Total non-cash amounts excluded from operating activities		5,729,204	2,490,564	2,174,866

(c) Non-cash amounts excluded from investing activities

The following non-cash revenue and expenditure has been excluded from investing activities within the Statement of Financial Activity in accordance with *Financial Management Regulation 32*.

Adjustments to investing activities

Movement in current other provision associated with restricted cash		0	0	(6,917)
Total non-cash amounts excluded from investing activities		0	0	(6,917)

(d) Current assets and liabilities excluded from budgeted deficiency

The following current assets and liabilities have been excluded from the net current assets used in the Statement of Financial Activity in accordance with *Financial Management Regulation 32* to agree to the surplus/(deficit) after imposition of general rates.

		Adopted Budget Opening 30 June 2023	Last Year Closing 30 June 2023	Year to Date 30 November 2023
		\$	\$	\$
Adjustments to net current assets				
Less: Reserve accounts	4	(4,398,920)	(4,398,920)	(5,321,357)
Add: Current liabilities not expected to be cleared at the end of the year:				
- Current portion of borrowings	11	310,416	310,416	156,029
- Current portion of lease liabilities	12	41,388	3,482	6,125
- Current portion of other provisions held in reserve		243,019	247,906	240,460
Total adjustments to net current assets	Note 2(a)	(3,804,097)	(3,837,116)	(4,918,743)

CURRENT AND NON-CURRENT CLASSIFICATION

In the determination of whether an asset or liability is current or non-current, consideration is given to the time when each asset or liability is expected to be settled. Unless otherwise stated assets or liabilities are classified as current if expected to be settled within the next 12 months, being the Council's operational cycle.

SHIRE OF DALWALLINU
NOTES TO THE STATEMENT OF FINANCIAL ACTIVITY
FOR THE PERIOD ENDED 30 NOVEMBER 2023

3 EXPLANATION OF MATERIAL VARIANCES

The material variance thresholds are adopted annually by Council as an indicator of whether the actual expenditure or revenue varies from the year to date actual materially.
The material variance adopted by Council for the 2023-24 year is \$10,000 or 10.00% whichever is the greater.

Description	Var. \$	Var. %	
	\$	%	
Revenue from operating activities			
Grants, subsidies and contributions	94,306	18.67%	▲
General Purpose Funding unbudgeted payment	Permanent		
Fees and charges	34,332	3.95%	▲
Timing variances	Timing		
Interest revenue	75,605	262.37%	▲
Interest rates higher than budgeted	Permanent		
Profit on asset disposals	76,736	1534.72%	▲
Timing variances. Higher than budgeted profit for sale of DL103, DL275 and DL131 (total \$15,000)	Timing		
Expenditure from operating activities			
Employee costs	212,360	19.70%	▼
Timing variances and less actual expenditure than budgeted	Timing		
Materials and contracts	125,049	9.67%	▼
Timing variance - various items	Timing		
Utility charges	(13,482)	(9.17%)	▲
Timing variance	Timing		
Depreciation	238,962	9.58%	▼
Depreciation for roads and other infrastructure budgeted using pre valuation figures	Permanent		
Finance costs	31,959	59.21%	▼
Timing variances	Timing		
Insurance	20,185	9.16%	▼
Timing variances - mid year adjustments to be done	Timing		
Other expenditure	8,727	15.25%	▲
Timing variances	Timing		
Non-cash amounts excluded from operating activities	(315,698)	(12.68%)	▼
Timing variance and Depreciation for roads and other infrastructure budgeted using pre valuation figures	Timing		
Inflows from investing activities			
Proceeds from capital grants, subsidies and contributions	(2,373,191)	(58.35%)	▼
Capital grants in contract liabilities or not received to date	Timing		
Proceeds from disposal of assets	18,227	8.21%	▲
Timing variance	Timing		
Outflows from investing activities			
Payments for property, plant and equipment	(419,838)	(37.49%)	▲
Timing variances - as per actual projects	Timing		
Payments for construction of infrastructure	1,928,419	44.75%	▼
Timing variances - as per actual projects	Timing		
Outflows from financing activities			
Transfer to reserves	(1,323,655)	0.00%	▲
Timing variances	Timing		
Surplus or deficit at the start of the financial year	32,018	0.58%	▲
As per actual closing balance 30 June 2023	Permanent		
Surplus or deficit after imposition of general rates	(1,560,614)	(22.71%)	▼
Due to variances described above			

SHIRE OF DALWALLINU
SUPPLEMENTARY INFORMATION

TABLE OF CONTENTS

1	Key Information	8
2	Key Information - Graphical	9
3	Cash and Financial Assets	10
4	Reserve Accounts	11
5	Capital Acquisitions	12
6	Disposal of Assets	14
7	Receivables	15
8	Other Current Assets	16
9	Payables	17
10	Rate Revenue	18
11	Borrowings	19
12	Lease Liabilities	20
13	Other Current Liabilities	21
14	Grants and contributions	22
15	Capital grants and contributions	23
16	Investment in Associates	24
17	Budget Amendments	25

SHIRE OF DALWALLINU
SUPPLEMENTARY INFORMATION
FOR THE PERIOD ENDED 30 NOVEMBER 2023

1 KEY INFORMATION

Funding Surplus or Deficit Components

Funding surplus / (deficit)				
	Adopted Budget	YTD Budget (a)	YTD Actual (b)	Var. \$ (b)-(a)
Opening	\$5.55 M	\$5.55 M	\$5.58 M	\$0.03 M
Closing	\$0.00 M	\$6.87 M	\$5.31 M	(\$1.56 M)

Refer to Statement of Financial Activity

Cash and cash equivalents		
	\$12.69 M	% of total
Unrestricted Cash	\$7.37 M	58.1%
Restricted Cash	\$5.32 M	41.9%

Refer to 3 - Cash and Financial Assets

Payables	
	\$1.10 M
Trade Payables	\$1.04 M
0 to 30 Days	99.8%
Over 30 Days	0.2%
Over 90 Days	0.0%

Refer to 9 - Payables

Receivables	
	\$0.19 M
Rates Receivable	\$0.23 M
Trade Receivable	\$0.19 M
Over 30 Days	5.8%
Over 90 Days	4.5%

Refer to 7 - Receivables

Key Operating Activities

Amount attributable to operating activities			
Adopted Budget	YTD Budget (a)	YTD Actual (b)	Var. \$ (b)-(a)
(\$0.43 M)	\$2.23 M	\$2.81 M	\$0.58 M

Refer to Statement of Financial Activity

Rates Revenue		
YTD Actual	\$3.66 M	% Variance
YTD Budget	\$3.67 M	(0.1%)

Refer to 10 - Rate Revenue

Grants and Contributions		
YTD Actual	\$0.60 M	% Variance
YTD Budget	\$0.51 M	18.7%

Refer to 14 - Grants and Contributions

Fees and Charges		
YTD Actual	\$0.90 M	% Variance
YTD Budget	\$0.87 M	4.0%

Refer to Statement of Financial Activity

Key Investing Activities

Amount attributable to investing activities			
Adopted Budget	YTD Budget (a)	YTD Actual (b)	Var. \$ (b)-(a)
(\$3.63 M)	(\$1.14 M)	(\$1.99 M)	(\$0.85 M)

Refer to Statement of Financial Activity

Proceeds on sale		
YTD Actual	\$0.24 M	%
Adopted Budget	\$0.58 M	(58.7%)

Refer to 6 - Disposal of Assets

Asset Acquisition		
YTD Actual	\$2.38 M	% Spent
Adopted Budget	\$9.64 M	(75.3%)

Refer to 5 - Capital Acquisitions

Capital Grants		
YTD Actual	\$1.69 M	% Received
Adopted Budget	\$8.76 M	(80.7%)

Refer to 5 - Capital Acquisitions

Key Financing Activities

Amount attributable to financing activities			
Adopted Budget	YTD Budget (a)	YTD Actual (b)	Var. \$ (b)-(a)
(\$1.49 M)	\$0.24 M	(\$1.08 M)	(\$1.32 M)

Refer to Statement of Financial Activity

Borrowings	
Principal repayments	(\$0.15 M)
Interest expense	(\$0.02 M)
Principal due	\$3.16 M

Refer to 11 - Borrowings

Reserves	
Reserves balance	\$5.32 M
Interest earned	\$0.03 M

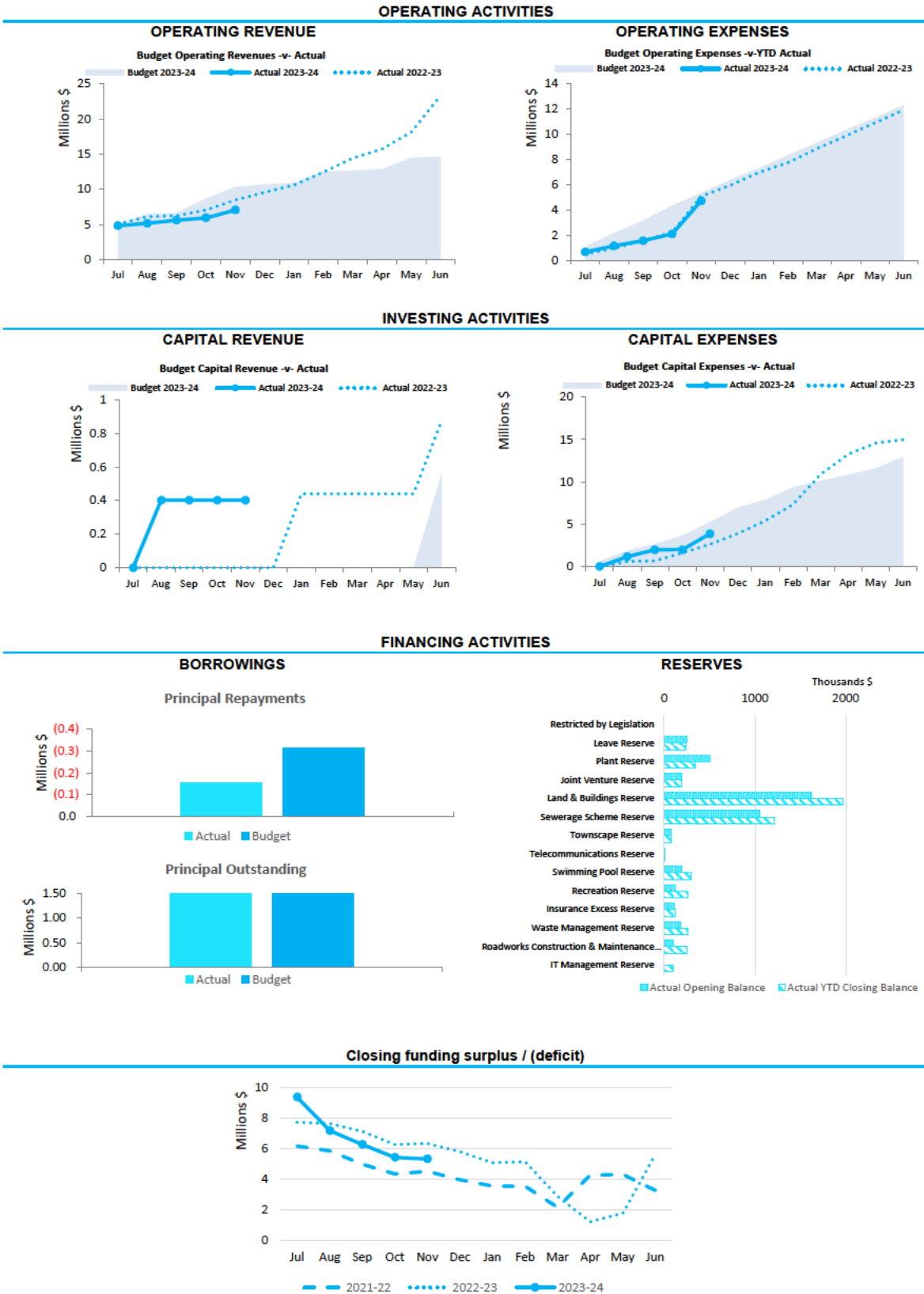
Refer to 4 - Cash Reserves

Lease Liability	
Principal repayments	(\$0.01 M)
Interest expense	(\$0.00 M)
Principal due	\$0.05 M

Refer to Note 12 - Lease Liabilities

This information is to be read in conjunction with the accompanying Financial Statements and notes.

2 KEY INFORMATION - GRAPHICAL



SHIRE OF DALWALLINU
SUPPLEMENTARY INFORMATION
FOR THE PERIOD ENDED 30 NOVEMBER 2023

3 CASH AND FINANCIAL ASSETS

Description	Classification	Unrestricted	Restricted	Total Cash	Trust	Institution	Interest Rate	Maturity Date
		\$	\$	\$	\$			
TelenetSaver Account	Cash and cash equivalents	2,326,283		2,326,283		Bank	1.35%	At call
Municipal Account	Cash and cash equivalents	84,926		84,926		Bank	0.00%	At call
Term Deposit - Municipal Exce	Cash and cash equivalents	0	5,321,357	5,321,357		Bank	4.40%	28/12/2023
Term Deposit - Reserves	Cash and cash equivalents	4,959,435		4,959,435		Bank	4.10%	6/12/2023
Floats Held	Cash and cash equivalents	250		250		Shire float	0.00%	At call
Total		7,370,895	5,321,357	12,692,252	0			
Comprising								
Cash and cash equivalents		7,370,895	5,321,357	12,692,252	0			
		7,370,895	5,321,357	12,692,252	0			

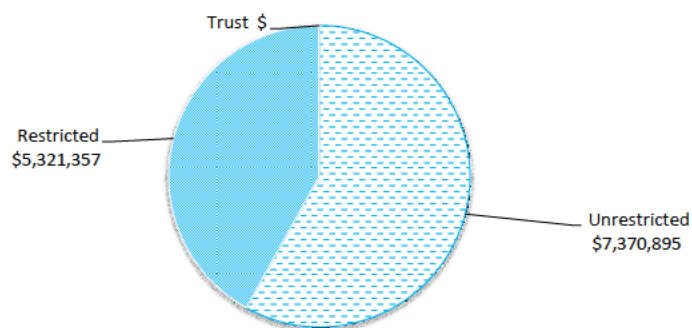
KEY INFORMATION

Cash and cash equivalents include cash on hand, cash at bank, deposits available on demand with banks and other short term highly liquid investments with original maturities of three months or less that are readily convertible to known amounts of cash and which are subject to an insignificant risk of changes in value. Bank overdrafts are reported as short term borrowings in current liabilities in the statement of net current assets.

The local government classifies financial assets at amortised cost if both of the following criteria are met:

- the asset is held within a business model whose objective is to collect the contractual cashflows, and
- the contractual terms give rise to cash flows that are solely payments of principal and interest.

Financial assets at amortised cost held with registered financial institutions are listed in this note other financial assets at amortised cost are provided in Note 4 - Other a



SHIRE OF DALWALLINU
SUPPLEMENTARY INFORMATION
FOR THE PERIOD ENDED 30 NOVEMBER 2023

4 RESERVE ACCOUNTS

Reserve name	Budget Opening Balance	Budget Interest Earned	Budget Transfers In (+)	Budget Transfers Out (-)	Budget Closing Balance	Actual Opening Balance	Actual Interest Earned	Actual Transfers In (+)	Actual Transfers Out (-)	Actual YTD Closing Balance
	\$	\$	\$	\$	\$	\$	\$	\$	\$	\$
Restricted by Legislation										
Leave Reserve	247,906	7,416	0	(14,862)	240,460	247,906	1,583	0	(14,862)	234,627
Plant Reserve	506,416	15,139	137,000	(305,000)	353,555	506,416	3,234	137,000	(305,000)	341,650
Joint Venture Reserve	191,570	5,459	29,012	(2,000)	224,041	191,570	1,223	0	0	192,793
Land & Buildings Reserve	1,621,642	48,509	685,000	(162,712)	2,192,439	1,621,642	10,356	415,000	(81,356)	1,965,642
Sewerage Scheme Reserve	1,052,044	31,470	156,443	0	1,239,957	1,052,044	6,719	156,443	0	1,215,206
Townscape Reserve	73,892	2,210	0	(75,000)	1,102	73,892	472	0	0	74,364
Telecommunications Reserve	507	14	0	0	521	507	3	0	0	510
Swimming Pool Reserve	195,884	5,860	100,000	0	301,744	195,884	1,251	100,000	0	297,135
Recreation Reserve	127,990	3,829	130,000	0	261,819	127,990	817	130,000	0	258,807
Insurance Excess Reserve	110,488	3,305	16,000	0	129,793	110,488	706	16,000	0	127,194
Waste Management Reserve	176,308	5,274	83,683	0	265,265	176,308	1,126	83,683	0	261,117
Roadworks Construction & Maintenance Reserve	94,273	2,820	157,436	0	254,529	94,273	602	157,436	0	252,311
IT Management Reserve	0	0	100,000	0	100,000	0	0	100,000	0	100,000
	4,398,920	131,305	1,594,574	(559,574)	5,565,225	4,398,920	28,093	1,295,562	(401,218)	5,321,357

5 CAPITAL ACQUISITIONS

Capital acquisitions	Adopted		YTD Actual	YTD Actual Variance
	Budget	YTD Budget		
	\$	\$	\$	\$
Land - freehold land	152,773	52,000	0	(52,000)
Buildings - non-specialised	1,921,853	668,445	629,544	(38,901)
Furniture and equipment	44,704	44,704	26,653	(18,051)
Plant and equipment	1,202,755	354,755	883,545	528,790
Acquisition of property, plant and equipment	3,322,085	1,119,904	1,539,742	419,838
Infrastructure - roads	8,528,238	3,604,499	2,173,018	(1,431,481)
Infrastructure - Other	1,018,126	664,126	200,778	(463,349)
Infrastructure - Footpaths	97,900	40,785	7,195	(33,590)
Acquisition of infrastructure	9,644,264	4,309,410	2,380,991	(1,088,743)
Total capital acquisitions	12,966,349	5,429,314	3,920,733	(668,905)
Capital Acquisitions Funded By:				
Capital grants and contributions	8,755,427	4,067,100	1,693,909	(2,373,191)
Lease liabilities	35,600	35,600	35,600	0
Other (disposals & C/Fwd)	581,500	222,000	240,227	18,227
Reserve accounts				
Leave Reserve	0		14,862	14,862
Plant Reserve	305,000	0	305,000	305,000
Joint Venture Reserve	2,000	0	0	0
Land & Buildings Reserve	162,712	0	81,356	81,356
Townscape Reserve	75,000	0	0	0
Contribution - operations	3,049,110	1,104,614	1,549,778	445,164
Capital funding total	12,966,349	5,429,314	3,920,733	(1,508,581)

SIGNIFICANT ACCOUNTING POLICIES

Each class of fixed assets within either plant and equipment or infrastructure, is carried at cost or fair value as indicated less, where applicable, any accumulated depreciation and impairment losses.

Assets for which the fair value as at the date of acquisition is under \$5,000 are not recognised as an asset in accordance with *Financial Management Regulation 17A (5)*. These assets are expensed immediately.

Where multiple individual low value assets are purchased together as part of a larger asset or collectively forming a larger asset exceeding the threshold, the individual assets are recognised as one asset and capitalised.

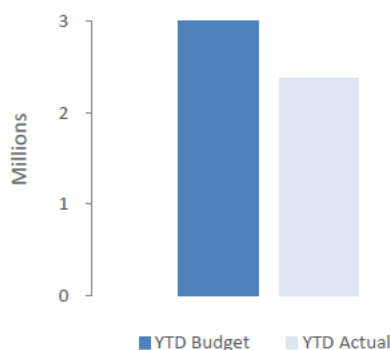
Initial recognition and measurement for assets held at cost

Plant and equipment including furniture and equipment is recognised at cost on acquisition in accordance with *Financial Management Regulation 17A*. Where acquired at no cost the asset is initially recognise at fair value. Assets held at cost are depreciated and assessed for impairment annually.

Initial recognition and measurement between mandatory revaluation dates for assets held at fair value

In relation to this initial measurement, cost is determined as the fair value of the assets given as consideration plus costs incidental to the acquisition. For assets acquired at zero cost or otherwise significantly less than fair value, cost is determined as fair value at the date of acquisition. The cost of non-current assets constructed by the Shire includes the cost of all materials used in construction, direct labour on the project and an appropriate proportion of variable and fixed overheads.

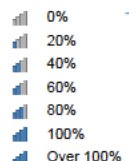
Payments for Capital Acquisitions



5 CAPITAL ACQUISITIONS - DETAILED

Capital expenditure total

Level of completion indicators



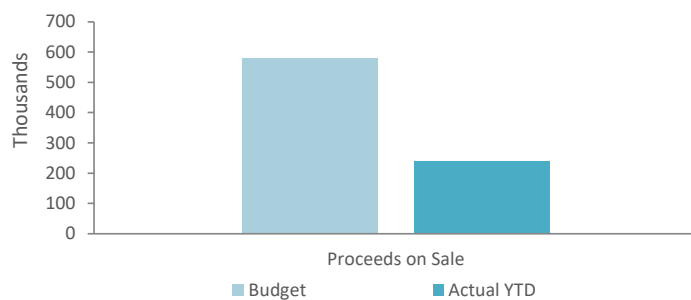
Percentage Year to Date Actual to Annual Budget expenditure where the expenditure over budget highlighted in red.

Level of completion indicator, please see table at the end of this note for further detail.

		Adopted		Variance	
Account Description		Budget	YTD Budget	YTD Actual	(Under)/Over
		\$	\$	\$	\$
LAND					0
E081804	PRE SCH - Capital Expenditure - Land	77,273	0	0	0
E093855	OTH HOU - Capital Expenditure - Land	52,000	52,000	0	52000
L42	Purchase of Lot 42 & 43 Arthur St, Wubin	23,500	0	0	0
BUILDINGS					0
E053847	OTH LOPS -Capital Expenditure - Buildings Disaster Resilience DFE	353,000	0	0	0
K89	Dalwallinu Medical Centre - Capital Upgrade	15,000	15,000	0	15000
K60	Dalwallinu Early Learning Centre - Capital Upgrade	378,000	378,000	309,813	68187.27
K104	11B Anderson Way,Dalwallinu - DDC Coordinator - Capital Upgrad	5,500	5,500	5,630	-130
K29	13 Rayner St, Dalwallinu - General Hand - Capital Upgrade	65,000	65,000	55,095	9904.56
K25	68 Annetts Rd, Dalwallinu - Capital Upgrade	23,000	23,000	4,200	18800
E092041	STF HOU - Construction of Employee Housing	190,066	0	2,569	-2568.5
K106	1 Salmon Gums Place, Dalwallinu (Dr) Capital Upgrade	6,000	6,000	0	6000
K14	Pioneer House Building Upgrade	14,500	14,500	4,724	9776
U65	Dalwallinu Cemetery Toilet - Capital	80,000	0	0	0
U70	Kalannie Community Building Upgrade	8,000	0	3,725	-3725
K8	Dalwallinu Town Hall - Capital Upgrade	140,000	140,000	130,357	9642.86
C149	Dalwallinu Recreation Centre Gardeners Shed - Capital Upgrade	178,457	0	18,157	-18157.27
C148	Dalwallinu Hockey Pavilion - Capital Upgrade	413,125	0	64,660	-64659.53
K112	Wubin Sports Pavilion - Capital Upgrade	7,600	0	9,291	-9290.91
K85	Kalannie Sports Pavillion - Capital Upgrade	23,160	0	21,324	-21323.63
K88	Administration Office - Capital Upgrade	21,445	21,445	0	21445
ROADS					0
E121700	ROAD CON - Regional Road Group	817,600	427,455	853,450	-425994.94
E121720	ROAD CON - Roads To Recovery	717,302	298,860	247,982	50877.54
E121735	ROAD CON - WSNF	5,736,518	2,390,200	480,227	1909973.31
E121730	ROAD CON - Shire Road Program	1,221,818	473,404	559,357	-85952.61
E121795	ROAD CON - DRFAWA Works	35,000	14,580	32,003	-17422.5
OTHER INFRASTRUCTURE					0
K61	Landscaping - MPECLC	120,000	0	81,257	-81257.3
Z74	Shire Town Entry Statements	82,070	0	0	0
Z78	Kalannie Memorial Wall - Capital Upgrade	6,765	0	2,800	-2800
Z79	Burtons Corner Sculpture - Capital Upgrade	28,500	0	0	0
E103844	SEW - Capital Expenditure - Other Infrastructure	200,000	83,335	0	83335
O95	Aquatic Centre Shade Sails - Toddler Pool - Capital Upgrade	92,000	92,000	0	92000
O25	Dalwallinu & Kalannie Recreation Centre Cricket Pitch Upgrade	20,655	20,655	7,784	12870.67
O22	Shade Structure - Dalwallinu Sports Club	38,682	38,682	34,660	4022
O27	Roberts Road 2 x Tanks - Capital Upgrade	94,357	94,357	0	94357
O28	Kalannie Oval 2 x Tanks - Capital Upgrade	94,357	94,357	0	94357
O29	Kalannie Sports Pavilion Sealing - Capital Upgrade	63,802	63,802	53,815	9987.13
O30	Dalwalinu Playground (Arts Centre) - Capital Upgrade	85,288	85,288	0	85288
O18	Wubin Playground	62,150	62,150	0	62150
O24	New Gazebo to Tourism Carpark	17,700	17,700	11,461	6239
O31	RV Dump Point Wubin - Capital Upgrade	11,800	11,800	9,000	2800
FOOTPATH CONSTRUCTION					0
F0196A	Hyde St Between McNeil & Johnston - Capital Upgrade	27,500	11,455	0	11455
F0181	Dungey Way between Bell & Shannon - Capital Upgrade	39,600	16,500	0	16500
F0189	Leahy St Between South & Annetts - Capital Upgrade	30,800	12,830	7,195	5635
PLANT & EQUIPMENT					0
E053848	OTH LOPS -Capital Expenditure - Plant & Equip Disaster Resilience	147,000	147,000	126,437	20562.75
CP004	Transfer Pump Portable Ginch - Capital Upgrade	39,000	0	35,628	-35627.54
DL122	Purchase Grader DL 122	455,000	0	455,000	-455000
DL10324	Semi Water Taker (DL10324) - Capital Upgrade	150,000	0	132,885	-132885
DL350	Utility (DL350) - Capital Upgrade	30,000	0	0	0
DL281	Purchase Utility WS	44,000	0	0	0
DL275	Utility (DL275) - Capital Upgrade	30,000	0	37,110	-37110.41
CP005	Second Hand Street Sweeper - Capital Upgrade	100,000	0	0	0
CP006	Auger Attachment for Track Loader - Capital Upgrade	10,000	10,000	4,897	5102.6
DL9138	2017 Hitachi 5 Wheel Loader (Major Repairs)	85,000	85,000	0	85000
CP001	Purchase Sundry Plant	5,000	5,000	2,636	2363.64
CP003	EV Charging Station - Capital Upgrade	63,755	63,755	42,005	21749.92
E145802	ADMIN - MCS Vehicle - DL 131	44,000	44,000	46,946	-2945.91
FURNITURE & FIXTURES					0
C124	Altus Payroll & Procurement Software Implementation	26,334	26,334	20,000	6,334
C125	HPE Backup Server Proline	8,370	8,370	0	8370
C127	Wall Mounted Television Daily Rec Centre - capital upgrade	10,000	10,000	6,653	3346.92
		12,966,349	5,429,314	3,920,733	1,508,581

6 DISPOSAL OF ASSETS

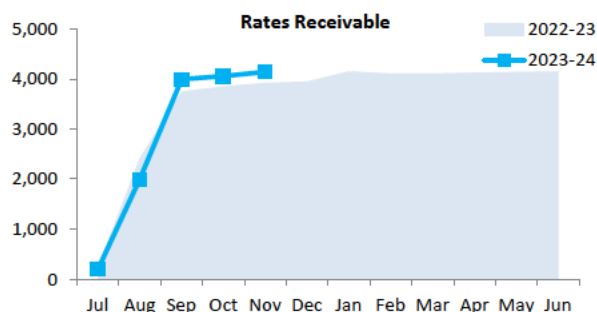
Asset Ref.	Asset description	Budget				YTD Actual			
		Net Book Value	Proceeds	Profit	(Loss)	Net Book Value	Proceeds	Profit	(Loss)
		\$	\$	\$	\$	\$	\$	\$	\$
	Land								
	Sale of McNeill St lots	75,000	120,000	45,000	0	0	0	0	0
	Sale of Roberts Rd lots	65,000	150,000	85,000	0	0	0	0	0
	Plant and equipment								
	Sale of DL122	90,000	140,000	50,000	0	90,000	140,000	50,000	0
	Sale of DL10324	0	40,000	40,000	0	0	0	0	0
	Sale of DL103	28,000	37,000	9,000	0	28,000	45,000	17,000	0
	Sale of DL350	9,182	11,500	2,318	0	0	0	0	0
	Sale of DL281	25,000	38,000	13,000	0	0	0	0	0
	Sale of DL275	9,182	12,000	2,818	0	12,491	20,682	8,191	0
	Sale of DL131	28,000	33,000	5,000	0	28,000	34,545	6,545	0
		329,364	581,500	252,136	0	158,491	240,227	81,736	0



7 RECEIVABLES

Rates receivable

	30 Jun 2023	30 Nov 2023
	\$	\$
Opening arrears previous years	59,824	30,307
Levied this year	4,135,012	4,340,706
Less - collections to date	(4,164,529)	(4,141,853)
Gross rates collectable	30,307	229,160
Net rates collectable	30,307	229,160
% Collected	99.3%	94.8%



Receivables - general

	Credit	Current	30 Days	60 Days	90+ Days	Total
	\$	\$	\$	\$	\$	\$
Receivables - general	(799)	234,967	3,222	0	11,234	248,624
Percentage	(0.3%)	94.5%	1.3%	0.0%	4.5%	
Balance per trial balance						
Trade receivables	(799)	234,967	3,222	0	11,234	248,624
GST receivable						(56,805)
Total receivables general outstanding						191,819

Amounts shown above include GST (where applicable)

KEY INFORMATION

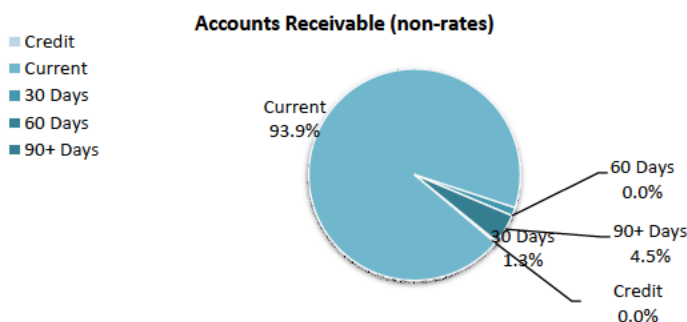
Trade and other receivables include amounts due from ratepayers for unpaid rates and service charges and other amounts due from third parties for goods sold and services performed in the ordinary course of business.

Trade receivables are recognised at original invoice amount less any allowances for uncollectable amounts (i.e. impairment). The carrying amount of net trade receivables is equivalent to fair value as it is due for settlement within 30 days.

Classification and subsequent measurement

Receivables which are generally due for settlement within 30 days except rates receivables which are expected to be collected within 12 months are classified as current assets. All other receivables such as, deferred pensioner rates receivable after the end of the reporting period are classified as non-current assets.

Trade and other receivables are held with the objective to collect the contractual cashflows and therefore the Shire measures them subsequently at amortised cost using the effective interest rate method.



8 OTHER CURRENT ASSETS

	Opening Balance 1 July 2023	Asset Increase	Asset Reduction	Closing Balance 30 November 2023
	\$	\$	\$	\$
Other current assets				
Inventory				
Inventories Fuel & Materials	13,751	0	(6,020)	7,731
Total other current assets	13,751	0	(6,020)	7,731

Amounts shown above include GST (where applicable)

KEY INFORMATION

Inventory

Inventories are measured at the lower of cost and net realisable value.

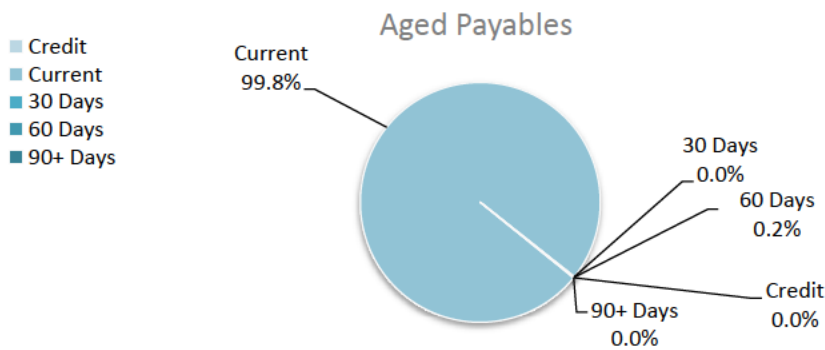
Net realisable value is the estimated selling price in the ordinary course of business less the estimated costs of completion and the estimated costs necessary to make the sale.

9 PAYABLES

Payables - general	Credit	Current	30 Days	60 Days	90+ Days	Total
	\$	\$	\$	\$	\$	\$
Payables - general	0	955,808	(19)	1,500	0	957,289
Percentage	0.0%	99.8%	0.0%	0.2%	0.0%	
Balance per trial balance						
Sundry creditors	0	1,020,377	(19)	1,500	0	1,042,617
Accrued salaries and wages						546
ATO liabilities						15,226
Accrued interest on loans						30,825
Bonds & Deposits Held						11,233
Total payables general outstanding						1,100,447
Amounts shown above include GST (where applicable)						

KEY INFORMATION

Trade and other payables represent liabilities for goods and services provided to the Shire prior to the end of the period that are unpaid and arise when the Shire becomes obliged to make future payments in respect of the purchase of these goods and services. The amounts are unsecured, are recognised as a current liability and are normally paid within 30 days of recognition. The carrying amounts of trade and other payables are considered to be the same as their fair values, due to their short-term nature.



10 RATE REVENUE

General rate revenue

RATE TYPE	Rate in	Number of	Rateable	Rate	Budget	Total	Rate	YTD Actual	Total
	\$ (cents)	Properties	Value	Revenue	Reassessed	Revenue	Revenue	Reassessed	Revenue
				\$	\$	\$	\$	\$	\$
Gross rental value									
Gross Rental Value	0.098822	326	4,595,852	454,171	4,000	458,171	454,171	3,002	457,173
Unimproved value									
Unimproved Value	0.012310	364	254,734,000	3,135,776	4,000	3,139,776	3,132,544	372	3,132,916
Sub-Total		690	259,329,852	3,589,947	8,000	3,597,947	3,586,715	3,374	3,590,089
Minimum payment	Minimum Payment \$								
Gross rental value									
GRV - Dalwallinu	624	105	489,959	65,520	0	65,520	65,520	0	65,520
GRV - Kalannie	624	32	134,773	19,968	0	19,968	19,968	0	19,968
GRV - Other Towns	624	82	261,964	51,168	0	51,168	51,168	0	51,168
Unimproved value									
UV - Rural	728	30	580,478	21,840	0	21,840	25,480	0	25,480
UV - Mining	728	49	455,057	35,672	0	35,672	35,672	0	35,672
Sub-total		298	1,922,231	194,168	0	194,168	197,808	0	197,808
Discount						(160,000)			(174,968)
Amount from general rates						3,632,115			3,612,929
Ex-gratia rates						41,612			51,420
Total general rates						3,673,727			3,664,349

11 BORROWINGS

Repayments - borrowings

Information on borrowings		New Loans			Principal Repayments		Principal Outstanding		Interest Repayments	
Particulars	Loan No.	1 July 2023	Actual	Budget	Actual	Budget	Actual	Budget	Actual	Budget
		\$	\$	\$	\$	\$	\$	\$	\$	\$
Dalwallinu Sewerage Scheme	64	49,389	0	0	(11,471)	(23,507)	37,918	25,882	(202)	(4,300)
Dalwallinu Discovery Centre	157	398,700	0	0	(31,184)	(62,726)	367,516	335,974	(2,542)	(10,573)
Dalwallinu Recreation Centre	159	2,463,356	0	0	(31,612)	(63,698)	2,431,744	2,399,658	(17,672)	(91,426)
Bell St Subdivision	160	403,063	0	0	(80,120)	(160,485)	322,943	242,578	(524)	(2,227)
Total		3,314,508	0	0	(154,387)	(310,416)	3,160,121	3,004,092	(20,939)	(108,526)
Current borrowings		310,416					156,029			
Non-current borrowings		3,004,092					3,004,093			
		3,314,508					3,160,122			

All debenture repayments were financed by general purpose revenue.

KEY INFORMATION

Borrowing costs are recognised as an expense when incurred except where they are directly attributable to the acquisition, construction or production of a qualifying asset. Where this is the case, they are capitalised as part of the cost of the particular asset until such time as the asset is substantially ready for its intended use or sale.

Fair values of borrowings are not materially different to their carrying amounts, since the interest payable on those borrowings is either close to current market rates or the borrowings are of a short term nature. Non-current borrowings fair values are based on discounted cash flows using a current borrowing rate.

12 LEASE LIABILITIES

Movement in carrying amounts

Information on leases		1 July 2023	New Leases		Principal Repayments		Principal Outstanding		Interest Repayments	
Particulars	Lease No.		Actual	Budget	Actual	Budget	Actual	Budget	Actual	Budget
		\$	\$	\$	\$	\$	\$	\$	\$	\$
Gymnasium Equipment	E6N0162493	418	35,600	35,600	(4,334)	(8,900)	31,684	27,118	(729)	(1,260)
Administration Photocopiers	Ricoh	18,094	0	0	(1,599)	(3,824)	16,495	14,270	(346)	(779)
Total		18,512	35,600	35,600	(5,933)	(12,724)	48,179	41,388	(1,074)	(2,039)
Current lease liabilities		3,482					6,125			
Non-current lease liabilities		14,301					40,670			
		17,783					46,795			

All lease repayments were financed by general purpose revenue.

KEY INFORMATION

At inception of a contract, the Shire assesses if the contract contains or is a lease. A contract is or contains a lease, if the contract conveys the right to control the use of an identified asset for a period of time in exchange for consideration. At the commencement date, a right of use asset is recognised at cost and lease liability at the present value of the lease payments that are not paid at that date. The lease payments are discounted using that date. The lease payments are discounted using the interest rate implicit in the lease, if that rate can be readily determined. If that rate cannot be readily determined, the Shire uses its incremental borrowing rate.

All contracts classified as short-term leases (i.e. a lease with a remaining term of 12 months or less) and leases of low value assets are recognised as an operating expense on a straight-line basis over the term of the lease.

13 OTHER CURRENT LIABILITIES

	Note	Opening Balance 1 July 2023 \$	Liability transferred from/(to) non current \$	Liability Increase \$	Liability Reduction \$	Closing Balance 30 November 2023 \$
Other current liabilities						
Other liabilities						
Contract liabilities		0	0	2,934,822	(1,698,187)	1,236,635
Total other liabilities		0	0	2,934,822	(1,698,187)	1,236,635
Employee Related Provisions						
Provision for annual leave		187,998	0	0	0	187,998
Provision for long service leave		203,049	0	0	0	203,049
Total Provisions		391,047	0	0	0	391,047
Total other current liabilities		391,047	0	2,934,822	(1,698,187)	1,627,682

Amounts shown above include GST (where applicable)

A breakdown of contract liabilities and associated movements is provided on the following pages at Note 14

KEY INFORMATION

Provisions

Provisions are recognised when the Shire has a present legal or constructive obligation, as a result of past events, for which it is probable that an outflow of economic benefits will result and that outflow can be reliably measured.

Provisions are measured using the best estimate of the amounts required to settle the obligation at the end of the reporting period.

Employee Related Provisions

Short-term employee benefits

Provision is made for the Shire's obligations for short-term employee benefits. Short-term employee benefits are benefits (other than termination benefits) that are expected to be settled wholly before 12 months after the end of the annual reporting period in which the employees render the related service, including wages, salaries and sick leave. Short-term employee benefits are measured at the (undiscounted) amounts expected to be paid when the obligation is settled.

The Shire's obligations for short-term employee benefits such as wages, salaries and sick leave are recognised as a part of current trade and other payables in the calculation of net current assets.

Other long-term employee benefits

The Shire's obligations for employees' annual leave and long service leave entitlements are recognised as employee related provisions in the statement of financial position.

Long-term employee benefits are measured at the present value of the expected future payments to be made to employees. Expected future payments incorporate anticipated future wage and salary levels, durations of service and employee departures and are discounted at rates determined by reference to market yields at the end of the reporting period on government bonds that have maturity dates that approximate the terms of the obligations. Any remeasurements for changes in assumptions of obligations for other long-term employee benefits are recognised in profit or loss in the periods in which the changes occur. The Shire's obligations for long-term employee benefits are presented as non-current provisions in its statement of financial position, except where the Shire does not have an unconditional right to defer settlement for at least 12 months after the end of the reporting period, in which case the obligations are presented as current provisions.

Contract liabilities

An entity's obligation to transfer goods or services to a customer for which the entity has received consideration (or the amount is due) from the customer.

Capital grant/contribution liabilities

Grants to acquire or construct recognisable non-financial assets to identified specifications be constructed to be controlled by the Shire are recognised as a liability until such time as the Shire satisfies its obligations under the agreement.

14 GRANTS, SUBSIDIES AND CONTRIBUTIONS

Provider	Unspent grant, subsidies and contributions liability					Grants, subsidies and contributions revenue		
	Liability	Increase in Liability	Decrease in Liability	Liability	Current Liability	Adopted Budget	YTD Budget	YTD Revenue
	1 July 2023		(As revenue)	30 Nov 2023	30 Nov 2023	Revenue		Actual
	\$	\$	\$	\$	\$	\$	\$	\$
Grants and subsidies								
General Purpose Grant - WA Government	0	0	0	0	0	0	0	48,742
Untied Roads Grant - WA Government	0	0	0	0	0	0	0	35,679
DFES Operating Grant	0	0	0	0	0	52,998	13,249	20,535
State Library WA	0	0	0	0	0	0	0	3,369
COTA Seniors Week Grant	0	0	0	0	0	0	0	909
Direct Grant - Main Roads	0	0	0	0	0	353,438	353,438	353,438
	0	0	0	0	0	406,436	366,687	462,672
Contributions								
Collection of Legal Costs	0	0	0	0	0	10,000	4,166	5,921
Miscellaneous Reimbursements - GOV	0	0	0	0	0	2,300	590	0
Miscellaneous Reimbursements - PREV HEALTH	0	0	0	0	0	0	0	870
Miscellaneous Reimbursements - HEALTH	0	0	0	0	0	9,200	3,831	4,373
Miscellaneous Reimbursements - PRE SCHOOL	0	0	0	0	0	6,162	2,565	8,011
Miscellaneous Reimbursements - OTH WELFARE	0	0	0	0	0	200	50	175
Miscellaneous Reimbursements - STAFF HOUSING	0	0	0	0	0	5,740	3,406	1,423
Miscellaneous Reimbursements - OTH HOUSING	0	0	0	0	0	11,525	4,801	10,260
Miscellaneous Reimbursements - SEWERAGE	0	0	0	0	0	0	0	3,040
Miscellaneous Reimbursements - OTH COM	0	0	0	0	0	2,378	990	2,260
Containers Deposit Scheme Income	0	0	0	0	0	1,500	621	0
Collection Metal Rubbish	0	0	0	0	0	500	250	0
Miscellaneous Reimbursements - REC & CUL	0	0	0	0	0	159,937	66,625	43,474
Miscellaneous Reimbursements - ROAD MAIN	0	0	0	0	0	500	205	239
Street Light Contribution - Main Roads	0	0	0	0	0	5,000	2,081	0
Miscellaneous Reimbursements - ECON SERV	0	0	0	0	0	51,542	21,470	26,004
Miscellaneous Reimbursements - OTH PRO & SERV	0	0	0	0	0	19,200	7,958	6,878
Fuel Rebates - ATO	0	0	0	0	0	45,000	18,745	23,748
	0	0	0	0	0	330,684	138,354	136,675
TOTALS	0	0	0	0	0	737,120	505,041	599,347

15 CAPITAL GRANTS, SUBSIDIES AND CONTRIBUTIONS

Provider	Capital grant/contribution liabilities					Capital grants, subsidies and contributions revenue		
	Liability	Increase in	Decrease in	Liability	Current	Adopted	YTD	YTD
	1 July 2023	Liability	Liability	30 Nov 2023	Liability	Budget	Budget	Revenue
	\$	\$	(As revenue)	\$	\$	\$	\$	Actual
Capital grants and subsidies								
DFES LG Resilience Fund Grant	0	0	0	0	0	500,000	500,000	126,437
LRCI Phase 4 - Fecing OTH HOU	0	0	0	0	0	8,000	8,000	4,724
LRCI Phase 4 - Cemetery Toilet OTH COM	0	0	0	0	0	80,000	0	0
LRCI Phase 4 - Town Hall PUB HALL	0	0	0	0	0	140,000	0	130,357
LRCI Phase 4 - Shade Sails SWIM	0	0	0	0	0	92,000	92,000	0
CWSP Grant - Water Tank Projects	0	0	0	0	0	132,099	589,810	66,188
LRCI Phase 4 - OTH REC & SPORT	0	0	0	0	0	229,843	0	0
DFES LG Resilience Fund Grant	0	0	0	0	0	119,000	0	0
CRFF Grant - Hockey Pavillion	0	0	0	0	0	108,868	0	0
LRCI Phase 4 - Roads	0	0	0	0	0	621,000	669,950	245,680
DoT Footpahts	0	0	0	0	0	48,950	0	0
Main Roads Regional Road Group (RRG)	0	0	0	0	0	539,511	269,754	385,477
Dept Infr Roads to Recovery (RTR)	0	0	0	0	0	655,420	327,710	247,982
DFES DRFAWA AGRN962 Claim	0	0	0	0	0	35,000	35,000	0
Main Roads Wheatbelt Secondary Freight (WSFN)	0	0	0	0	0	5,418,336	1,547,476	450,052
LRCI Phase 4 - Tourism	0	0	0	0	0	27,400	27,400	37,011
	0	0	0	0	0	8,755,427	4,067,100	1,693,909

16 INVESTMENT IN ASSOCIATES

(a) Investment in associate

Aggregate carrying amount of interests in Local Government House accounted for using the equity method are reflected in the table below.

Carrying amount at 1 July

Carrying amount at 30 June

Adopted Budget Revenue		YTD Budget		YTD Revenue Actual
\$		\$		\$
0		0		142,607
0		0		142,607

SIGNIFICANT ACCOUNTING POLICIES

Investments in associates

An associate is an entity over which the Shire has the power to participate in the financial and operating policy decisions of the investee but not control or joint control of those policies.

Investments in associates are accounted for using the equity method. The equity method of accounting, is whereby the investment is initially recognised at cost and adjusted thereafter for the post-acquisition change in the Shire’s share of net assets of the associate. In addition, the Shire’s share of the profit or loss of the associate is included in the Shire’s profit or loss.

SHIRE OF DALWALLINU
 SUPPLEMENTARY INFORMATION
 FOR THE PERIOD ENDED 30 NOVEMBER 2023

17 BUDGET AMENDMENTS

Amendments to original budget since budget adoption. Surplus/(Deficit)

Description	Council Resolution	Classification	Non Cash Adjustment	Increase in Available Cash	Decrease in Available Cash	Amended Budget Running Balance
			\$	\$	\$	\$
Budget adoption						0
DFES AGRN962 Expenditure	10165	Capital expenses	0	0	(157,178)	(157,178)
				0	(157,178)	(157,178)

Shire of Dalwallinu

Bank Reconciliation

as at 30 November 2023

Balance as per General Ledger as at 1 November 2023 ✓ A910000 - Municipal Fund A910001 - Telenet Saver	99,133.02 528,400.03	627,533.05		627,533.05
Add Cash Receipts Daily Receipts BPAY Receipts Interest Received Transfer from Muni excess funds Term Deposit		2,135,202.07 97,437.49 883.46 1,100,000.00	✓	3,333,523.02 3,961,056.07
Less Cash Payments EFT Payments - Payroll EFT Payments (EFT15176 - EFT15326) Direct Debit - Fines Enforcement (DD17505.1) Direct Debit - Credit Card Payments (DD17484.1) Direct Debit - Superannuation Payments Bank Fees Direct Debit - Payment to DoT		129,345.29 1,285,611.58 83.50 8,074.63 25,425.31 1,044.04 100,262.15		1,549,846.50
Balance as per General Ledger as at 30 November 2023 ✓ A910000 - Municipal Fund A910001 - Telenet Saver	84,926.08 2,326,283.49	2,411,209.57	0.00	2,411,209.57
Add Returned Super Payment				32.25
Less Banking 29/11/23, received on 01/12/23 Banking 30/11/23, received on 04/12/23				13,874.90 10.50 2,397,356.42
Balance as per Bank Statements as at 30 November 2023 ✓ Muni Cheque Account - xxxx914 Business Telenet Saver - xxxx562		71,072.93 2,326,283.49	0.00	2,397,356.42

Prepared by

4/12/2023

Reviewed by

5/12/2023



For enquiries, message us on the Bankwest App or
Bankwest Online Banking, or call on 13 17 19
If you're a business customer, call 13 7000

BUSINESS ZERO TRAN ACCOUNT STATEMENT MUNI FUND

BSB Number	
Account Number	91-4
Period	18 Nov 23 - 30 Nov 23
Page 1 of 4	Statement Number 4153

THE COMMITTEE
SHIRE OF DALWALLINU
PO BOX 141
DALWALLINU WA 6609

Account of: SHIRE OF DALWALLINU

Note: DR - indicates debit balance

TRANSACTION DETAILS FOR ACCOUNT NUMBER: 91-4				
Date	Particulars	Debit	Credit	Balance
18 NOV 23	OPENING BALANCE			\$243,673.08
20 NOV 23			\$658.00	\$244,331.08
20 NOV 23			\$489.02	\$244,820.10
20 NOV 23			\$287.69	\$245,107.79
20 NOV 23			\$16,157.30	\$261,265.09
20 NOV 23			\$99.01	\$261,364.10
20 NOV 23			\$290.00	\$261,654.10
20 NOV 23			\$199.72	\$261,853.82
20 NOV 23			\$25.00	\$261,878.82
20 NOV 23			\$124.50	\$262,003.32
20 NOV 23			\$162.50	\$262,165.82
20 NOV 23			\$1,926.29	\$264,092.11
20 NOV 23			\$30.00	\$264,122.11
20 NOV 23			\$203.00	\$264,325.11
20 NOV 23			\$50.60	\$264,375.71
20 NOV 23			\$228.00	\$264,603.71
20 NOV 23		\$18,629.75		\$245,973.96
21 NOV 23			\$60.00	\$246,033.96
21 NOV 23			\$465.65	\$246,499.61
21 NOV 23			\$4,241.92	\$250,741.53
21 NOV 23			\$104.20	\$250,845.73
21 NOV 23			\$76.50	\$250,922.23
21 NOV 23			\$8,720.75	\$259,642.98
21 NOV 23		\$406.00		\$259,236.98
21 NOV 23			\$4,994.78	\$264,231.76
21 NOV 23			\$100.00	\$264,331.76
21 NOV 23			\$672.00	\$265,003.76
21 NOV 23	CARRIED FORWARD			\$265,003.76

Make sure you check the entries on this statement carefully. If you see something that doesn't seem right, call us on 13 17 19. For more information about your account, and for details of the dispute resolution mechanism that covers disputed transactions and complaints (including how to access the mechanism and to make a complaint – including to the external dispute resolution body - the Australian Financial Complaints Authority), please see the Product Disclosure Statement for this product (available at our website and branches), or call/visit us. Bankwest, a division of Commonwealth Bank of Australia ABN 48 123 123 124 AFSL / Australian credit licence 234945. If you don't want to receive promotional information from us, let us know by calling us on 13 17 19.

TRANSACTION DETAILS (Cont.)				
Date	Particulars	Debit	Credit	Balance
21 NOV 23	BROUGHT FORWARD			\$265,003.76
22 NOV 23			\$300.00	\$265,303.76
22 NOV 23			\$22.00	\$265,325.76
22 NOV 23			\$34.40	\$265,360.16
22 NOV 23			\$25.00	\$265,385.16
22 NOV 23			\$100.00	\$265,485.16
22 NOV 23			\$277.50	\$265,762.66
22 NOV 23			\$41.83	\$265,804.49
22 NOV 23			\$195.00	\$265,999.49
22 NOV 23			\$66.50	\$266,065.99
22 NOV 23			\$8,722.30	\$274,788.29
22 NOV 23		\$579.95		\$274,208.34
22 NOV 23			\$413,243.16	\$687,451.50
23 NOV 23			\$50.00	\$687,501.50
23 NOV 23			\$50.00	\$687,551.50
23 NOV 23			\$329.00	\$687,880.50
23 NOV 23			\$50.00	\$687,930.50
23 NOV 23		\$65,736.17		\$622,194.33
23 NOV 23		\$560,000.00		\$62,194.33
23 NOV 23			\$46.50	\$62,240.83
23 NOV 23			\$43.50	\$62,284.33
23 NOV 23			\$1,320.60	\$63,604.93
23 NOV 23		\$7,822.25		\$55,782.68
23 NOV 23		\$12,857.65		\$42,925.03
23 NOV 23			\$3,962.42	\$46,887.45
24 NOV 23			\$318.00	\$47,205.45
24 NOV 23			\$782.62	\$47,988.07
24 NOV 23			\$25.00	\$48,013.07
24 NOV 23			\$804.71	\$48,817.78
24 NOV 23			\$50.00	\$48,867.78
24 NOV 23			\$299.25	\$49,167.03
24 NOV 23			\$284.00	\$49,451.03
24 NOV 23			\$60.00	\$49,511.03
24 NOV 23			\$214.00	\$49,725.03
24 NOV 23			\$5,186.71	\$54,911.74
24 NOV 23		\$8,074.63		\$46,837.11
24 NOV 23		\$5,706.50		\$41,130.61
24 NOV 23			\$624.85	\$41,755.46
24 NOV 23			\$658.00	\$42,413.46
24 NOV 23			\$38.50	\$42,451.96
24 NOV 23			\$8,161.75	\$50,613.71
24 NOV 23		\$9,098.65		\$41,515.06
24 NOV 23			\$538.00	\$42,053.06
27 NOV 23			\$150.00	\$42,203.06
27 NOV 23			\$71.53	\$42,274.59
27 NOV 23			\$482.04	\$42,756.63
27 NOV 23			\$500.00	\$43,256.63
27 NOV 23			\$136.81	\$43,393.44
27 NOV 23			\$280.00	\$43,673.44
27 NOV 23			\$49.00	\$43,722.44
27 NOV 23	CARRIED FORWARD			\$43,722.44

TRANSACTION DETAILS (Cont.)				
Date	Particulars	Debit	Credit	Balance
27 NOV 23	BROUGHT FORWARD			\$43,722.44
27 NOV 23			\$202.50	\$43,924.94
27 NOV 23			\$633.00	\$44,557.94
27 NOV 23			\$25.00	\$44,582.94
27 NOV 23			\$49.00	\$44,631.94
27 NOV 23			\$126.00	\$44,757.94
27 NOV 23			\$1,444.10	\$46,202.04
27 NOV 23			\$30.00	\$46,232.04
27 NOV 23			\$203.00	\$46,435.04
27 NOV 23			\$228.00	\$46,663.04
27 NOV 23		\$1,450.15		\$45,212.89
28 NOV 23			\$731.79	\$45,944.68
28 NOV 23			\$1,797.39	\$47,742.07
28 NOV 23			\$290.20	\$48,032.27
28 NOV 23			\$35.38	\$48,067.65
28 NOV 23			\$952.00	\$49,019.65
28 NOV 23			\$1,376.40	\$50,396.05
28 NOV 23			\$30.00	\$50,426.05
28 NOV 23			\$791.90	\$51,217.95
28 NOV 23			\$904.00	\$52,121.95
28 NOV 23			\$1,215.00	\$53,336.95
28 NOV 23			\$904.00	\$54,240.95
28 NOV 23			\$1,387.50	\$55,628.45
28 NOV 23			\$57.50	\$55,685.95
28 NOV 23			\$12.00	\$55,697.95
28 NOV 23			\$2,965.24	\$58,663.19
28 NOV 23		\$7,981.75		\$50,681.44
28 NOV 23			\$960.00	\$51,641.44
29 NOV 23			\$284.00	\$51,925.44
29 NOV 23			\$223.50	\$52,148.94
29 NOV 23			\$250.00	\$52,398.94
29 NOV 23			\$620.00	\$53,018.94
29 NOV 23			\$336.86	\$53,355.80
29 NOV 23			\$30.00	\$53,385.80
29 NOV 23			\$1,791.34	\$55,177.14
29 NOV 23			\$538.00	\$55,715.14
29 NOV 23		\$413,606.33		\$357,891.19DR
29 NOV 23		\$180,000.00		\$537,891.19DR
29 NOV 23			\$1,751.44	\$536,139.75DR
29 NOV 23			\$28.00	\$536,111.75DR
29 NOV 23			\$4,390.35	\$531,721.40DR
29 NOV 23			\$538.00	\$531,183.40DR
29 NOV 23			\$60.00	\$531,123.40DR
29 NOV 23		\$14,253.70		\$545,377.10DR
29 NOV 23			\$596,867.00	\$51,489.90
30 NOV 23			\$329.00	\$51,818.90
30 NOV 23			\$728.00	\$52,546.90
30 NOV 23			\$1,057.04	\$53,603.94
30 NOV 23			\$13,583.60	\$67,187.54
30 NOV 23			\$2,547.98	\$69,735.52
30 NOV 23	CARRIED FORWARD			\$69,735.52

TRANSACTION DETAILS (Cont.)				
Date	Particulars	Debit	Credit	Balance
30 NOV 23	BROUGHT FORWARD			\$69,735.52
30 NOV 23			\$59.00	\$69,794.52
30 NOV 23			\$1,136.21	\$70,930.73
30 NOV 23		\$600.70		\$70,330.03
30 NOV 23		\$83.50		\$70,246.53
30 NOV 23			\$826.40	\$71,072.93
30 NOV 23	CLOSING BALANCE			\$71,072.93
	TOTAL DEBITS	\$1,306,887.68		
	TOTAL CREDITS		\$1,134,287.53	

TRANSACTION SEARCH RESULTS

Account: ██████████562
Account Nickname: BUSINESS TELENET SAVER
Date: From 01/11/2023 to 30/11/2023
Transaction Types: All Transaction Types
Opening Balance: \$528,400.03
Closing Balance: \$2,326,283.49

BSB NO.	ACCOUNT NO.	TRANSACTION DATE	NARRATION	CHEQUE NO.	DEBIT	CREDIT	ACCOUNT BALANCE
			IB TRANSFER				
302-162	0373562	29/11/2023	803444990 FROM 306-008-5365914 4:25PM			\$180,000.00	\$2,326,283.49
302-162	0373562	23/11/2023	Muni to telenet			\$560,000.00	\$2,146,283.49
302-162	0373562	16/11/2023	Muni to telenet			\$1,417,000.00	\$1,586,283.49
302-162	0373562	09/11/2023	Telenet to muni		-\$20,000.00		\$169,283.49
302-162	0373562	02/11/2023	Telenet to muni		-\$340,000.00		\$189,283.49
302-162	0373562	01/11/2023	CREDIT INTEREST			\$883.46	\$529,283.49

Page 1


Shire of Dalwallinu

Trust Bank Reconciliation

as at 30 November 2023

Balance as per General Ledger as at 1 November 2023 2T9900000 - Trust Fund ✓	0.00	0.00		0.00
Add Cash Receipts				0.00
Less Cash Payments				0.00
		0.00		0.00
Balance as per General Ledger as at 30 November 2023 2T9900000 - Trust Fund ✓	0.00	0.00	0.00	0.00
Add				
Less				
Balance as per Bank Statements as at 30 November 2023 2T9900000 - Trust Fund ✓		0.00	0.00	0.00

Prepared by

 1/12/2023

Reviewed by

 5/12/2023



For enquiries, message us on the Bankwest App or
Bankwest Online Banking, or call on 13 17 19
If you're a business customer, call 13 7000

**BUSINESS ZERO TRAN ACCOUNT STATEMENT
TRUST**

BSB Number	██████
Account Number	██████ 93-0
Period	1 Nov 23 - 30 Nov 23
Page 1 of 1	Statement Number 3587

THE COMMITTEE MEMBERS
SHIRE OF DALWALLINU
PO BOX 141
DALWALLINU WA 6609

Account of: SHIRE OF DALWALLINU

TRANSACTION DETAILS FOR ACCOUNT NUMBER: █████ 93-0				
Date	Particulars	Debit	Credit	Balance
01 NOV 23	OPENING BALANCE			\$0.00
30 NOV 23	CLOSING BALANCE			\$0.00
	TOTAL DEBITS	\$0.00		
	TOTAL CREDITS		\$0.00	

Make sure you check the entries on this statement carefully. If you see something that doesn't seem right, call us on 13 17 19. For more information about your account, and for details of the dispute resolution mechanism that covers disputed transactions and complaints (including how to access the mechanism and to make a complaint – including to the external dispute resolution body - the Australian Financial Complaints Authority), please see the Product Disclosure Statement for this product (available at our website and branches), or call/visit us. Bankwest, a division of Commonwealth Bank of Australia ABN 48 123 123 124 AFSL / Australian credit licence 234945. If you don't want to receive promotional information from us, let us know by calling us on 13 17 19.

9.3.3 Adoption of the 2022-2023 Annual Report and setting the Annual Meeting of Electors*

Report Date	19 December 2023
Applicant	Shire of Dalwallinu
File Ref	FM/9 Financial Reporting
Previous Meeting Reference	Nil
Prepared by	Hanna Jolly, Manager Corporate Services
Supervised by	Jean Knight, Chief Executive Officer
Disclosure of interest	Nil
Voting Requirements	Absolute Majority
Attachments	Annual Report including Independent Auditor's Report

Purpose of Report

For Council to accept the Annual Report and Financial Statements for 2022-2023 and set a date, time and place to convene the Annual Meeting of Electors.

Background

The Office of the Auditor General (OAG) have completed the audit of the 2022-2023 Financial Reports. The *Local Government Act 1995* requires that Council accept the report no later than 31 December 2023.

Further, the Act also requires that the Annual Report be presented to the Annual Electors Meeting no later than 56 days after it is accepted by Council. If the Annual Report is adopted at the OCM on 19 December 2023, the Annual Electors Meeting must be held on or before Tuesday 13 February 2024.

An Audit Exit meeting was held on Monday 4 December 2023 where the Auditor gave the Annual Audit Completion Report. Attendees at this meeting were Ms Iris Yap, Mr Conley Manifis, Mr Liam Gunton, Cr KL Carter, Cr SC Carter, Cr I Hyde, CEO Jean Knight and MCS Hanna Jolly.

Consultation

Auditor – Liam Gunton of William Buck

Auditor – Conley Manifis Partner of William Buck

Director OAG – Mark Ambrose and Iris Yap

Legislative Implications

State

Local Government Act 1995 – sections 5.27 Electors' general meeting, 5.29 Convening electors' meetings and 5.54 Acceptance of annual reports

Policy Implications

Nil

Financial Implications

Nil



Strategic Implications

Nil

Site Inspection

Site inspection undertaken: Not applicable

Triple Bottom Line Assessment

Economic implications

There are no known significant economic implications associated with this proposal.

Social implications

There are no known significant social implications associated with this proposal.

Environmental implications

There are no known significant environmental implications associated with this proposal.

Officer Comment

The Office of the Auditor General (OAG) has recently completed the 2022-2023 audit and the Independent Auditor's Report is attached to this report. The report indicates a clean audit for the Shire of Dalwallinu and there was no management letter issued for 2022-2023.

An Audit & Risk Management Committee meeting was held on 12 December 2023 where the Annual Report including the Audited Annual Financial Statements were presented for recommendations.

Audit & Risk Management Committee Recommendation

That Council accepts the recommendations from the Audit & Risk Management Committee and;

1. Adopts the 2022-2023 Annual Report including the Audited Annual Financial Statements;
2. Receives the 2022-2023 Independent Audit Report and Management Report;
3. Advise the Chief Executive Officer to convene the Annual Meeting of Electors for the 2022-2023 financial year, on 6 February 2024 commencing at 6:00pm in the Council Chambers, Dalwallinu;
4. Advise the Chief Executive Officer to convene the Annual Community Meeting at Kalannie on 26 March 2024 commencing at 5:00pm, following the March Ordinary Council Meeting;
5. Requests that the Chief Executive Officer give local public notice of the availability of the annual report and annual financial statements; and
6. Requests that the Chief Executive Officer publish the annual report on the Shire of Dalwallinu website within fourteen (14) days from the date the report is adopted by Council.



Committee Recommendation/Council Resolution

MOTION

Moved Cr
Seconded Cr

0/0



Annual Report 2022 - 2023



Shire
of Dalwallinu

Contents

About the Shire of Dalwallinu.....	3
Elected Members of the Shire.....	4
Elected Members Information and Attendance	5
Elected Members Training Report	6
Elected Members Fees, Expenses & Allowances.....	7
Management Structure	8
Employee Information	9
Senior Management Team	10
Shire President Message	11
Chief Executive Officer Message	13
Manager Corporate Services Report	18
Manager Works and Services Report	20
Manager Planning & Development Services Report	22
Dalwallinu Aquatic Centre Report	23
Bush Fire Control Report	24
Freedom of Information	25
Register of Minor Complaints	25
Objectives and Achievements 2022-2023	26
Objectives 2023-2024	28
Strategic Community Plan Scorecard 2022-2023.....	30
Citizenship Ceremonies	42
Competition Policy.....	43
Disability Access and Inclusion	44
Record Keeping Plan Report	45
Events & Programs	46
Staff Recognition & Award.....	56
2022-2023 Annual Financial Statements	59





About the Shire of Dalwallinu

The Shire of Dalwallinu is a strong, connected and thriving community. The Shire is based in the Wheatbelt region of Western Australia. The centre of the Shire is the town of Dalwallinu, situated 254km north east of Perth along the Great Northern Highway. Dalwallinu is unlike a lot of other country towns because it is diverse with both industry and agriculture.

We are not solely reliant on agriculture, with industries including plastics, concrete, mine engineering and fabrication. Our very strong industrial businesses are unique in a country town. The town is a support centre to the sheep and wheat farms of the district, and home to flourishing businesses and a diverse and growing community with established and strong agricultural industries.

Our population is growing each year, and we are seeing strong business outcomes from our region. For a range of businesses, Dalwallinu is ideally located along the Great Northern Highway, which links the capital of Perth with WA's northern-most port at Wyndham.

Being only 2 ½ hours drive away from Perth, Dalwallinu is close enough to be able to access Perth, but far enough away to capitalise on affordable land, rents and overheads. From retail and tourism, to mining, manufacturing and agricultural support industries, Dalwallinu provides all essential services for our community and far beyond to customers across Australia. We are an inclusive and diverse community. Fully staffed medical centre, a resident GP, mental health and counselling services. The District Hospital provides emergency care, telehealth services, as well as inpatient facilities for minor illness and permanent care.

Dalwallinu has a range of religious organisations and a significant population of overseas born residents due to the very successful Regional Repopulation Project. Dalwallinu welcomes new businesses to the area and with local government assistance, new initiatives are being implemented to address business needs including staff housing and workforce support. New businesses can apply for Shire rates concessions, marketing assistance, site works support and discounted application fees.

Locally-based farm enterprise support businesses include fertiliser and chemical suppliers, farm equipment businesses, and heavy machinery mechanics. Concrete, engineering, plastics, haulage service, logistics and transportation services are also based in Dalwallinu.



513 km
Meekatharra



307km
Geraldton



595km
Kalgoorlie



254km
Perth



Elected Members



Cr Keith Carter
Shire President
Mob: 0428 643 051
Term ends: 2023



Cr Steven Carter
Deputy Shire President
Mob: 0428 663 017
Term ends: 2023



Cr Jemma Counsel
Mob: 0428 642 085
Term ends: 2025



Cr Karen McNeill
Mob: 0429 020 285
Term ends: 2023



Cr Melissa Harms
Mob: 0437 663 035
Term ends: 2023



Cr Noel Mills
Mob: 0428 662 088
Term ends: 2025



Cr Diane Cream
Mob: 0417 908 317
Term ends: 2025



Cr Karen Christian
Mob: 0427 183 363
Resigned: February 2023

Former Councillor



Elected Members

Information and Attendance

Statutory Report Ordinary Council

Table 1: Attendance of Elected members at Council Meetings - 1 July 2022 to 30 June 2023

Elected Member	Ordinary Council Meetings (11)	Special Council Meetings (1)	Apologies	Leave of Absence
Cr KL Carter	11	1	0	0
Cr SC Carter	9	1	0	2
Cr KJ Christian <i>(Resigned February 2023)</i>	6	1	0	1
Cr JL Counsel	11	1	0	0
Cr DS Cream	10	1	1	0
Cr MM Harms	10	1	1	0
Cr KM McNeill	11	1	0	0
Cr NW Mills	10	1	0	1

Table 2: Elected Members Gender and background information - 1 July 2022 to 30 June 2023

Elected Member	Gender	Linguistic Background	Country of Birth	Aboriginal or Torres Strait Islander
Cr KL Carter	Male	English	Australia	No
Cr SC Carter	Male	English	Australia	No
Cr KJ Christian <i>(Resigned February 2023)</i>	Female	English	Australia	No
Cr JL Counsel	Female	English	Australia	No
Cr DS Cream	Female	English	Australia	No
Cr MM Harms	Female	English	Australia	No
Cr KM McNeill	Female	English	Australia	No
Cr NW Mills	Male	English	Australia	No

Table 3: Elected Members Age Range - 1 July 2022 to 30 June 2023

Age Range	Number
Between 18 years and 24 years	0
Between 25 years and 34 years	0
Between 35 years and 44 years	1
Between 45 years and 54 years	2
Between 55 years and 64 years	3
Over 64 years	2



Elected Members

Training Report 2022-2023

Members Training

Pursuant to Section 5.127 of the *Local Government Act 1995*:

1. A local government must prepare a report for each financial year on the training completed by Council members in the financial year.
2. The CEO must publish the report on the local government's official website within 1 month after the end of the financial year to which the report relates.

Non Mandatory Training

Elected Member	Training Program	Date of Program	Training Provider	Location
Cr KL Carter	Local Government Annual Convention	2 - 4 October 2022	WALGA	Perth
Cr SC Carter	Local Government Annual Convention	2 - 4 October 2022	WALGA	Perth
Cr KJ Christian	Local Government Annual Convention	2 - 4 October 2022	WALGA	Perth
Cr JL Counsel	Nil			
Cr DS Cream	Local Government Annual Convention	2 - 4 October 2022	WALGA	Perth
Cr MM Harms	Local Government Annual Convention	2 - 4 October 2022	WALGA	Perth
Cr KM McNeill	Local Government Annual Convention	2 - 4 October 2022	WALGA	Perth
Cr NW Mills	Nil			

Mandatory Training

Elected Member	Elected to Office	Council Members Essentials	Completion Date	Date Due for Completion
Cr KL Carter	2019	Completed		
Cr SC Carter	2019	Understanding Financial Reports and Budgets	10/07/2022	19/10/2020
Cr KJ Christian	2021	Completed		
Cr JL Counsel	2021	Completed		
Cr DS Cream	2021	Completed		
Cr MM Harms	2019	Completed		
Cr KM McNeill	2019	Completed		
Cr NW Mills	2021	Understanding Financial Reports and Budgets	13/08/2022	19/10/2020



Elected Members

Fees, Expenses and Allowances 2022-2023

Fees, Expenses and Allowances

Pursuant to Section 5.53(2)(i) of the *Local Government Act 1995*:

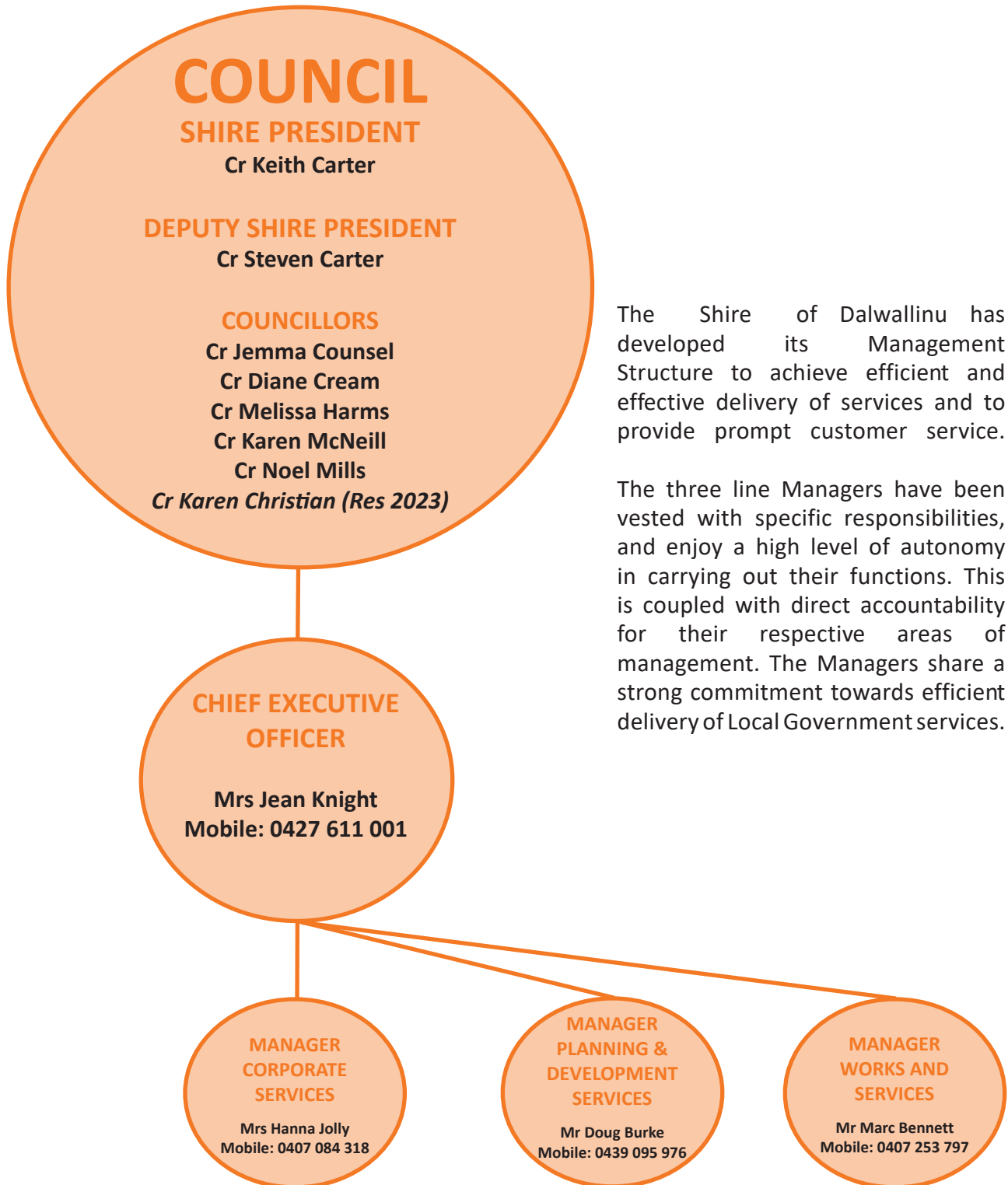
For the purposes of section 5.53(2)(i), the annual report for a financial year beginning on or after 1 July 2022 must include, in relation to fees, expenses or allowances paid during the financial year to council members, the mayor or the president, for each person -

- (a) the nature of the fee, expense or allowance; and
- (b) the total amount or value of each class of fee, expense or allowance.

Purpose	Meeting Attendance Fees	Travel Payment	President / Deputy President Allowance	Total Remuneration
Name				
KL Carter Shire President	\$8,085.00	\$1,258.56	\$10,000.00	\$19,343.56
SC Carter Deputy President	\$4,220.00		\$2,500.00	\$6,720.00
KJ Christian Councillor <i>Resigned Feb 2022</i>	\$2,660.00			\$2,600.00
JL Counsel Councillor	\$4,560.00	\$846.72		\$5,406.72
DS Cream Councillor	\$4,180.00			\$4,180.00
MM Harms Councillor	\$4,495.00	\$739.20		\$5,234.20
NW Mills Councillor	\$4,560.00			\$4,560.00
KM McNeill Councillor	\$4,600.00			\$4,600.00



Management Structure



Employee Information

Employee Information

- The number of employees of the Local Government entitled to an annual salary of \$130,000 or more is 5.
- There was no remuneration and allowances paid by the Local Government under Schedule 5.1 clause 9 during the financial year;
- There was no amount ordered under section 5.110(6)(b)(iv) to be paid by a person against whom a complaint was made under section 5.107(1), 5.109(1) or 5.114(1) to the Local Government during the financial year;
- The remuneration paid or provided to the Chief Executive Officer during the financial year;

The Shire of Dalwallinu is classified as a Band 3 Shire with a Total Reward Package for the Chief Executive Officer to be between \$167,533 - \$276,327.

The Shire of Dalwallinu, Chief Executive Officer was paid a Total Reward Package of \$241,307 in the 2022-2023 financial year.

The Total Reward Package is comprised of Base Salary, Association Membership Fees, Personal Benefit value of Motor Vehicle, Fringe Benefits Tax, Clothing Allowance, Superannuation and Utilities.

Employee Remuneration over \$130,000

Set out below, in bands of \$10,000 is the number of shire employees entitled to an annual salary of \$130,000 or more.

Salary Range \$	2022-2023
\$140,001 - \$150,000	1
\$150,001 - \$160,000	1
\$160,001 - \$170,000	1
\$170,001 - \$180,000	1
\$240,000 - \$250,000	1



Senior Management Team



Jean Knight
Chief Executive Officer



Hanna Jolly
Manager
Corporate Services



Doug Burke
Manager
Planning &
Development Services



Marc Bennett
Manager
Works & Services

Shire President's Message



Cr Keith Carter
Shire President

The 2022-2023 year started with the adoption of a budget the like of which was unimaginable when I first joined Council. With a total spend of \$20M plus this was double the size of the budget 10 years earlier. The budget was swelled with funds and grants from Wheatbelt Secondary Freight Routes (SFR), Local Roads and Community Infrastructure Program (LRCIP) on top of usual Federal Assistance Grants and Regional Road Group (RRG) monies.

LRCIP grants funding has allowed numerous capital projects to be undertaken this year. The most impressive being the Multi Purpose Early Childhood Learning Centre (MPECLC) which at a cost of \$2.8M would not have been possible without this extra grants funding. The MPECLC is now being used having been completed on time. Talking to some parents with children attending the MPECLC the building is going to be a great asset to the Shire and contribute much better outcomes in the children's early learning and child minding.

The roads capital projects and storm damage repairs carried out in 2022-2023 was extensive. River Hill were contracted to carry out the road works to rectify storm damage from 2021. This work has been completed to a high standard.

Wheatbelt Secondary Freight Network funding completed more 8mt seal on the Dalwallinu-Kalannie Road and Bell Road. This funding is very welcome as it takes the pressure off Shire funds to get these major roads up to a safe standard for heavy vehicles and general traffic.

In addition to this the Shire crew have done numerous other upgrades to roads throughout the Shire. I must thank the outside work crew under the guidance of Marc Bennett and Rod Broad for the completion of such a large program to a high standard.

Their commitment and attention to detail does not go unnoticed. This detail is also noted in the beautiful presentation of gardens, parks and ovals throughout Dalwallinu and surrounds. We receive many good comments from tourists and locals.



Shire President's Message

In March 2023 Dalwallinu started a new program which proved to be very enjoyable and a great success. The Wheatbelt Medical Student Immersion Program is designed to give medical students who have little or no experience of life in the country a short experience of wheatbelt life. The weather certainly turned on some heat for the few days and this made some of the excursions a bit uncomfortable but everybody survived. I would like to thank all the people who were involved in this program. A special thanks to bus driver and ambassador Gary Butcher and all the families who billeted the students during their stay.



Another new Committee established this year is the Youth Advisory Committee. The committee is comprised of two Councillors and four persons aged between twelve and twenty-four years. Congratulations to and well done on getting involved Cooper Jones, Lily Wallis, Molly-Rose Faniculli-Herron, and Charlotte Fanciulli-Herron. We look forward to seeing exciting things develop and already from the committees first meeting we have some great ideas for the younger community. Having been on Council through the period when the Medical Centre was not meeting patients expectations it is pleasing to see the way it is progressing now. This position was not reached without a lot of effort from Council and the Chief Executive Officer. It is rewarding to see the results and well done to those involved.

With the medical centre well-staffed and the tele health available at the Dalwallinu Hospital, the 24 hour gymnasium getting good patronage, exercise groups happening, coffee morning for seniors we have a holistic health position for the Shire which is great.

In October 2022 Councillors and the Chief Executive Officer attended the WALGA convention in Perth. At this years convention Chief Executive Officer Jean Knight was awarded the Local Government Distinguished Officers Award. This was in recognition of over 25 years service to Local Government. Deputy Shire President/ex President Cr Steven Carter was awarded the Merit Award for 14 years service to Council and the local community of Dalwallinu. Both of these awards are well deserved. I would like to thank all Councillors for their input throughout the year. Meetings are well attended and interesting and Dalwallinu Shire is lucky to have such a diverse and committed Council. In March Councillor Karen Christian resigned for family reasons. Councillor Christian was a valuable contributor to Council with her knowledge of emergency response and several areas we don't have experience, being a foster mum.

Council was given permission by the Minister to continue with seven members (no election to replace Karen) as the next election was within six months.

Lastly, I want to give a huge thanks to the Chief Executive Officer Jean Knight and her staff. With so many projects running, contractors and builders coming and going, businesses in the industrial area expanding and increasing needing planning supervision it has been a great effort to get everything completed.

The Shire is running well and I look forward to 2023-2024 being equally memorable.

Cr Keith Carter
SHIRE PRESIDENT



Chief Executive Officer's Message



Mrs Jean Knight
Chief Executive Officer

It gives me great pleasure to present my 2022-2023 report for the Shire of Dalwallinu.

Highlights of the 2022-2023 year include:

- Completion of Stage 1 of the Early Childhood Learning Centre
- Commencement of the shade structures at the Bowls Club
- Construction of Water Catchment Dam adjacent to the Sewerage Ponds
- New footpaths in Dalwallinu and Kalannie
- New Electronic Scoreboard for Kalannie Oval
- Generator at the Dalwallinu Recreation Centre
- Expenditure of \$11.1M on capital roadworks, \$1.68M on road maintenance

Bell Street Subdivision

The residential subdivision undertaken by the Shire has been a success. All but one of the lots now has a completed house or one nearing completion.

This has seen an investment of over \$4.5M of housing in the townsite.

As the demand for land remains high, Council has now commenced planning for a new eighteen (18) lot subdivision to the east of Wasley Street.



Tenders

The following tenders were called in 2022-2023:

- WSN Civil Works 2022-2023 – awarded to MCC Contractors
- Supply & Lay Asphalt – awarded to Prism Consulting & Contracting
- New Grader – awarded to AFGRI
- Dalwallinu Hockey Pavilion – awarded to Building Base
- WSN Civil Works – 2023-2024 – to be awarded in August 2023
- Cartage of Road Building Materials- awarded to Dudawa

Disposal of Property, Plant & Equipment

The following Property, Plant & Equipment were advertised for disposal:

- Lot 21 (1) Wasley Street, Dalwallinu – Disposed January 2023
- Lot 1001 Deacon and Lot 1002 Roberts Rd, Dalwallinu – Not disposed
- Lots 12,14,16 McNeill Street, Dalwallinu – Not disposed
- Lot 572 (16) Sawyer Ave, Dalwallinu – Disposed November 2022
- Lot 20 (2) Dungey Road, Dalwallinu – Disposed February 2023



Chief Executive Officer's Message

Shire events

Australia Day

The Australia Day celebrations were again held at the Aquatic Centre. This was well attended by the community.

- Mr Jimwell Cruz was awarded Active Citizen of the Year.

Anzac Day

The gunfire breakfast was again held at Memorial Park hosted by the Shire staff.



Citizenship Ceremonies.

We welcomed eight (8) new Australian citizens this year. Four were from the United Kingdom, two (2) from Zimbabwe, one (1) from the Phillipines and one (1) from Eritrea. These ceremonies were conducted by Shire President, Keith Carter.

Events/Programs

The Shire continued to jointly host, with the Lions Club, the Annual Street Party in December 2022. The Shire provided the music, children's entertainment, bar in the park and organised market stalls. Unfortunately, the weather was rather cool for the children to use the inflatables, but they still enjoyed the night.



Land Availability

The Shire was successful with two (2) applications through the Regional Development Assistance Program (RDAP) with Development WA. One was for a eight (8) lot industrial subdivision to the south of the existing industrial area and a nine (9) lot residential subdivision as Stage 3 of the Old Hospital Reserve development. DevelopmentWA are currently seeking contractors to undertake the civil works for both subdivisions. This is expected to be completed in the 2023-2024 financial year.

Lobbying for additional residential and industrial land has continued throughout 2022-2023. We have many proposals with the Department, Planning Lands and Heritage to convert Reserve land or Unallocated Crown Land to freehold for future development.



Chief Executive Officer's Message

Land - Kalannie

An application was lodged with DevelopmentWA via the Regional Development Assistance Program (RDAP) for the release of six lots on Rolinson Drive Kalannie. Unfortunately, this application was not successful even though evidence of demand was provided with the application.

Local Government Reforms

The first tranche of the local government reforms were passed by the State Government on 11 May 2023. The electoral reforms are aimed at strengthening local democracy, transparency and accountability by:

- Introducing optional preferential voting, bringing local government elections back in line with State and Federal elections and restoring the right of electors to express preferences;
- Requiring public election of the mayor or president for all larger councils;
- Abolishing the use of wards for smaller local governments;
- Aligning the size of council with the size of the population of each local government area;
- Enabling reforms to the owners and occupiers roll to prevent the use of 'sham leases', addressing critical findings of the Inquiry into the City of Perth;

Under the new reforms, local governments with a population less than 5,000 were limited to between 5-7 Elected Members. Council voluntarily undertook a review of their Elected Member Representation and resolved to reduce the number of Elected Members to seven (7). This was approved by the Minister in June 2023.

The upcoming elections in October 2023 will see four (4) vacancies.

Dalwallinu Town Hall

A community meeting was held 19 July 2022 which saw over sixty (60) members of the public in attendance along with Councillors and staff. The general feeling from the meeting was that the community wanted to repair and maintain the Town Hall.

A Request for Quote was issued for:

- Stage 1 – Demolition of the rear of the building that houses the public amenities and backstage dressing rooms which was completed in December 2022.
- Stage 2 – Upgrade the flooring with removal of existing timber flooring and replacing with concrete. Quotes were called, but due to the funding being held over, quotes will need to be called again in the 23-24 financial year.
- Stage 3 – Installation of flooring – quotes will be called for this on completion of Stage 2.



Sale of Two Properties – Wasley and Dungey

The Shire disposed of 1 Wasley Street and 2 Dungey Road, Dalwallinu early in 2023. Proceeds from the sale of these two properties have been placed in the Land & Buildings Reserve to assist with funding the proposed new residential subdivision.



Chief Executive Officer's Message

Wheatbelt Medical Student Immersion Program (WMSIP)

The Shire participated in their first MWSIP which took place in March 2023. This program aims to introduce medical students to the country to encourage them to consider rural placement after graduation.

The students arrived on Tuesday 14 March and were welcomed by the Shire President and enjoyed a sausage sizzle with host families.

This visit would not have been possible without the very generous host families agreeing to open their homes to the students and we thank all of the hosts.

Several local businesses participated with the program and provided insights to what life could be like should they consider a rural career. During their free time they were able to visit the local stores and the recreation precinct. They were very complimentary of the Dalwallinu Aquatic Centre, given the warm weather during their visit.



The students and host families as well as invited guests attended a dinner on their last night in town. The students performed a "rap song" for those present about their trip to Dalwallinu. The Shire President was in attendance and thanked them for coming to Dalwallinu and encouraged them to return and bring their friends and family with them.

A special thanks is to go to Gary Butcher for his assistance with organising the host families and for driving the students around in the bus.

We look forward to continuing this partnership with Curtin University and Rural HealthWest in future years and we urge people to consider becoming a host family for the students in March 2024.

Retro Bingo Night

A fund-raising event was held in March 2023 to raise funds for the external landscaping at the new Early Childhood Learning Centre. Local and external businesses were very generous with the donation of prizes for the event, with particular mention to the very generous donation from Shermac.

103 people attended the bingo night and enjoyed the event and the prizes that were on offer. Dalwallinu Hockey Pavilion.

Hockey Pavilion

An application was submitted to the Department of Sports and Recreation through the CSRFF program for a new Hockey Pavilion at the Dalwallinu Recreation Centre. The Shire was successful in receiving \$108,688 towards the project. This project is planned for completion by the start of the hockey season in 2024.



Chief Executive Officer's Message

EV Charging Station

At the December 2022 Council Meeting, Council resolved to allocate funds for the installation of an Electric Vehicle (EV) Charging Station. Whilst Synergy, Western Power and the State Government propose to install 98 EV charging stations across the state, none were planned for the northern wheatbelt.

Most EV's can only travel 450-500kms without having to re-charge. This does not make it possible for an EV to travel to Dalwallinu and return to their home. By installing an EV charging station, this provides the ability for travellers to visit Dalwallinu for a day trip or an overnight stay with them being able to re-charge and return home.

The rapid charging EV station will be placed at the rear of the Dalwallinu Town Hall. It is expected that it will be installed by September 2023.



Community Grants

Council allocates \$20,000 per annum for Community Grants. There are two rounds of \$10,000 each year. The successful recipients in 2022-203 were:

- Kalannie Community Resource centre – Portable BBQ as an addition to the Mobile Coffee Trailer
- Wubin Progress Association – Purchase materials to refurbish the loading ramp
- Dalwallinu Playgroup – purchase of play equipment and fit out for new space at the ECLC

Staff

Again, I would like to thank the staff, led by the Senior Management Team for their efforts over the past twelve months. The 2022-2023 budget had a very large program, and we are pleased to advise that the projects were delivered on time and within budget. If they weren't completed it was due to a hold up by an external stakeholder.

A big thank you to Ally Bryant for stepping into the Manager Corporate Services role while Hanna Jolly went on parental leave. Hanna returned to the Shire in April 2023.

The Works & Services team, has seen a few changes this year:

Appointments	Resignations/Terminations
Christian Knight	Neil Stalkey
Lorraine Coetzee	Kyle Harris
Janine Niewoudt	Glenn Merrett
Lex Pronk	Janine Niewoudt
Darren Streets	Ted Richards
Jonathon Bowden	

The Administration team has seen minimal changes this year:

Appointments	Resignations/Terminations
Tania Jones	Julie Bain
	Jo Jones

I would like to thank the Councillors, Staff and community for their support over the past twelve months and look forward to another exciting and extremely busy year ahead.

Jean Knight
CHIEF EXECUTIVE OFFICER



Corporate Services



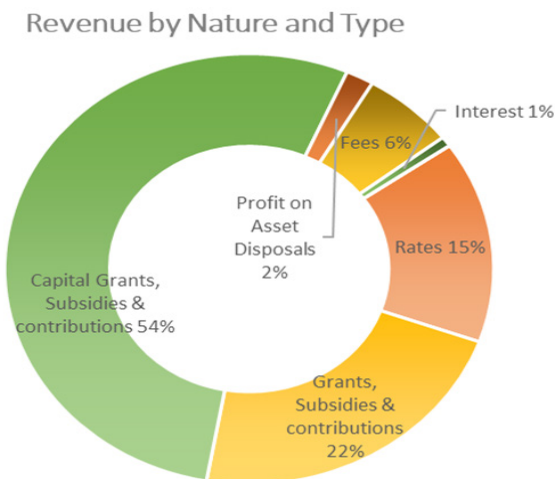
Mrs Hanna Jolly
Manager Corporate Services

Finance

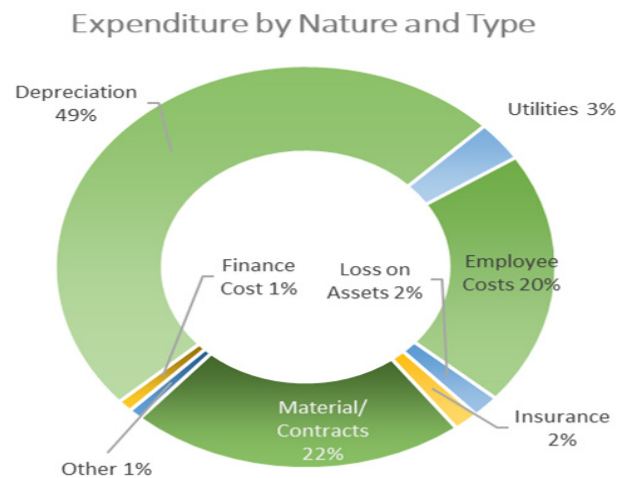
This financial year resulted in a surplus of \$5.58 million which was due to three main reasons. An early payment of Financial Assistance Grant Funding (FAGS) totalling \$3.7 million, unfinished projects carried forward and savings on items budgeted for in 2022-2023. All this surplus has been budgeted to be expended in the 2023-2024 financial year.

The following 2022-2023 revenue and expenditure are detailed in graphs showing by Nature and Type.

Graph 1 - Revenue



Graph 2 - Expenditure



Rates	3,548,571
Operating Grants	
Subsidies and Contributions	5,205,892
Non-Operating Grants	
Subsidies and Contributions	12,538,476
Profit on Asset Disposals	429,896
Fees and Charges	1,430,206
Interest Earnings	173,908
Other Revenue	35

Employee Costs	2,461,829
Materials and Contracts	2,619,349
Utility Charges	383,328
Depreciation	5,929,265
Finance Costs	117,165
Insurance	197,032
Other Expenditure	106,051



Corporate Services

Reserve Accounts

The Shire has a total of \$4,398,920 cash backed reserves (see note 27 in the financial report for a breakdown of this amount). The Land & Building Reserve and Sewerage Scheme Reserve are holding the largest amounts currently. The Land & Buildings Reserve includes proceeds from the Bell St subdivision sales (offsets loan payments) and Shire house sales during 2022/2023. The Sewerage Scheme Reserve is to undertake further works as per the Sewer Master Plan.

Loans and Borrowings

There were no new loans taken out during the year. Debt principal repaid during the year was a net \$304,000. Current outstanding loan principal at the end of the financial year is \$3,314,509 which is made up of four loans. These loans are for Dalwallinu Sewerage Scheme, Dalwallinu Discovery Centre, Dalwallinu Recreation Centre and Bell St Subdivision.

Rates

The Shire raised a total of \$3,548,571 in Rates revenue and at the 30 June 2023 the amount of unpaid rates (including legal fees) was \$29,019 (0.82%).

Interest

Interest earnings for the 2022-2023 financial year amounted to \$173,908 against a budget of \$30,737. Interest rates increased significantly during the 2022-23 financial year, resulting better return on Shire investments than anticipated at the budget stage. Management is always trying to ensure the highest interest rate possible, when reinvesting Shire funds.

Grant Funding Received

Note 2(a) of the Financial Report provides the total grants received for operating and capital for the year 2022-2023. In addition to this note the following table provides a breakdown of the significant grants that the Shire received for the 2022-23 year.

Project	Funder/Program	Amount
Roads and General Purpose Funding	Federal Government (in \$3.7M advance for 2023/2024)	4,571,777
Road Maintenance	Main Roads WA	328,600
LRCI Program Phase 3 – Multi Purpose Early Learning Childhood Building	Local Roads and Community Infrastructure Program (LRCIP)	1,400,000
LRCI Program Phase 3 – Capital Footpath Works	Local Roads and Community Infrastructure Program (LRCIP)	119,820
Capital Road Works	Roads to Recovery Federal Government	808,525
Capital Road Works	Regional Road Group WA	576,396
Capital Road Works	Wheatbelt Secondary Freight Network – Main Roads	4,762,162
ESL Operational Funding	Department of Fire & Emergency Services (DFES)	4,871,573

Community Grants and Support Provided

There were no payments under the Community Grant Scheme during 2022-2023 however Council approved three community grants during the year. This expenditure has been carried forward to 2023-2024. This support is available to the local groups and sporting clubs wishing to improve their facilities, equipment, and services.

Other

I would like to formally thank Ally Bryant for covering my parental leave period and ensuring a smooth handover. I would also like to express my thanks to the Chief Executive Officer and all the Staff for their ongoing support during the year.

Hanna Jolly
MANAGER CORPORATE SERVICES



Works & Services



Mr Marc Bennett
Manager Works & Services

Road Construction

\$11.6M was invested in road preservation throughout the Shire of which \$576,396 was received from 'Regional Road Group', \$808,525 from 'Roads to Recovery', \$4,762,162 from the 'Wheatbelt Secondary Freight Network', \$4,871,573 from WSNF, \$119,820 from LRCIP plus \$479,353 of Shire funds.

Projects included in 2022-2023 were:

Wheatbelt Secondary Freight Network

- Bell Rd (SLK 2.47-8.68)
- Dalwallinu-Kalannie Rd (SLK 26.58-31.47)
- Dalwallinu-Kalannie Rd (SLK 17.00-23.58)
- Dalwallinu-Kalannie Rd (SLK 15.00-17.00)

Regional Road Group

- Dalwallinu-Kalannie Rd (SLK 12.06-15.00)
- Pithara East Rd (SLK 10.86-14.86)

Roads to Recovery

- Pithara West Rd (SLK6.00-11.93)
- Rabbit Proof Fence Rd (SLK44.85-46.85)
- Annetts Rd (SLK0.00-0.93)
- Colin Anderson Dr (SLK0.0-0.45)
- Rabbit Proof Fence Rd (SLK41.50-44.85)

Shire Funded Projects

- Buntine Rock Access Rd
- Roberts Road

Road Maintenance

	2022-2023	2021-2022	2020-2021
Road Maintenance	\$ 596,647	\$ 409,305	\$ 430,953
Rural Road Maintenance Grading	\$ 603,588	\$ 593,252	\$ 710,186
Culvert & Headwalls	\$ 47,733	\$ 15,126	\$ 13,839
Patching & Potholes	\$ 45,552	\$ 39,403	\$ 36,304
Town St Maintenance	\$ 229,008	\$ 173,097	\$ 197,271
Footpath Maintenance	\$ 34,326	\$ 28,373	\$ 30,010
Street Cleaning	\$ 59,725	\$ 58,517	\$ 52,371
Stormwater Drainage Maintenance	\$ 72,637	\$ 8,765	\$ 28,840
Total	\$ 1,689,216	\$ 1,325,823	\$ 1,499,774

Parks and Gardens

\$466,666 was spent on the maintenance of the Shire's parks, ovals and reserves.

Stormwater Catchment

Road Upgrades were undertaken on Annetts Rd, Dalwallinu with the addition of a stormwater catchment dam. It is proposed that we will harvest the stormwater that is captured in the dam and use it for the town oval.



Works & Services

Works Requests

Works & Services			
	2022-2023	2021-2022	2020-2021
Parks & Gardens	16	8	18
Engineering (Roads,Verges)	42	80	58
Signage	0	3	0
Sewerage	96	60	59
Drains/Culverts	0	0	0
Footpaths	0	1	0
Building maintenance	391	436	341
Total	545	588	476

Staff Changes

Appointments

Christian Knight
Lex Pronk
Darren Streets
Jonathin Bowden
Glenn Merrett

Resignations/Terminations

Kyle Harris
Glenn Merrett
Ted Richards

Marc Bennett

MANAGER WORKS & SERVICES



Planning & Development Services



Mr Doug Burke
Manager Planning & Development Services

The determination of any applications for land use development within the local government area is the responsibility of the Shire under the Planning and Development Act 2005. The Western Australia Planning Commission has the authority to approve subdivisions.

The Minister of the Department of Planning, Lands and Heritage gives consent to any proposal to amend the local planning scheme on the advice of the Western Australia Planning Commission. Guiding land use and development in the Dalwallinu local government area is the Shire of Dalwallinu Local Planning Scheme No 2 and a number of subsidiary local planning policies.

Policy No 1 Offensive Uses
Policy No 2 Fences Amended
Policy No 3 East Pithara Road

Policy No 4 Stables
Policy No 7 Verandas Over Footpaths Policy
No 8 Sea Containers

Land Use & Development Application 2022-2023

Type of Activity	2022-2023	2021-2022	2020-2021
Planning Applications	11	15	15
Monetary Value	\$2,658.7K	\$4,944K	\$3,258K
Subdivisions	6	4	3
Scheme Amendments	0	2	1

Building Services

All building works other than exempted works require a building permit to be in force before construction takes place. The *Building Act 2011* empowers the local government to issue permits when satisfied that the proposed building work will comply with the National Construction Codes and any requisite provisions relating to State and local planning policy.

Types of Building Application

Type of Activity	2022-2023	2021-2022	2020-2021
Dwelling	7	13	13
Buildings ancillary to dwellings	16	17	9
Commercial	1	11	5
Industrial	7	1	5
Total Applications	31	42	32
Monetary value of all applications	\$8,406.6K	\$7,099.5K	\$7,243.6K

Doug Burke
MANAGER PLANNING & DEVELOPMENT SERVICES



Aquatic Centre



Mr Kim Johnson
Aquatic Centre Manager

The Dalwallinu Aquatic Centre enjoyed its 24th season in 2022-2023 and here are a few highlights from the season.

The Aquatic Centre attracted over 10,000 guests this season (10,047) I believe this is the first time over 10,000.

The Swim School had over 100 students enrolled over the two terms of swimming lessons.

We had eight ladies successfully complete the beginners swimming classes and can now swim the length of the pool. This was achieved by a grant from the Royal Life Saving Society of WA.



Another successful Pool Party for the 8 to 15 year old children with music supplied by local DJ WheatBeats.

A third casual position created in the Swim School with Cate joining the team and teaching our precious little ones their first swimming lessons. A big thank you to Sam and Jade for their continued excellence in teaching our school age children.

We held our second annual Easter Party. It looked like we attracted nearly all of Dalwallinu's zero to seven year old children and their parents, a great fun day was had by all.



We are looking forward to another successful season continuing with the popular programs and events for the people of Dalwallinu to be entertained and participate in aquatic activities.

Kim Johnson
DALWALLINU AQUATIC CENTRE



Bushfire Control Report



Mr Aaron Mills
Chief Bushfire Control Officer

There were 12 Reported Fires during the July 2022 to June 2023 Bushfire season.

5 x Header Fires (Only 1 header was lost, this fire resulted in about 400ha being burnt)
1 x Bailer Fire
2 x Lightning Strikes
1 x Wheel Bearing on Truck
3 x Unknown

Our crews attended 3 major fires in our neighbouring shires. 2 of those fires involved Headers and they were both lost to the fire.

I would like to thank the FCO's, volunteers and businesses who have given up their time to help keep our community safe.

We had a good turnout of people attending Bushfire training this year. We encourage all volunteers to keep up to date with their training to ensure everyone's safety on the fire ground.

Aaron Mills
CHIEF BUSHFIRE CONTROL OFFICER



Freedom of Information



Section 96 of the FOI *Freedom of Information Act* requires local governments to publish an Information Statement.

In summary, the Shire of Dalwallinu's statement indicates that the Shire of Dalwallinu is responsible for the good governance of the Shire, and carries out functions as required, including statutory compliance and provision of services and facilities.

The Shire of Dalwallinu maintains records relating to the function and administration of the Shire, each property within the Shire, and includes such documents as the Minutes of Meetings, Rate Book, Town Planning Scheme, Local Laws, Codes of Conduct, Register of Financial Interests, Register of Delegations, Financial Statements and Electoral Rolls.

These documents can be inspected free of charge at the Shire Administration Centre, 58 Johnston Street, Dalwallinu, during office hours.

No Freedom of Information requests were received in 2022-2023.



Register of Minor Complaints



Section 5.121 of the *Local Government Act 1995* (Register of Certain Complaints of Minor Breaches) requires the Complaints Officer for each local government to maintain a Register of Complaints which records all complaints that result in action under Section 5.110(6) (b) or (c) of the Act (Conduct of Certain Officials).

Section 5.53 (2) (hb) of the *Local Government Act 1995* requires disclosure in the Annual Report of details of entries made under Section 5.121 during the financial year in the Register of Complaints, including:

1. The number of complaints recorded in the register of complaints;
2. How the recorded complaint was dealt with; and
3. Any other details that the Regulations may require.

In accordance with these requirements, it is advised that no complaints or minor breaches under the *Local Government Act 1995* were received during 2022-2023.



Objectives & Achievements

2023-2024

The Council, in its 2022-2023 Annual Budget, proposed to undertake and achieve the following:

Name	Planned Works	Completion Date	Status
Arthur St, Wubin	Installation of Playground Equipment (subject to grant approval)	June 2023	Funding Delay – June 2024
Bell Street	Completion of a 4x2 Executive residence on Lot 2 Bell St	June 2023	Ongoing
Dalwallinu Aquatic Centre	Installation of Shade Sails over Toddler Pool (subject to grant approval)	October 2022	Funding Delay – June 2024
Dalwallinu Caravan Park	Repairs to Ablution facility (subject to grant approval)	April 2023	Project cancelled
Dalwallinu Cemetery	Installation of Ablution Facility (subject to grant approval)	June 2023	Funding Delay – June 2024
Dalwallinu Recreation Centre	Upgrade to Cricket Pitch (subject to grant approval)	October 2022	Funding Delay – June 2024
Dalwallinu Recreation Centre	Installation of Solar Battery System (subject to grant approval)	October 2022	Project cancelled
Dalwallinu Recreation Centre	Installation of Shade Shelters at Bowling Club	December 2022	Postponed to 2023-2024
Entry Statements	Upgrade of Entry Statements in Kalannie	June 2023	Postponed to 2023-2024
Footpaths	Construction of footpaths in Dalwallinu and Kalannie	December 2022	Completed
Great Northway Hwy, Wubin	Installation of Traffic Control Equipment (subject to grant approval)	June 2023	Project cancelled
Shire Employee Housing	Installation of Solar Panels, Air Conditioning and Shower upgrades	December 2022	Completed
Shire Other Housing	Shower & Bathroom Upgrades, Fencing	December 2022	Completed
Johnston St, Dalwallinu	Replacement of Gazebo at Tourist Parking Bay (subject to grant approval)	December 2022	Funding Delay – June 2024
Kalannie Sports Pavilion	Installation of Electronic Scoreboard (subject to grant approval)	June 2023	Completed
McNeill Street	Acquisition of Lot 255 (if required) for proposed Multi Purpose early learning Centre	June 2023	Ongoing



Objectives & Achievements

2023-2024

The Council, in its 2022-2023 Annual Budget, proposed to undertake and achieve the following:

Name	Planned Works	Completion Date	Status
McNeill Street	Construction of Multi Purpose Early Childhood Learning Centre	June 2023	Completed
McNeill Street	Landscaping of Multi Purpose Early Childhood Learning Centre (subject to grant approval)	June 2023	Completed
Myer Street	Acquisition of Old Fire Station Land	June 2023	Ongoing
Sewerage Ponds	Extension/Upgrade of Sewerage Ponds	June 2023	Completed
Shire Admin Centre	Replacement Flooring in Shire foyer	November 2022	Project cancelled
Shire Admin Centre	Server and Software Upgrade	June 2023	Completed
Shire Standpipes	Upgrade to Standpipe Controllers	December 2022	Completed
Road Construction	Ongoing upgrade and renewal works across the Shire	June 2023	Completed
Plant Replacement	Ongoing replacement of Plant as per Council's Plant Replacement Schedule	December 2022	Completed



Objectives

2023-2024

The Council, in its 2023-2024 Annual Budget, proposes to undertake and achieve the following major projects:

Name	Planned Works	Completion Date
Anderson Way 11B, Dalwallinu	Replace floor coverings	31 October 2023
Annetts Rd 68, Dalwallinu	Construction of 2x1 Modular Unit at rear of lot (Funded by DFES)	30 June 2024
Annetts Rd 68, Dalwallinu	Bathroom Upgrade	31 March 2024
Arthur St Lot 42-43, Wubin	Purchase of Land	30 June 2024
Bell Street 3, Dalwallinu	Completion of Executive Residence	31 March 2024
Burtons Corner, Dalwallinu	Sculpture	31 March 2024
Dalwallinu	Upgrade to Playground	30 June 2024
Dalwallinu	New Gazebo to Tourism Car Park	31 December 2023
Dalwallinu	Installation of Dual Use Footpaths	31 January 2024
Dalwallinu/ Kalannie	Purchase of LED lighting Towers, Generators, Visual Message Trailer	30 November 2023
Dalwallinu Aquatic Centre	Install Shade Sails	31 March 2024
Dalwallinu Cemetery	Construction of Ablution Facility	30 June 2024
Dalwallinu Medical Centre	Replace floor coverings	31 March 2024
Dalwallinu Recreation Centre	Construction of new Gardeners Shed	31 March 2024
Dalwallinu Recreation Centre	Construction of Hockey Pavilion	30 April 2024
Dalwallinu Recreation Centre	Wall Mounted TV	31 August 2023
Dalwallinu Sports Club	Installation of Shade Structures at Bowling Greens	30 November 2023
Dalwallinu Town Hall	Removal of flooring and replace with concrete, internal painting	31 December 2023
Early Childhood Learning Centre	Landscaping	30 September 2023



Objectives

2023-2024

The Council, in its 2023-2024 Annual Budget, proposes to undertake and achieve the following major projects:

Name	Planned Works	Completion Date
EV Charging Station	Upgrade to Power Supply & Installation of EV Station	30 September 2023
Kalannie CRC Building	Mural on Front Wall	30 June 2024
Kalannie Sports Pavilion	Replace floor coverings and plumbing upgrades	30 November 2023
Kalannie Sports Pavilion	Upgrade to drainage and sealing of car park area	28 February 2024
Kalannie	Installation of Entry Statements	30 June 2024
Kalannie	Installation of Memorial Wall	28 February 2024
Kalannie	Installation of 2 Water Tanks	30 May 2024
McNeill St Lot 255	Purchase of Land from Department of Planning, Lands & Heritage for ELC	30 June 2024
Myers St Lot 52, Dalwallinu	Purchase of Old Fire Station Land	30 June 2024
Plant Replacement	Ongoing replacement of Plant as per Council's Plant Replacement Schedule	December 2023
Rayner St 13, Dalwallinu	Refurbishment of Unit	31 October 2023
Roberts Rd, Dalwallinu	Installation of 2 Water Tanks	30 May 2024
Road Construction	Ongoing upgrade and renewal works across the Shire	30 June 2023
Salmon Gum Place 1, Dalwallinu	New Hot Water System	30 September 2023
Sewerage Ponds, Dalwallinu	Relace Filtration System	31 May 2024
Shire Admin Centre	Replace foyer flooring	30 June 2024
Wubin Sports Pavilion	Replace carpet	31 October 2023
Wubin	Upgrade to Playground	30 June 2024
Wubin	Installation of RV Dump Point	30 November 2023



Score Card

2022-2023

Strategic Community Plan 2017-2027 – Score Card 2022-2023

Goal 1 – Community (Social)			
Outcome 1.1: Enhanced And Expanded Medical And Other Appropriate Health Services			
Outcomes	Shire Activity/Action	Did we meet the outcome?	Comment
1.1.1 Advocate for additional medical services e.g Dental, physio	Nil	N/A	No advocacy undertaken for additional services in 2022-2023
1.1.2 Advocate and promote an integrated public and Community Health Programme	Nil	N/A	No advocacy undertaken for community health programme in 2022/2023
1.1.3 Investigate improved service delivery model	Advertised the Dalwallinu Medical Centre for private lease	Yes	Dalwallinu Medical Centre leased to Dr O Onikola for three years until October 2023.
1.1.4 Advocate for improvements to and extension in the availability of ‘in-home care and support services’	Nil	N/A	No progress on this outcome
1.1.5 Support regular provision of locum medical services	Nil	N/A	Medical Services not the Shire’s responsibility
Outcome 1.2: Enhanced quality of public amenities and all Shire facilities			
Outcomes	Shire Activity/Action	Did we meet the outcome?	Comment
1.2.1 Improve the cleaning services of public amenities and all Shire facilities	Cleaning contract was put out to tender.	Yes	No action required.
1.2.2 Improve lighting and universal access requirements in public places	Additional solar street lighting installed in Johnston Street.	Yes	Banner poles with solar lighting installed.
1.2.3 Promote greater usage of facilities for conferences and workshops	Marketing package developed for the Dalwallinu Recreation Centre	Yes	No progress on this outcome.



Score Card

2022-2023

Strategic Community Plan 2017-2027 – Score Card 2022-2023

Goal 1 – Community (Social)			
Outcome 1.3: Improved technology and electronic communication			
Outcomes	Shire Activity/Action	Did we meet the outcome?	Comment
1.3.1 Lobby State and Federal departments to improve mobile phone coverage	Lobbying continued for improved communication	Yes	No progress on this outcome. Field Solutions Group successful with application to install 3 towers in the Shire
1.3.2 Lobby for better access and capability to National Broadband Network	Nil	N/A	Nil
1.3.3 Support continued provision of public services such as Community Resource Centres	Provision of building at nil rental	Yes	Lease with Dalwallinu CRC expires 30 November 2028.
1.3.4 Encourage and support private enterprise solutions to improve communications	Shire representatives are members of Innovation Central Midlands Inc	Yes	CMI Inc has gone into recess.
Outcome 1.4: Improved youth activities and services			
Outcomes	Shire Activity/Action	Did we meet the outcome?	Comment
1.4.1 Improve ambiance and management of Recreation Centres	Council agreed to fund the upgrade to the Dalwallinu Recreation Centre after being unsuccessful with grant funding. Tender for upgrade was awarded early 2018. Project completed.	Yes	Completed
1.4.2 Enhance connections between DDHS and Shire Officers	Nil	N/A	Nil



Score Card

2022-2023

Strategic Community Plan 2017-2027 – Score Card 2022-2023

Goal 1 – Community (Social)			
Outcome 1.4: Improved youth activities and services			
Outcomes	Shire Activity/Action	Did we meet the outcome?	Comment
1.4.3 Enhance youth engagement and utilisation of recreation services	Provision of school holiday youth activities	Yes	School holiday programmes are well supported.
1.4.4 Engage with Early Learning Centre to investigate funding options, case studies for potential upgrades/extensions	Dalwallinu ELC is now being run by REED	No	New Multi Purpose Early Childhood Learning Centre completed. Co-location of Day care, Dalwallinu Playgroup and Dalwallinu Toy Library.
Outcome 1.5: Protected heritage areas and buildings			
Outcomes	Shire Activity/Action	Did we meet the outcome?	Comment
1.5.1 Continue to maintain a municipal heritage register	Municipal Register maintained	Yes	Ongoing
1.5.2 Investigate funding options for heritage listed assets	Nil	N/A	Nil
Outcome 1.6: Enhanced community meeting areas in each town			
Outcomes	Shire Activity/Action	Did we meet the outcome?	Comment
1.6.1 Redevelop townsites main streets	Continue to enhance streetscapes in towns	Yes	Planned projects for 2022-2023 all completed
1.6.2 Support entities such as Mens Shed	Nil	N/A	No progress on this outcome
Outcome 1.7: Improved and enhanced playground areas			
Outcomes	Shire Activity/Action	Did we meet the outcome?	Comment
1.7.1 Improve public amenities in playground areas	Nil	N/A	Nil action required in this area.
1.7.2 Provide appropriate shade structures in playgrounds	Nil	N/A	Nil action required in this area.



Score Card

2022-2023

Strategic Community Plan 2017-2027 – Score Card 2022-2023

Goal 1 – Community (Social)			
Outcome 1.8: Rejuvenated and enhanced recreation precinct and Dalwallinu Recreation Centre			
Outcomes	Shire Activity/Action	Did we meet the outcome?	Comment
1.8.1 Develop vibrant community hub space within the Dalwallinu recreation precinct	Completed in 2018-2019	Yes	Completed
1.8.2 Provide improved landscape and links with the amenity of recreational spaces and sporting facilities	As Above	Yes	As Above
1.8.3 Promote rejuvenated modern conference and function capabilities to regional users	Marketing package developed for the Dalwallinu Recreation Centre	Yes	Nil



Score Card

2022-2023

Strategic Community Plan 2017-2027 – Score Card 2022-2023

Goal 2 – Sustainable Living (Economic)			
Outcome 2.1: A growing Shire population			
Outcomes	Shire Activity/Action	Did we meet the outcome?	Comment
2.1.1 Improve and encourage additional accommodation for single workers and families	Council proposes to subdivide 1 Wasley Street for future employee accommodation	Yes	No progress on this outcome. Council is considering further residential subdivision on land in Wasley Street. Process is currently with State Govt.
2.1.2 Examine population growth targets and impact on capacity of existing essential services	Nil	N/A	No progress on this outcome
2.1.3 Update the Rural Repopulation Plan	Nil	N/A	No progress on this outcome
2.1.4 Promote decentralised development	Nil	N/A	No progress on this outcome
Outcome 2.2: Additional business development in the commercial and industrial sectors			
Outcomes	Shire Activity/Action	Did we meet the outcome?	Comment
2.2.1 Advocate for additional commercial businesses to set up in towns	Three lots re-zoned to commercial in McNeill Street.	Yes	Marketing of the vacant lots in McNeill St and Deacon St have been ongoing.
2.2.2 Continue to promote local employment opportunities through website	All Shire vacancies are advertised on the Shire website	Yes	Ongoing
2.2.3 Investigate options for a new industrial area for heavy industries	Compile data to show demand. All lots have now been sold.	N/A	DevelopmentWA have approved the extension of the LIA. Expected delivery date 2023-2024.
2.2.4 Develop and promote strategy for business development in Shire towns	Shire Business Attraction brochure completed and distributed	No	More marketing to be undertaken once land becomes available.



Score Card

2022-2023

Strategic Community Plan 2017-2027 – Score Card 2022-2023

Goal 2 – Sustainable Living (Economic)			
Outcome 2.3: Promote tourism and associated business in the are			
Outcomes	Shire Activity/Action	Did we meet the outcome?	Comment
2.3.1 Utilise websites to maximise promotion of the Shire	Shire website is up to date at all times with tourist information	Yes	Ongoing
2.3.2 Maintain partnerships with tourism groups	Partnerships with Wildflower Country, Discover Golden Horizons, Australia's Golden Outback	Yes	Ongoing
2.3.3 Develop partnerships to enhance & maintain/ rotate DDC educational displays	Nil	N/A	Little interest with people wanting to display at the DDC
2.3.4 Promote iconic landmarks – Rabbit Proof Fence and Dalgary Track	Nil	N/A	No progress on this outcome
Outcome 2.2: Additional business development in the commercial and industrial sectors			
Outcomes	Shire Activity/Action	Did we meet the outcome?	Comment
2.4.1 Improve and build additional accommodation for aged persons	Nil	N/A	Continue to finalise the purchase of Old Fire Station for future aged accommodation. Being held up by DFES.
2.4.2 Advocate for existing UCL to be released for development	Negotiate with State Government to purchase Reserves.	Yes	Continued follow up of proposals submitted to Department, Planning Lands and Heritage
2.4.3 Encourage a variety of housing types are available	Nil	Yes	Bell St subdivision has seen a variety of housing options.
2.4.4 Investigate potential joint venture arrangements for increased accommodation	Nil	N/A	No progress on this outcome



Score Card

2022-2023

Strategic Community Plan 2017-2027 – Score Card 2022-2023

Goal 2 – Sustainable Living (Economic)			
Outcome 2.5: Improved drainage of stormwater in towns			
Outcomes	Shire Activity/Action	Did we meet the outcome?	Comment
2.5.1 Advocate for culvert size increases across Great Northern Highway (Wubin)	Lobbied Main Roads WA	Yes	Lobbying to continue
2.5.2 Instigate improved maintenance of current drainage system	Continue with upgrades of sewerage system	Yes	No further sewer upgrades this year.
2.5.3 Increase capture and utilisation of storm water	Designs have been prepared. Need more work on location of proposed dam	Ongoing	New stormwater dam was constructed on Annetts Road.
Outcome 2.6: Improved road network			
Outcomes	Shire Activity/Action	Did we meet the outcome?	Comment
2.6.1 Ensure Restricted Access Vehicle (RAV) Network is fit for purpose to service agricultural transport needs	Nil	N/A	No progress on this outcome
2.6.2 Continue programme of road maintenance and reconstruction to meet asset renewal standards	Planned roadworks completed	Yes	Ongoing road maintenance and construction planned
2.6.3 Monitor annual freight task on Shire roads and lobby for sufficient funding	Nil	N/A	Successful with funding from WFSN for upgrades to Bell Rd and Dalwallinu-Kalannie Rd
2.6.4 Progress towards all Class A roads being 8 metres in width	When new Class A roads are planned for construction these are to 8m width	Yes	Ongoing



Score Card

2022-2023

Strategic Community Plan 2017-2027 – Score Card 2022-2023

Goal 2 – Sustainable Living (Economic)			
Outcome 2.7: Improved productivity and profitability of agriculture			
Outcomes	Shire Activity/Action	Did we meet the outcome?	Comment
2.7.1 Maintain the relationship with local Liebe Group	Continue with support	Yes	Continued with support of the Liebe Group with a financial contribution
2.7.2 Facilitate vermin and weed control activities where the need arises	Undertook verge spraying	Yes	Nil



Score Card

2022-2023

Strategic Community Plan 2017-2027 – Score Card 2022-2023

Goal 3 - Environment			
Outcome 3.1 Reduced feral animal population in the Shire			
Outcomes	Shire Activity/Action	Did we meet the outcome?	Comment
3.1.1 Continue to work with local farmers to reduce the Corella population	Corella Culls were held in Dalwallinu and Kalannie with varying success	Yes	Fortnightly culling from November – April in addition to annual February weekend cull
3.1.2 Continue support for Central Wheatbelt Biosecurity Association Inc	Continue to support as and when required.	N/A	Nil
Outcome 3.2 Reduced litter and improved ambiance of streetscapes			
Outcomes	Shire Activity/Action	Did we meet the outcome?	Comment
3.2.1 Expand litter maintenance works in the town sites	Nil	N/A	Nil
3.2.2 Encourage volunteer programs to assist with litter control	Nil	N/A	No progress on this outcome
3.2.3 Provide appropriate awards & prizes for excellence in tidy streets	Nil	N/A	No progress on this outcome
Outcome 3.3 Improved weed control in the Shire			
Outcomes	Shire Activity/Action	Did we meet the outcome?	Comment
3.3.1 Maintain weed management programs in the Shire	Nil	N/A	Nil
Outcome 3.4 Enhanced rehabilitation of reserves			
Outcomes	Shire Activity/Action	Did we meet the outcome?	Comment
3.4.1 Expand gravel pit rehabilitation program	Nil	N/A	Nil



Score Card

2022-2023

Strategic Community Plan 2017-2027 – Score Card 2022-2023

Goal 3 - Environment			
Outcome 3.5 Expanded recycling services			
Outcomes	Shire Activity/Action	Did we meet the outcome?	Comment
3.5.1 Promote greater use of DrumMuster	No longer conducted by the Shire	N/A	Nil
3.5.2 Education program on what to put in recycle bins	Regular advertising on Facebook to educate on recyclable items	Yes	Ongoing



Score Card

2022-2023

Strategic Community Plan 2017-2027 – Score Card 2022-2023

Goal 4 – Civic Leadership (Governance)			
Outcome 4.1 Improved communication/consultation across all towns with a variety of methods			
Outcomes	Shire Activity/Action	Did we meet the outcome?	Comment
4.1.1 Continue to engage the community in decision making and a shared responsibility to achieve our goals	Continued to liaise with the community in line with Councils Communication Plan and Community Engagement Plan Monthly newsletter well received Email database established	Yes	Continue to use the plans to engage the community
4.1.2 Review the Strategic Community Plan regularly through community engagement to ensure it represents the community's interests	Commenced review of the Strategic Community Plan and Corporate Business Plan in early 2020	Yes	SCP and CBP have been combined and is now called "Council Plan". Waiting on final regulations.
Outcome 4.2 Improved flexibility in and provision of customer service			
Outcomes	Shire Activity/Action	Did we meet the outcome?	Comment
4.2.1 Promote the alternative for payment options	Nil	N/A	Nil
4.2.2 Review staff work ethics and promote best practice customer service	Continued to promote the Customer Service Charter	Yes	All staff aware of Customer Service Charter
4.2.3 Monitor and develop response time to customer issues	As per Customer Service Charter	Yes	All staff aware of customer response times



Score Card

2022-2023

Strategic Community Plan 2017-2027 – Score Card 2022-2023

Goal 4 – Civic Leadership (Governance)			
Outcome 4.3 Improved emergency planning and response			
Outcomes	Shire Activity/Action	Did we meet the outcome?	Comment
4.3.1 Improve the coordination of emergency planning via the Local Emergency Management Committee	Quarterly meetings held	Yes	Nil
4.3.2 Encourage volunteers to work with emergency service providers	Nil	N/A	Nil
4.3.3 Advocate support for local emergency services	Council supports emergency services as and when required	Yes	Nil
4.3.4 Maintain and enhance support for Bush Fire Brigades and volunteers	The Shire administers the ESL for the bush fire brigades	Yes	Nil
Outcome 4.4 Strategic alliances to best serve Dalwallinu			
Outcomes	Shire Activity/Action	Did we meet the outcome?	Comment
4.4.1 Develop regional projects with adjoining shires in the Mid West and Wheatbelt	Dalwallinu is part of Innovation Central Midland Inc with the Shires of Moora and Wongan Ballidu to deliver regional projects	Yes	ICMI has ceased to exist. No further commitments
4.4.2 Provide services to other Shires e.g conference facilities	Nil	N/A	No progress on this outcome
4.4.3 Promote advantages of decentralised governance	Nil	N/A	No progress on this outcome
4.4.4 Lobby the State Government to highlight the current community of interest services and funded by the Shire, and the strategic National Highway location of the town of Dalwallinu	Nil	N/A	No progress on this outcome
4.4.5 Strive to ensure 'best practice' local governance is maintained	Continue to ensure best practice	Yes	Nil



Citizenship Ceremonies 2022-2023

The Shire conducted three (3) citizenship ceremonies throughout 2022 - 2023.

Date of Ceremony	Phillipines	UK	Republic of Ireland	Zimbabwe	Eritrea	Totals
23/08/2022		1	1			2
26/01/2023	1					1
27/06/2023		1		2	1	4
Total	1	2	1	2	1	7

In August 2022 the Shire conducted a Citizenship Ceremony for Ms Olivia Martin and Mrs Kirsten McKay. The Shire President Keith Carter presided at the ceremony. This was attended by family and friends of both recipients. The Shire hosted a small afternoon tea after the ceremony



Kirsten McKay, Shire President Keith Carter and Olivia Martin

On 27 June 2023 we welcomed Mr Raymond de Beer, Mrs Rosaleen de Beer, Calum de Beer and Mrs Salwa Nuru to the Australian Community. This ceremony was attended by Melissa Price MP who was on hand to congratulate the new citizens.

During the ceremonies all recipients are presented with momentos of Dalwallinu from the Shire and are provided with an afternoon tea to celebrate.

Shire President Keith Carter, Melissa Price MP, Miss Sandra Hany, Mr Adam Hussein and Mrs Salwa Nuru



Mrs Carol Armstrong chose Australia Day 2023 to receive Citizenship. The service was held after the Australia Day breakfast at the Dalwallinu Aquatic Centre and was attended by approximately 100 people. Mrs Armstrong was presented with her Citizenship by Shire President Keith Carter who warmly welcomed Carol to the Australia and Dalwallinu community. Her husband and children were in attendance to witness this occasion.



Carol Armstrong and family after the Ceremony



Melissa Price MP, Mr Raymond de Beer, Calum de Beer and Mrs Rosie de Beer



Competition Policy



Competition Reform

National Competition Policy (NCP) is designed to enhance the efficiency and effectiveness of public sector agencies and lead to more efficient use of all economic resources. There are a number of specific requirements placed on Local Government in the areas of competitive neutrality, legislation review and structural reform.

Each Local Government is required to report its progress in achieving NCP reforms in its annual report.

Competitive Neutrality

The principle of competitive neutrality is that government businesses should not enjoy a competitive advantage, or disadvantage, simply as a result of their public sector ownership. Measures should be introduced to effectively neutralise any net competitive advantage flowing from government ownership.

Competitive neutrality should apply to all business activities, which generate a user-pays income of over \$200,000, unless it can be shown it is not in the public interest.

A public benefit test is used to determine if competitive neutrality is in the public interest.

This involves assessing the benefits of implementing competitive neutrality against the costs. If the benefits exceed the costs, competitive neutrality should be implemented.

Annual Reports must show that a public benefit test has been conducted for all significant business activities. They should also provide information on how a decision was reached to implement or not implement competitive neutrality in each case.

If competitive neutrality has been found to be in the public interest, the Annual Report must show the schedule for implementing it over the coming year.

As the Shire of Dalwallinu does not have any 'Significant Business Activities' with an annual user-pays income exceeding \$200,000 pa this negates further action or reporting obligation.

Legislation Review

All Local Governments are required to assess which of their local laws might impact on competition and conduct a review of each to determine how any restrictive practices might be overcome.

There are specific reporting requirements which must be included in the Annual Report, including:

A statement of which local laws have been reviewed, the conclusions of those reviews, and an implementation schedule for any resultant recommendations;

In 2020, Council reviewed all Local Laws.

Structural Reform

Before Local Governments privatise a monopoly business activity or introduce competition into a sector dominated by a monopoly or near monopoly, the regulatory and commercial activities must be separated and a review undertaken.

Where applicable, all Local Governments in Australia must report their adherence to structural reform principles. At present, this requirement has a very limited impact on Local Government in Western Australia, and most will not need to provide this information.



Disability Access and Inclusion



The Shire of Dalwallinu is committed to facilitate the inclusion of people with disability through the improvement of access to its information, services, events and facilities.

In working towards this goal the Shire of Dalwallinu has worked progressively towards achieving the desired results in the key outcomes.

Our success includes:

DAIP available on our website;

- Confirmed our facilities meet the standard required;
- Improved Shire of Dalwallinu staff understanding of how to assist the public to obtain information in other formats; and
- Ongoing community consultation with key stakeholders to guide access and inclusion improvements.



Record Keeping Plan Report 2022 - 2023

Consistent with the provisions of the *State Records Act 2000*, the Shire of Dalwallinu on 24 March 2020 adopted an approved 'Recordkeeping Plan' and satisfied the compliance requirements of the Act, and has provided sufficient and appropriate training for the staff in this responsibility having had the Chief Executive Officer approve the Operational Procedures Manual for this training.

Purposes

The purpose of this Recordkeeping Plan (RKP) is to set out the minimum requirements as to which records are to be created by the Shire of Dalwallinu and how it is to keep its records. Recordkeeping Plans are to provide an accurate reflection of the recordkeeping program within the organisation, including information regarding the organisation's recordkeeping system(s), policies, disposal arrangements, practices and processes. The RKP is the primary means of providing evidence of compliance with the Act.

Objectives

The objectives of the Shire of Dalwallinu Recordkeeping Plan are to ensure:

- Compliance with Section 19 of the *State Records Act 2000*;
- Recordkeeping within the Local Government is moving towards compliance with State Records Commission Standards and Records Management Standard AS ISO 15489;
- Processes are in place to facilitate the complete and accurate record of business transactions and decisions;
- Recorded information can be retrieved quickly, accurately and cheaply when required; and
- Protection and preservation of the Local Government's records.

Performance Indicators

Under Section 6.2 of the Shire of Dalwallinu's Recordkeeping Plan, Performance Indicators, as listed below, were tested successfully with less than 10% error rate being recorded:

- An annual test to retrieve documentation with a random choice;
- Selection of twenty items with an error rate less than 10% being acceptable.
- State records commission standard 2: Principal 6

Record Keeping Training Program

This Shire employs one full time Customer Service Officer, who has been trained to be proficient in all aspects of Records Keeping in relation to the software Council has in place with Synergy Soft. The Records Officer also provide training to other staff in relation to the requirements of the Records Keeping Plan.

Review of the efficiency and effectiveness of the record keeping training program

A briefing session for all staff on the requirements of the RKP and their responsibilities is conducted regularly. The Shire of Dalwallinu's induction program addresses employees' roles and responsibilities in regard to their compliance with the Record Keeping Plan (RKP).

Each new employee is presented with a comprehensive Induction Manual which includes the requirements of the RKP. The Records Officer also provides – brief overview of the practical application of the plan.




Events and Programs

Annetts Road Reconstruction



Garland Street, Reconstruction



McNeill Street - new microseal trial



Events and Programs

Dalwallinu Recreation Centre - Oval Renovations



New footpaths - Johnston Street





New footpaths - James Street



Events and Programs

Multi Purpose Childhood Early Learning Centre



Events and Programs

Sewer Pond Extension



Asset Inspections



Peterson Road - Culverts



Kalannie Totem Poles



Events and Programs



Australia Day Community Citizens of the Year 2023

Active Community Citizen of the Year Mr Jimwell Cruz

Jimwell Cruz is an avid organiser of community events, in particular the Dally Sportsfest 2019 - 2022. This event has brought a basketball and volleyball tournament back to the local community and along with it, greater integration of the Australian and Filipino local communities under the banner of fitness and fun.

Unfortunately, Jim's efforts go mostly unnoticed. Luckily he is driven by a desire to bring the community together.

We congratulate Jimwell on his award.



Shire President Keith Carter congratulating -Mr Jimwell Cruz - Active Community Citizen of the Year 2023

Youth Active Community Citizen of the Year Ms Angel Cosape



Miss Angel Cosape - Active Young Community Citizen of the Year 2023

Angel Cosape enrolled at Dalwallinu District High School in 2018 and through perseverance and dedication overcame the many obstacles that being a new Australian in a regional centre brings. She completed her Year 10 studies with her career ambition of becoming a Registered Nurse. Angel wanted to be able to give back to rural communities and she decided to stay in Dalwallinu and complete her Year 11 and 12 studies online via SIDE with the support of the DDHS staff.

Angel enrolled in Certificate IV Preparation for Health and Nursing Studies through Central Regional TAFE. Angel's study program also included Workplace Learning which gave her the opportunity to work one day a week at the Dalwallinu Regional Hospital over a two-year period.

Angel's respectful and courteous manner with staff and residents was acknowledged by the Health Services Manager on completion. Angel consistently demonstrates motivation, initiative and ambition which has resulted in her being nominated for the Vocational Dux of 2022 for the upcoming Year 12 Graduation Ceremony being held in Perth.

Angel's success is an example to not only our students, but also the wider community, that you can achieve and aspire to be anything you want to be and you do not need to go to Perth to achieve this.



Events and Programs

Australia Day Community Citizens of the Year 2023



Senior Active Community Citizen of the Year Mrs Irene Mills AO, SSoJ

Irene has given many years of service to the Shire of Dalwallinu across numerous fields of endeavour, notably in health and aged care. Aside from her many achievements within health Irene was for many years the Chair of the Dalwallinu Community Resource Centre, was involved in Junior Farmers Association and later as an adult advisor to Junior Farmers and schoolchildren.

She was active within various sporting groups and as an entrant and judge at the Dalwallinu and Moora Agricultural shows. Irene has made many more contributions to community life than can be listed here. She continues to be active in the promotion of opportunities and equity of services within Dalwallinu and all rural communities and should be commended for her tireless efforts.

Irene was awarded an Order of Australia medal in 1996 for her services to health in rural communities. She was made a life member of the St John Ambulance Association and in 1998 was awarded an Officer Serving Sister medal (Oss.J). In 2001 Irene was named West Australian Volunteer of the Year by the National Health and Medical Research Council.



Mrs Irene Mills AO, SSoJ

Community Group or Event of the Year Shire of Dalwallinu & Lions Club of Dalwallinu

The Shire and the Lions Club of Dalwallinu have demonstrated active citizenship through the provision of a free annual event for all ages that provides entertainment and a sense of community in our small rural Shire. Whilst Dalwallinu is a vibrant Shire, the distance from the metropolitan area and larger regional centres means that local events to bring the community together and provide recreation are very important to the community's sense of liveability.

The event provides economic benefit for local businesses who open their stores throughout the event; the only night in the Shire that has late night trading, and provides an opportunity for small traders to hold stalls at which they can sell their goods with no commission charged. The majority of goods and services commissioned to hold the event are locally purchased, adding to the economic benefit for local suppliers.

The street party attracts attendees and traders from throughout the Shire of Dalwallinu and surrounding Wheatbelt Shires and has grown in number of attendees every year since its inception. Last year in excess of 300 people attended, and is recognised across the Wildflower Country and Australia's Golden Outback regional calendars of events.



Members of the Lions Club of Dalwallinu receiving their Award



Events and Programs

Rural Health West Wheatbelt Medial Student Immersion Program 2023

In 2023 the Shire participated for the first time in the Wheatbelt Medical Student Immersion Program. This program is run annually in coordination with many other Shires throughout Western Australia. It aims to introduce medical students to the country to encourage them to consider rural work after graduation.

This visit would not have been possible without the very generous host families agreeing to open their homes to the students and we would like to thank all of our hosts for this inaugural student visit. They were Gary and Kerry Butcher, Karen and Greg McNeill, Steve and Lee Anne Carter, Irene Mills, Diane and Jeff Cream, Charles and Gwen Hyde, Harry and Jane Hyde and Judy Flynn.

Gary Butcher was not only a host but he also agreed to be the bus driver for the visit. From the comments of the students this was a very popular choice and they appeared to have built a lovely rapport.



2023 Students with bus driver Gary Butcher




Anzac Day 2023



Events and Programs

2022 Shire of Dalwallinu and Lions Club of Dalwallinu Street Party



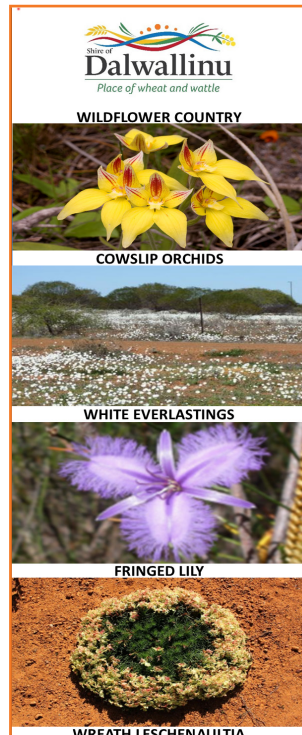


Events and Programs

Retro Bingo Fundraiser



Events and Programs


New Street Banners



Merrikah's Collard's Inspirational Banner

"The inspiration behind my piece of work was by using the sunset colours in the background, it would make the other objects stand out (tractor, water tank and windmill).

With Dalwallinu being so wheat/crop based, I thought it was important to make these farming objects stand out."



Staff Recognition & Awards

Local Government Distinguished Officer Award 2022 - Jean Knight

Chief Executive Officer Jean Knight was presented with the Local Government Distinguished Officer Award at the 2022 West Australian Local Government Association (WALGA) State Conference in Perth.

This Award is presented for Outstanding Contributions by Officers of Member Local Government or Employees of WALGA to the Local Government Sector.

To be eligible you must be an officer employed by a Local Government or an employee of WALGA. The award is presented in recognition of outstanding contributions to the Local Government Sector and to persons who have demonstrated leadership and outstanding achievements in the advancement of the Local Government sector.

The Council and staff congratulate Jean on this outstanding achievement which is a fitting reward for all the dedication and hard work that she has shown over her twenty two years in Local Government and more particularly for the work she has done as Chief Executive Officer for the Shire of Dalwallinu since 2016.



Merit Award 2022 - Councillor Steven Carter



Deputy Shire President Cr Steven Carter was presented with the Merit Award at the 2022 West Australian Local Government Association (WALGA) State Conference in Perth.

This Award is presented for Notable contributions to WALGA, Local Government and/or the Local Government Sector.

To be eligible you must be a President or Mayor, a State Councillor, an Elected Member, an employee of WALGA or a member Local Government or a Government Agency.

It is presented in recognition of notable contributions to WALGA, Local Government and/or the Local Government sector or for distinguished service and commitment to the Community. Cr Carter was elected to the Shire of Dalwallinu Council in 2007 and has served as Shire President and twice as Deputy Shire President.

The Council and staff congratulate Cr Carter on receiving this Merit Award as fitting recognition for his long and loyal service to the Shire of Dalwallinu and its residents.

Staff Recognition & Awards

10 Years Service to the Shire of Dalwallinu - Glenn Jones



Glenn Jones commenced work at the Shire of Dalwallinu on 31 October 2012 as a full-time truck driver / plant operator. Glenn has been described as a good machinery operator, with an excellent can-do attitude who is always willing to step up and get the job done. Well done Glenn.


Glenn receiving his 10 year certificate from CEO Jean Knight

Staff Farewells

Jo Jones commenced working at the Shire six and a half years ago. She began as the Economic Development Officer and moved across to take on the Dalwallinu Discovery Centre and Library.

During her time at the Shire she has successfully procured many Grants for various different community groups and sporting bodies as well as for the Shire and Library itself.

One of her greatest joys has been operating the library on wheels which ensures that the elderly and less mobile of the community still have access to the library.



Jo Jones

In Memory of Shane Zaknich 29-10-1967 to 26-12-2022

It is with much sadness that we acknowledge the passing of one of our colleagues, Shane Zaknich. Shane passed away unexpectedly on Boxing Day 2022. Shane was a great team member who will be missed by us all.



Shane Zaknich (Zak)



Ted Richards

Ted Richards commenced working for the Shire of Dalwallinu in since 2004 and after 19 years he is finally retiring from the Shire. Fellow staff members were present to farewell Ted.

Chief Executive Officer Jean Knight shared a few words about Ted and his time on the Shire. The Shire President Cr Keith Carter thanked Ted on behalf of the Councillors and residents of the Shire for his dedication and commitment to the job.

Ted was presented with personalised Number plates as a miniature CAT grader as well as several Shire mementos in recognition of his time with the Shire of Dalwallinu.



This page has been left intentionally blank



2022-2023 ANNUAL FINANCIAL STATEMENTS



SHIRE OF DALWALLINU
FINANCIAL REPORT
FOR THE YEAR ENDED 30 JUNE 2023

TABLE OF CONTENTS

Statement by Chief Executive Officer	2
Statement of Comprehensive Income	3
Statement of Financial Position	4
Statement of Changes in Equity	5
Statement of Cash Flows	6
Statement of Financial Activity	7
Index of Notes to the Financial Report	8
Independent Auditor's Report	41

The Shire of Dalwallinu conducts the operations of a local government with the following community vision:

Social and economic stability and well planned sustainable towns. A high standard of living, promoting business growth and nurturing agriculture in balance with the environment. A place of opportunity, acceptance of all people, strong health/aged care, educational facilities and a community favourable to extend families.

Principal place of business:
58 Johnston Street
Dalwallinu WA 6609

**SHIRE OF DALWALLINU
FINANCIAL REPORT
FOR THE YEAR ENDED 30 JUNE 2023**

*Local Government Act 1995
Local Government (Financial Management) Regulations 1996*

STATEMENT BY CEO

The accompanying financial report of the Shire of Dalwallinu has been prepared in compliance with the provisions of the *Local Government Act 1995* from proper accounts and records to present fairly the financial transactions for the reporting period ended 30 June 2023 and the financial position as at 30 June 2023.

At the date of signing this statement the particulars included in the financial report are not misleading or inaccurate.

Signed on the

4th

day of

DECEMBER

2023



Chief Executive Officer

Jean M Knight

Name of Chief Executive Officer



SHIRE OF DALWALLINU
STATEMENT OF COMPREHENSIVE INCOME
FOR THE YEAR ENDED 30 JUNE 2023

	NOTE	2023 Actual \$	2023 Budget \$	2022 Actual \$
Revenue				
Rates	2(a),24	3,548,571	3,541,508	3,394,968
Grants, subsidies and contributions	2(a)	5,205,892	884,983	4,894,012
Fees and charges	2(a)	1,430,206	1,452,134	1,227,224
Interest revenue	2(a)	173,908	30,737	27,686
Other revenue	2(a)	35	100	0
		10,358,612	5,909,462	9,543,890
Expenses				
Employee costs	2(b)	(2,461,829)	(2,702,554)	(2,174,005)
Materials and contracts		(2,619,349)	(2,775,278)	(2,638,588)
Utility charges		(383,328)	(445,845)	(427,585)
Depreciation		(5,929,265)	(5,990,306)	(5,691,202)
Finance costs	2(b)	(117,165)	(120,420)	(126,714)
Insurance		(197,032)	(214,234)	(187,287)
Other expenditure	2(b)	(106,051)	(153,590)	(130,346)
		(11,814,019)	(12,402,227)	(11,375,727)
		(1,455,407)	(6,492,765)	(1,831,837)
Capital grants, subsidies and contributions	2(a)	12,538,476	15,750,848	5,062,426
Profit on asset disposals		429,896	153,726	50,109
Loss on asset disposals		(215,659)	(14,257)	(208,137)
Fair value adjustments to financial assets at fair value through profit or loss	4	6,450	0	6,994
Loss on revaluation of Other infrastructure - gardens	8(a)	(429,345)	0	0
		12,329,818	15,890,317	4,911,392
Net result for the period		10,874,411	9,397,552	3,079,555
Other comprehensive income for the period				
<i>Items that will not be reclassified subsequently to profit or loss</i>				
Changes in asset revaluation surplus	16	(15,992,974)	0	5,012,068
Total other comprehensive income for the period	16	(15,992,974)	0	5,012,068
Total comprehensive income for the period		(5,118,563)	9,397,552	8,091,623

This statement is to be read in conjunction with the accompanying notes.

SHIRE OF DALWALLINU
STATEMENT OF FINANCIAL POSITION
AS AT 30 JUNE 2023

	NOTE	2023 \$	2022 \$
CURRENT ASSETS			
Cash and cash equivalents	3	10,007,331	8,385,962
Trade and other receivables	5	534,001	284,421
Inventories	6	13,751	10,157
TOTAL CURRENT ASSETS		10,555,083	8,680,540
NON-CURRENT ASSETS			
Trade and other receivables	5	6,377	12,991
Other financial assets	4	142,606	136,156
Property, plant and equipment	7	38,431,582	37,318,925
Infrastructure	8	266,563,705	276,104,729
Right-of-use assets	10(a)	17,667	22,183
TOTAL NON-CURRENT ASSETS		305,161,937	313,594,984
TOTAL ASSETS		315,717,020	322,275,524
CURRENT LIABILITIES			
Trade and other payables	11	434,519	765,558
Other liabilities	12	0	788,246
Lease liabilities	10(b)	3,482	23,028
Borrowings	13	310,416	304,001
Employee related provisions	14	391,047	411,575
TOTAL CURRENT LIABILITIES		1,139,464	2,292,408
NON-CURRENT LIABILITIES			
Lease liabilities	10(b)	14,301	0
Borrowings	13	3,004,093	3,314,508
Employee related provisions	14	18,224	40,213
Other provisions	15	245,705	214,599
TOTAL NON-CURRENT LIABILITIES		3,282,323	3,569,320
TOTAL LIABILITIES		4,421,787	5,861,728
NET ASSETS		311,295,233	316,413,796
EQUITY			
Retained surplus		57,161,860	46,892,232
Reserve accounts	27	4,398,920	3,794,137
Revaluation surplus	16	249,734,453	265,727,427
TOTAL EQUITY		311,295,233	316,413,796

This statement is to be read in conjunction with the accompanying notes.



SHIRE OF DALWALLINU
STATEMENT OF CHANGES IN EQUITY
FOR THE YEAR ENDED 30 JUNE 2023

	NOTE	RETAINED SURPLUS \$	RESERVE ACCOUNTS \$	REVALUATION SURPLUS \$	TOTAL EQUITY \$
Balance as at 1 July 2021		43,034,293	4,572,716	260,715,164	308,322,173
Comprehensive income for the period					
Net result for the period		3,079,555	0	0	3,079,555
Other comprehensive income for the period	16	0	0	5,012,068	5,012,068
Total comprehensive income for the period		3,079,555	0	5,012,068	8,091,623
Transfers from reserve accounts	27	1,260,769	(1,260,964)	195	0
Transfers to reserve accounts	27	(482,385)	482,385	0	0
Balance as at 30 June 2022		46,892,232	3,794,137	265,727,427	316,413,796
Comprehensive income for the period					
Net result for the period		10,874,411	0	0	10,874,411
Other comprehensive income for the period	16	0	0	(15,992,974)	(15,992,974)
Total comprehensive income for the period		10,874,411	0	(15,992,974)	(5,118,563)
Transfers from reserve accounts	27	874,441	(874,441)	0	0
Transfers to reserve accounts	27	(1,479,224)	1,479,224	0	0
Balance as at 30 June 2023		57,161,860	4,398,920	249,734,453	311,295,233

This statement is to be read in conjunction with the accompanying notes.

**SHIRE OF DALWALLINU
STATEMENT OF CASH FLOWS
FOR THE YEAR ENDED 30 JUNE 2023**

	NOTE	2023 Actual \$	2022 Actual \$
CASH FLOWS FROM OPERATING ACTIVITIES			
Receipts			
Rates		3,615,917	3,407,417
Grants, subsidies and contributions		4,824,440	5,381,471
Fees and charges		1,430,206	1,227,224
Interest revenue		173,908	27,686
Goods and services tax received		1,716,052	1,069,390
Other revenue		35	0
		11,760,558	11,113,188
Payments			
Employee costs		(2,431,025)	(2,145,828)
Materials and contracts		(3,066,534)	(2,412,423)
Utility charges		(383,328)	(427,585)
Finance costs		(117,165)	(128,884)
Insurance paid		(197,029)	(187,287)
Goods and services tax paid		(1,628,734)	(1,156,708)
Other expenditure		(106,051)	(135,547)
		(7,929,866)	(6,594,262)
Net cash provided by (used in) operating activities		3,830,692	4,518,926
CASH FLOWS FROM INVESTING ACTIVITIES			
Payments for purchase of property, plant & equipment	7(a)	(3,108,087)	(1,442,726)
Payments for construction of infrastructure	8(a)	(11,858,938)	(7,503,532)
Capital grants, subsidies and contributions		11,804,389	5,062,426
Proceeds from sale of property, plant & equipment		1,281,500	347,136
Net cash provided by (used in) investing activities		(1,881,136)	(3,536,696)
CASH FLOWS FROM FINANCING ACTIVITIES			
Repayment of borrowings	26(a)	(304,000)	(297,873)
Payments for principal portion of lease liabilities	26(b)	(24,187)	(23,359)
Net cash provided by (used in) financing activities		(328,187)	(321,232)
Net increase (decrease) in cash held		1,621,369	660,998
Cash at beginning of year		8,385,962	7,724,964
Cash and cash equivalents at the end of the year	3	10,007,331	8,385,962

This statement is to be read in conjunction with the accompanying notes.

SHIRE OF DALWALLINU
STATEMENT OF FINANCIAL ACTIVITY
FOR THE YEAR ENDED 30 JUNE 2023

	NOTE	2023 Actual \$	2023 Budget \$	2022 Actual \$
OPERATING ACTIVITIES				
Revenue from operating activities				
General rates	24	3,501,431	3,499,896	3,353,364
Rates excluding general rates	24	47,140	41,612	41,604
Grants, subsidies and contributions		5,205,892	884,983	4,894,012
Fees and charges		1,430,206	1,452,134	1,227,224
Interest revenue		173,908	30,737	27,686
Other revenue		35	100	0
Profit on asset disposals		429,896	153,726	50,109
Fair value adjustments to financial assets at fair value through profit or loss	4	6,450	0	6,994
		10,794,958	6,063,188	9,600,993
Expenditure from operating activities				
Employee costs		(2,461,829)	(2,611,747)	(2,174,005)
Materials and contracts		(2,619,349)	(2,700,695)	(2,638,588)
Utility charges		(383,328)	(445,845)	(427,585)
Depreciation		(5,929,265)	(5,990,306)	(5,691,202)
Finance costs		(117,165)	(120,420)	(126,714)
Insurance		(197,032)	(214,234)	(187,287)
Other expenditure		(106,051)	(153,590)	(130,346)
Loss on asset disposals		(215,659)	(14,257)	(208,137)
Loss on revaluation of non-current assets		(429,345)	0	0
		(12,459,023)	(12,251,094)	(11,583,864)
Non-cash amounts excluded from operating activities	25(a)	6,145,423	5,850,836	5,885,853
Amount attributable to operating activities		4,481,358	(337,070)	3,902,982
INVESTING ACTIVITIES				
Inflows from investing activities				
Capital grants, subsidies and contributions		12,538,476	15,750,848	5,062,426
Proceeds from disposal of assets		1,281,500	505,394	347,136
		13,819,976	16,256,242	5,409,562
Outflows from investing activities				
Purchase of property, plant and equipment	7(a)	(3,108,087)	(4,216,263)	(1,442,726)
Purchase and construction of infrastructure	8(a)	(11,858,938)	(14,697,429)	(7,503,532)
		(14,967,025)	(18,913,692)	(8,946,258)
Amount attributable to investing activities		(1,147,049)	(2,657,450)	(3,536,696)
FINANCING ACTIVITIES				
Inflows from financing activities				
Transfers from reserve accounts	27	874,441	1,031,813	1,260,964
		874,441	1,031,813	1,260,964
Outflows from financing activities				
Repayment of borrowings	26(a)	(304,000)	(304,000)	(297,873)
Payments for principal portion of lease liabilities	26(b)	(24,187)	(22,609)	(23,359)
Transfers to reserve accounts	27	(1,479,224)	(619,516)	(482,385)
		(1,807,411)	(946,125)	(803,617)
Amount attributable to financing activities		(932,970)	85,688	457,347
MOVEMENT IN SURPLUS OR DEFICIT				
Surplus or deficit at the start of the financial year	25(b)	3,177,164	2,908,832	2,353,531
Amount attributable to operating activities		4,481,358	(337,070)	3,902,982
Amount attributable to investing activities		(1,147,049)	(2,657,450)	(3,536,696)
Amount attributable to financing activities		(932,970)	85,688	457,347
Surplus or deficit after imposition of general rates	25(b)	5,578,503	0	3,177,164

This statement is to be read in conjunction with the accompanying notes.

SHIRE OF DALWALLINU
FOR THE YEAR ENDED 30 JUNE 2023
INDEX OF NOTES TO THE FINANCIAL REPORT

Note 1	Basis of Preparation	9
Note 2	Revenue and Expenses	10
Note 3	Cash and Cash Equivalents	13
Note 4	Other Financial Assets	13
Note 5	Trade and Other Receivables	14
Note 6	Inventories	15
Note 7	Property, Plant and Equipment	16
Note 8	Infrastructure	18
Note 9	Fixed Assets	20
Note 10	Leases	22
Note 11	Trade and Other Payables	23
Note 12	Other Liabilities	24
Note 13	Borrowings	25
Note 14	Employee Related Provisions	26
Note 15	Other Provisions	27
Note 16	Revaluation Surplus	28
Note 17	Restrictions Over Financial Assets	29
Note 18	Undrawn Borrowing Facilities and Credit Standby Arrangements	29
Note 19	Contingent Liabilities	30
Note 20	Capital Commitments	30
Note 21	Related Party Transactions	31
Note 22	Events Occurring After the End of the Reporting Period	33
Note 23	Other Significant Accounting Policies	34
Information required by legislation		
Note 24	Rating Information	35
Note 25	Determination of Surplus or Deficit	36
Note 26	Borrowing and Lease Liabilities	37
Note 27	Reserve accounts	39
Note 28	Trust Funds	40

SHIRE OF DALWALLINU
NOTES TO AND FORMING PART OF THE FINANCIAL REPORT
FOR THE YEAR ENDED 30 JUNE 2023

1. BASIS OF PREPARATION

The financial report of Shire of Dalwallinu which is a class 3 local government comprises general purpose financial statements which have been prepared in accordance with the *Local Government Act 1995* and accompanying regulations.

Local Government Act 1995 requirements

Section 6.4(2) of the *Local Government Act 1995* read with the *Local Government (Financial Management) Regulations 1997* prescribe that the financial report be prepared in accordance with the *Local Government Act 1995* and, to the extent that they are not inconsistent with the Act, the Australian Accounting Standards. The Australian Accounting Standards (as they apply to local governments and not-for-profit entities) and Interpretations of the Australian Accounting Standards Board were applied except for disclosure requirements of:

- AASB 7 Financial Instruments Disclosures
- AASB 16 Leases paragraph 58
- AASB 101 Presentation of Financial Statements paragraph 61
- AASB 107 Statement of Cash Flows paragraphs 43 and 45
- AASB 116 Property, Plant and Equipment paragraph 79
- AASB 137 Provisions, Contingent Liabilities and Contingent Assets paragraph 85
- AASB 140 Investment Property paragraph 75(f)
- AASB 1052 Disaggregated Disclosures paragraph 11
- AASB 1054 Australian Additional Disclosures paragraph 16

The *Local Government (Financial Management) Regulations 1997* specify that vested land is a right-of-use asset to be measured at cost, and is considered a zero cost concessionary lease. All right-of-use assets under zero cost concessionary leases are measured at zero cost rather than at fair value, except for vested improvements on concessionary land leases such as roads, buildings or other infrastructure which continue to be reported at fair value, as opposed to the vested land which is measured at zero cost. The measurement of vested improvements at fair value is a departure from AASB 16 which would have required the Shire to measure any vested improvements at zero cost.

Accounting policies which have been adopted in the preparation of this financial report have been consistently applied unless stated otherwise. Except for cash flow and rate setting information, the financial report has been prepared on the accrual basis and is based on historical costs, modified, where applicable, by the measurement at fair value of selected non-current assets, financial assets and liabilities.

The local government reporting entity

All funds through which the Shire controls resources to carry on its functions have been included in the financial statements forming part of this financial report.

All monies held in the Trust Fund are excluded from the financial statements. A separate statement of those monies appears at Note 28 of the financial report.

Judgements and estimates

The preparation of a financial report in conformity with Australian Accounting Standards requires management to make judgements, estimates and assumptions that effect the application of policies and reported amounts of assets and liabilities, income and expenses.

The estimates and associated assumptions are based on historical experience and various other factors that are believed to be reasonable under the circumstances; the results of which form the basis of making the judgements about carrying values of assets and liabilities that are not readily apparent from other sources. Actual results may differ from these estimates.

The balances, transactions and disclosures impacted by accounting estimates are as follows:

- estimated fair value of certain financial assets
- impairment of financial assets
- estimation of fair values of land and buildings, and infrastructure.
- estimation uncertainties made in relation to lease accounting

Initial application of accounting standards

During the current year, the following new or revised Australian Accounting Standards and Interpretations were applied for the first time.

- AASB 2020-3 Amendments to Australian Accounting Standards - Annual Improvements 2018-2020 and Other Amendments
- AASB 2020-6 Amendments to Australian Accounting Standards - Classification of Liabilities as Current or Non-current - Deferral of Effective Date
- AASB 2021-7a Amendments to Australian Accounting Standards - Effective Date of Amendments to AASB 10 and AASB 128 and Editorial Corrections [general editorials]
- AASB 2022-3 Amendments to Australian Accounting Standards - Illustrative Examples for Not-for-Profit Entities accompanying AASB 15

These amendments have no material impact on the current annual financial report

New accounting standards for application in future years

The following new accounting standards will have application to local government in future years:

- AASB 2014-10 Amendments to Australian Accounting Standards - Sale or Contribution of Assets between an Investor and its Associate or Joint Venture
- AASB 2020-1 Amendments to Australian Accounting Standards - Classification of Liabilities as Current or Non-current
- AASB 2021-2 Amendments to Australian Accounting Standards - Disclosure of Accounting Policies or Definition of Accounting Estimates
- This standard will result in a terminology change for significant accounting policies
- AASB 2021-7c Amendments to Australian Accounting Standards - Effective Date of Amendments to AASB 10 and AASB 128 and Editorial Corrections [deferred AASB 10 and AASB 128 amendments in AASB 2014-10 apply]
- AASB 2022-5 Amendments to Australian Accounting Standards - Lease Liability in a Sale and Leaseback
- AASB 2022-6 Amendments to Australian Accounting Standards - Non-current Liabilities with Covenants
- AASB 2022-7 Editorial Corrections to Australian Accounting Standards and Repeal of Superseded and Redundant Standards
- AASB 2022-10 Amendments to Australian Accounting Standards - Fair Value Measurement of Non-Financial Assets of Not-for-Profit Public Sector Entities

The amendment may result in changes to the fair value of non-financial assets. The impact is yet to be quantified.

Except as described above these amendments are not expected to have any material impact on the financial report on initial application.

SHIRE OF DALWALLINU
NOTES TO AND FORMING PART OF THE FINANCIAL REPORT
FOR THE YEAR ENDED 30 JUNE 2023

2. REVENUE AND EXPENSES

(a) Revenue

Contracts with customers

Recognition of revenue is dependant on the source of revenue and the associated terms and conditions associated with each source of revenue and recognised as follows:

Revenue Category	Nature of goods and services	When obligations typically satisfied	Payment terms	Returns/Refunds/Warranties	Timing of revenue recognition
Rates	General rates	Over time	Payment dates adopted by Council.	None	When rates notice is issued.
Grant contracts with customers	Community events and minor facilities	Over time	Fixed terms transfer of funds based on agreed milestones and reporting.	Contract obligation if project not complete	Output method based on project milestones and/or completion date matched to performance obligations as inputs are shared.
Grants, subsidies or contributions with no contractual commitments	General appropriations and contributions with no reciprocal commitment	No obligations	Not applicable.	Not applicable	When assets are controlled.
Fees and charges	Building, planning, development and animal management having the same nature as a licence regardless of naming	Single point in time	Full payment prior to issue.	None	On payment if the licence, registration or approval.
Fees and charges	Regulatory food, health and safety. Compliance safety check (pool)	Single point in time	Full payment prior to issue/inspection.	None	On payment of the of the inspection or check.
Fees and charges	Kerbside collection service	Over time	Payment on annual basis in advance. Billed with rates notice.	None	When rates notice is issued.
Fees and charges	Use of halls and facilities	Single point in time	In full in advance.	Refund if event is cancelled	On entry of hire.
Fees and charges	Use of Shire rental properties	Single point in time	In weekly, fortnightly or monthly payments in advance.	None	On payment of rent.
Fees and charges	Gym and Pool membership	Single point in time	Payment in full in advance.	None	On first entry of membership period.
Fees and charges	Cemetery services, library fees, private works, road construction materials and shire merchandise	Single point in time	Payment in full in advance or invoice on completion if purchase order is issued.	None	Output method based on provision of service or completion of works.
Fees and charges	Fines issued for breaches of local laws or relevant state legislation	Single point in time	Payment in full within defined time.	None	When fine notice is issued.
Other revenue	Insurance claims and other miscellaneous reimbursements	Single point in time	Payment in arrears for claimable event.	None	When claim is agreed or assets controlled.
Non-operating grants, subsidies and contributions	Construction or acquisition of recognisable non-financial assets to be controlled by the local government	Over time	Fixed terms transfer of funds based on agreed milestones and reporting.	Contract obligation if project not complete	Output method based on project milestones and/or completion date matched to performance obligations.

Consideration from contracts with customers is included in the transaction price.

2. REVENUE AND EXPENSES (Continued)

Revenue Recognition

Revenue recognised during the year under each basis of recognition by nature of goods or services is provided in the table below:

For the year ended 30 June 2023

Nature	Contracts with customers	Capital grant/contributions	Statutory Requirements	Other	Total
	\$	\$	\$	\$	\$
Rates	0	0	3,548,571	0	3,548,571
Grants, subsidies and contributions	5,205,892	0	0	0	5,205,892
Fees and charges	1,430,206	0	0	0	1,430,206
Interest revenue	0	0	0	173,908	173,908
Other revenue	0	0	0	35	35
Capital grants, subsidies and contributions	0	12,538,476	0	0	12,538,476
Total	6,636,098	12,538,476	3,548,571	173,943	22,897,088

For the year ended 30 June 2022

Nature	Contracts with customers	Capital grant/contributions	Statutory Requirements	Other	Total
	\$	\$	\$	\$	\$
Rates	0	0	3,323,912	71,056	3,394,968
Grants, subsidies and contributions	4,894,012	0	0	0	4,894,012
Fees and charges	1,227,224	0	0	0	1,227,224
Interest revenue	0	0	0	27,686	27,686
Capital grants, subsidies and contributions	0	5,062,426	0	0	5,062,426
Total	6,121,236	5,062,426	3,323,912	98,742	14,606,316

SHIRE OF DALWALLINU
NOTES TO AND FORMING PART OF THE FINANCIAL REPORT
FOR THE YEAR ENDED 30 JUNE 2023

2. REVENUE AND EXPENSES (Continued)

(a) Revenue (Continued)

Note	2023 Actual \$	2022 Actual \$
Interest revenue		
Interest on reserve account funds	88,544	11,146
Trade and other receivables overdue interest	10,203	10,855
Other interest revenue	75,161	5,685
	<u>173,908</u>	<u>27,686</u>
The 2023 original budget estimate in relation to: Trade and other receivables overdue interest was \$10,400.		
Fees and charges relating to rates receivable		
Charges on instalment plan	3,520	3,500
The 2023 original budget estimate in relation to: Charges on instalment plan was \$4,000.		

(b) Expenses

Auditors remuneration		
- Audit of the Annual Financial Report	27,500	20,900
- Other services – grant acquittals	0	4,000
	<u>27,500</u>	<u>24,900</u>
Employee Costs		
Employee benefit costs	2,190,698	2,034,895
Other employee costs	271,131	139,110
	<u>2,461,829</u>	<u>2,174,005</u>
Finance costs		
Interest and financial charges paid/payable for lease liabilities and financial liabilities not at fair value through profit or loss	117,165	126,714
	<u>117,165</u>	<u>126,714</u>
Sundry expenses	<u>106,051</u>	<u>130,346</u>
	106,051	130,346

SHIRE OF DALWALLINU
NOTES TO AND FORMING PART OF THE FINANCIAL REPORT
FOR THE YEAR ENDED 30 JUNE 2023

3. CASH AND CASH EQUIVALENTS

Note	2023	2022
	\$	\$
Cash at bank and on hand	5,608,411	4,591,825
Term deposits	4,398,920	3,794,137
Total cash and cash equivalents	10,007,331	8,385,962
Held as		
- Unrestricted cash and cash equivalents	5,608,411	4,591,825
- Restricted cash and cash equivalents	4,398,920	3,794,137
17	10,007,331	8,385,962

SIGNIFICANT ACCOUNTING POLICIES

Cash and cash equivalents

Cash and cash equivalents include cash on hand, cash at bank, deposits available on demand with banks and other short term highly liquid investments with original maturities of three months or less that are readily convertible to known amounts of cash and which are subject to an insignificant risk of changes in value.

Bank overdrafts are reported as short term borrowings in current liabilities in the statement of financial position.

Term deposits are presented as cash equivalents if they have a maturity of three months or less from the date of acquisition and are repayable with 24 hours notice with no loss of interest.

Restricted financial assets

Restricted financial asset balances are not available for general use by the local government due to externally imposed restrictions. Restrictions are specified in an agreement, contract or legislation. This applies to reserve accounts, unspent grants, subsidies and contributions and unspent loans that have not been fully expended in the manner specified by the contributor, legislation or loan agreement and for which no liability has been recognised.

4. OTHER FINANCIAL ASSETS

	2023	2022
	\$	\$
Non-current assets		
Financial assets at fair values through other comprehensive income	142,606	136,156
	142,606	136,156
Financial assets at fair value through profit or loss		
Units in Local Government House Trust - opening balance	136,156	129,162
Movement attributable to fair value increment	6,450	6,994
Units in Local Government House Trust - closing balance	142,606	136,156

Fair value of financial assets at fair value through profit or loss is determined from the net asset value of the units held in Trust at balance date as compiled by WALGA.

SIGNIFICANT ACCOUNTING POLICIES

Other financial assets at amortised cost

The Shire classifies financial assets at amortised cost if both of the following criteria are met:

- the asset is held within a business model whose objective is to collect the contractual cashflows, and
- the contractual terms give rise to cash flows that are solely payments of principal and interest.

Fair values of financial assets at amortised cost are not materially different to their carrying amounts, since the interest receivable on those assets is either close to current market rates or the assets are of a short term nature. Non-current financial assets at amortised cost fair values are based on discounted cash flows using a current market rates. They are classified as level 2 fair values in the fair value hierarchy (see Note 23 (i)) due to the observable market rates).

Interest received is presented under cashflows from operating activities in the Statement of Cash Flows where it is earned from financial assets that are held for cash management purposes.

Financial assets at fair value through profit or loss

The Shire has elected to classify the following financial assets at fair value through profit or loss:

- debt investments which do not qualify for measurement at either amortised cost or fair value through other comprehensive income.
- equity investments which the Shire has elected to recognise as fair value gains and losses through profit or loss.

SHIRE OF DALWALLINU
NOTES TO AND FORMING PART OF THE FINANCIAL REPORT
FOR THE YEAR ENDED 30 JUNE 2023

5. TRADE AND OTHER RECEIVABLES

Current

Rates and statutory receivables

Trade receivables

GST receivable

Non-current

Rates and statutory receivables

Note	2023	2022
	\$	\$
	30,307	51,808
	503,694	145,295
	0	87,318
	534,001	284,421
	6,377	12,991
	6,377	12,991

SIGNIFICANT ACCOUNTING POLICIES

Rates and statutory receivables

Rates and statutory receivables are non-contractual receivables arising from statutory requirements and include amounts due from ratepayers for unpaid rates and service charges and other statutory charges or fines.

Rates and statutory receivables are recognised when the taxable event has occurred and can be measured reliably.

Trade receivables

Trade receivables are amounts receivable from contractual arrangements with customers for goods sold, services performed or grants or contributions with sufficiently specific performance obligations as part of the ordinary course of business.

Other receivables

Other receivables are amounts receivable from contractual arrangements with third parties other than contracts with customers including grants for the construction of recognisable non financial assets.

Measurement

Trade and other receivables are recognised initially at the amount of the transaction price, unless they contain a significant financing component, and are to be recognised at fair value.

Classification and subsequent measurement

Receivables which are generally due for settlement within 30 days except rates receivables which are expected to be collected within 12 months are classified as current assets. All other receivables such as, deferred pensioner rates receivable after the end of the reporting period are classified as non-current assets.

Trade and other receivables are held with the objective to collect the contractual cashflows and therefore the Shire measures them subsequently at amortised cost using the effective interest rate method.

Due to the short term nature of current receivables, their carrying amount is considered to be the same as their fair value. Non-current receivables are indexed to inflation, any difference between the face value and fair value is considered immaterial.

SHIRE OF DALWALLINU
NOTES TO AND FORMING PART OF THE FINANCIAL REPORT
FOR THE YEAR ENDED 30 JUNE 2023

6. INVENTORIES

Note	2023	2022
Current	\$	\$
Fuel and materials	13,751	10,157
	13,751	10,157
The following movements in inventories occurred during the year:		
Balance at beginning of year	10,157	14,628
Inventories expensed during the year	(244,784)	(175,135)
Additions to inventory	248,378	170,664
Balance at end of year	13,751	10,157

SIGNIFICANT ACCOUNTING POLICIES

General

Inventories are measured at the lower of cost and net realisable value.

Net realisable value is the estimated selling price in the ordinary course of business less the estimated costs of completion and the estimated costs necessary to make the sale.

SHIRE OF DALWALLINU
NOTES TO AND FORMING PART OF THE FINANCIAL REPORT
FOR THE YEAR ENDED 30 JUNE 2023

7. PROPERTY, PLANT AND EQUIPMENT

(a) Movements in Balances

Movement in the balances of each class of property, plant and equipment between the beginning and the end of the current financial year.

	Land	Buildings - non-specialised	Total land and buildings	Furniture and equipment	Plant and equipment	Total property, plant and equipment
	\$	\$		\$	\$	\$
Balance at 1 July 2021	2,338,449	26,717,092	29,055,541	42,345	3,290,026	32,387,912
Additions	72,567	568,805	641,372	39,783	761,571	1,442,726
Disposals	(156,998)	(111,065)	(268,063)	0	(237,101)	(505,164)
Revaluation increments / (decrements) transferred to revaluation surplus	198,982	4,813,086	5,012,068	0	0	5,012,068
Depreciation	0	(578,783)	(578,783)	(15,300)	(410,175)	(1,004,258)
Transfers	0	(14,359)	(14,359)	0	0	(14,359)
Balance at 30 June 2022	<u>2,453,000</u>	<u>31,394,776</u>	<u>33,847,776</u>	<u>66,828</u>	<u>3,404,321</u>	<u>37,318,925</u>
Comprises:						
Gross balance amount at 30 June 2022	2,453,000	31,411,440	33,864,440	270,213	4,409,422	38,544,075
Accumulated depreciation at 30 June 2022	0	(16,664)	(16,664)	(203,385)	(1,005,101)	(1,225,150)
Balance at 30 June 2022	<u>2,453,000</u>	<u>31,394,776</u>	<u>33,847,776</u>	<u>66,828</u>	<u>3,404,321</u>	<u>37,318,925</u>
Additions	0	2,610,547	2,610,547	67,777	429,763	3,108,087
Disposals	(225,000)	(575,910)	(800,910)	0	(163,283)	(964,193)
Depreciation	0	(614,904)	(614,904)	(14,664)	(400,751)	(1,030,319)
Transfers	0	0	0	0	(918)	(918)
Balance at 30 June 2023	<u>2,228,000</u>	<u>32,814,509</u>	<u>35,042,509</u>	<u>119,941</u>	<u>3,269,132</u>	<u>38,431,582</u>
Comprises:						
Gross balance amount at 30 June 2023	2,228,000	33,421,587	35,649,587	337,990	4,508,953	40,496,530
Accumulated depreciation at 30 June 2023	0	(607,078)	(607,078)	(218,049)	(1,239,821)	(2,064,948)
Balance at 30 June 2023	<u>2,228,000</u>	<u>32,814,509</u>	<u>35,042,509</u>	<u>119,941</u>	<u>3,269,132</u>	<u>38,431,582</u>

SHIRE OF DALWALLINU
NOTES TO AND FORMING PART OF THE FINANCIAL REPORT
FOR THE YEAR ENDED 30 JUNE 2023

7. PROPERTY, PLANT AND EQUIPMENT (Continued)

(b) Carrying Value Measurements

Asset Class	Fair Value Hierarchy	Valuation Technique	Basis of Valuation	Date of Last Valuation	Inputs Used
(i) Fair Value					
Land and buildings					
Land	2	Market approach using recent observable market data for similar properties	Independent Valuer	30 June 2022	Price per square metre/market borrowing rate.
Buildings - non-specialised	2	Market approach using recent observable market data for similar properties	Independent Valuer	30 June 2022	Price per square metre/market borrowing rate.
Level 3 inputs are based on assumptions with regards to future values and patterns of consumption utilising current information. If the basis of these assumptions were varied, they have the potential to result in a significantly higher or lower fair value measurement.					
During the period there were no changes in the valuation techniques used by the local government to determine the fair value of property, plant and equipment using either level 2 or level 3 inputs.					
(ii) Cost					
Furniture and equipment		N/A	Cost	Not applicable	N/A
Plant and equipment		N/A	Cost	Not applicable	N/A

SHIRE OF DALWALLINU
NOTES TO AND FORMING PART OF THE FINANCIAL REPORT
FOR THE YEAR ENDED 30 JUNE 2023

8. INFRASTRUCTURE

(a) Movements in Balances

Movement in the balances of each class of infrastructure between the beginning and the end of the current financial year.

	Infrastructure - roads	Other infrastructure - drainage	Other infrastructure - footpaths	Other infrastructure - parks & ovals	Other infrastructure - gardens	Other infrastructure - other	Total Infrastructure
	\$	\$	\$	\$	\$	\$	\$
Balance at 1 July 2021	246,756,402	2,082,649	1,346,220	373,162	995,812	21,710,843	273,265,088
Additions	6,476,404	93,100	0	0	0	934,028	7,503,532
Depreciation	(4,117,096)	(44,631)	(78,716)	(14,907)	(1,085)	(407,456)	(4,663,891)
Balance at 30 June 2022	249,115,710	2,131,118	1,267,504	358,255	994,727	22,237,415	276,104,729
Comprises:							
Gross balance at 30 June 2022	265,092,296	2,317,034	1,574,316	417,820	995,812	23,999,219	294,396,497
Accumulated depreciation at 30 June 2022	(15,976,586)	(185,916)	(306,812)	(59,565)	(1,085)	(1,761,804)	(18,291,768)
Balance at 30 June 2022	249,115,710	2,131,118	1,267,504	358,255	994,727	22,237,415	276,104,729
Additions	10,973,473	423,436	126,921	0	0	335,108	11,858,938
(Disposals)	0	0	0	(34,543)	(12,999)	(55,531)	(103,073)
Revaluation increments / (decrements) transferred to revaluation surplus	(9,717,821)	281,609	257,610	(235,126)	(304,947)	(6,274,299)	(15,992,974)
Revaluation (loss) / reversals transferred to profit or loss	0	0	0	0	(429,345)	0	(429,345)
Depreciation	(4,306,098)	(46,341)	(79,237)	(14,886)	(1,186)	(427,740)	(4,875,488)
Transfers	0	0	0	0	(107,825)	108,743	918
Balance at 30 June 2023	246,065,264	2,789,822	1,572,798	73,700	138,425	15,923,696	266,563,705
Comprises:							
Gross balance at 30 June 2023	246,065,264	2,789,822	1,572,798	73,700	138,425	15,923,696	266,563,705
Balance at 30 June 2023	246,065,264	2,789,822	1,572,798	73,700	138,425	15,923,696	266,563,705

SHIRE OF DALWALLINU
NOTES TO AND FORMING PART OF THE FINANCIAL REPORT
FOR THE YEAR ENDED 30 JUNE 2023

8. INFRASTRUCTURE (Continued)

(b) Carrying Value Measurements

Asset Class	Fair Value Hierarchy	Valuation Technique	Basis of Valuation	Date of Last Valuation	Inputs Used
(i) Fair Value					
Infrastructure - roads	3	Cost approach using depreciated replacement cost	Independent valuer	30 June 2023	Construction costs and current condition (level 2), residual values and remaining useful life assessments (level 3) inputs
Other infrastructure - drainage	3	Cost approach using depreciated replacement cost	Independent valuer	30 June 2023	Construction costs and current condition (level 2), residual values and remaining useful life assessments (level 3) inputs
Other infrastructure - footpaths	3	Cost approach using depreciated replacement cost	Independent valuer	30 June 2023	Construction costs and current condition (level 2), residual values and remaining useful life assessments (level 3) inputs
Other infrastructure - parks & ovals	3	Cost approach using depreciated replacement cost	Independent valuer	30 June 2023	Construction costs and current condition (level 2), residual values and remaining useful life assessments (level 3) inputs
Other infrastructure - gardens	3	Cost approach using depreciated replacement cost	Management Valuation	30 June 2023	Construction costs and current condition (level 2), residual values and remaining useful life assessments (level 3) inputs
Other infrastructure - other	3	Cost approach using depreciated replacement cost	Independent valuer	30 June 2023	Construction costs and current condition (level 2), residual values and remaining useful life assessments (level 3) inputs

Level 3 inputs are based on assumptions with regards to future values and patterns of consumption utilising current information. If the basis of these assumptions were varied, they have the potential to result in a significantly higher or lower fair value measurement.

During the period there were no changes in the valuation techniques used to determine the fair value of infrastructure using level 3 inputs.

SHIRE OF DALWALLINU
NOTES TO AND FORMING PART OF THE FINANCIAL REPORT
FOR THE YEAR ENDED 30 JUNE 2023

9. FIXED ASSETS

(a) Depreciation

Depreciation rates

Typical estimated useful lives for the different asset classes for the current and prior years are included in the table below:

Asset Class	Useful life
Buildings - non-specialised	30 to 50 years
Furniture and equipment	4 to 10 years
Plant and equipment	5 to 20 years
Infrastructure - roads - clearing & earthworks	Not depreciated
Infrastructure - roads - pavement	40 years
Infrastructure - roads - seal	15 to 20 years
Infrastructure - roads - kerbing	50 years
Other infrastructure - drainage	50 years
Other infrastructure - footpaths	20 years
Other infrastructure - parks & ovals	10 to 40 years
Other infrastructure - gardens	Not depreciated
Other infrastructure - other	10 to 50 years
Right of use (furniture and equipment)	Based on the remaining lease

SHIRE OF DALWALLINU
NOTES TO AND FORMING PART OF THE FINANCIAL REPORT
FOR THE YEAR ENDED 30 JUNE 2023

9. FIXED ASSETS (Continued)

SIGNIFICANT ACCOUNTING POLICIES

Fixed assets

Each class of fixed assets within either property, plant and equipment or infrastructure, is carried at cost or fair value (as indicated), less any accumulated depreciation and impairment losses.

Initial recognition and measurement for assets held at cost

Plant and equipment including furniture and equipment is recognised at cost on acquisition in accordance with *Financial Management Regulation 17A*. Where acquired at no cost, the asset is initially recognised at fair value. Assets held at cost are depreciated and assessed for indicators of impairment annually.

Initial recognition and measurement between mandatory revaluation dates for assets held at fair value

Assets for which the fair value as at the date of acquisition is under \$5,000 are not recognised as an asset in accordance with *Financial Management Regulation 17A (5)*. These assets are expensed immediately.

Where multiple individual low value assets are purchased together as part of a larger asset or collectively forming a larger asset exceeding the threshold, the individual assets are recognised as one asset and capitalised.

Upon initial recognition, cost is determined as the amount paid (or other consideration given) to acquire the assets, plus costs incidental to the acquisition. For assets acquired at zero cost or otherwise significantly less than fair value, cost is determined as fair value at the date of acquisition. The cost of non-current assets constructed by the Shire includes the cost of all materials used in construction, direct labour on the project and an appropriate proportion of variable and fixed overheads.

Individual assets that are land, buildings, infrastructure and investment properties acquired between scheduled revaluation dates of the asset class in accordance with the Shire's revaluation policy, are recognised at cost and disclosed as being at fair value as management believes cost approximates fair value. They are subject to subsequent revaluation at the next revaluation date consistent with *Financial Management Regulation 17A(4)*.

Revaluation

The fair value of land, buildings, infrastructure and investment properties is determined at least every five years in accordance with the regulatory framework. This includes buildings and infrastructure items which were pre-existing improvements (i.e. vested improvements) on vested land acquired by the Shire.

At the end of each period, the carrying amount for each asset class is reviewed and, where appropriate, the fair value is updated to reflect current market conditions consistent with *Financial Management Regulation 17A(2)* which requires land, buildings infrastructure, investment properties and vested improvements to be shown at fair value.

Revaluation (continued)

For property, plant and equipment and infrastructure, increases in the carrying amount arising on revaluation of asset classes are credited to a revaluation surplus in equity. Decreases that offset previous increases of the same class of asset are recognised against revaluation surplus directly in equity. All other decreases are recognised in profit or loss. Subsequent increases are then recognised in profit or loss to the extent they reverse a net revaluation decrease previously recognised in profit or loss for the same class of asset.

Depreciation

The depreciable amount of all property, plant and equipment and infrastructure, are depreciated on a straight-line basis over the individual asset's useful life from the time the asset is held ready for use. Leasehold improvements are depreciated over the shorter of either the unexpired period of the lease or the estimated useful life of the improvements.

The assets residual values and useful lives are reviewed, and adjusted if appropriate, at the end of each reporting period.

Depreciation on revaluation

When an item of property, plant and equipment and infrastructure is revalued, any accumulated depreciation at the date of the revaluation is treated in one of the following ways:

- (i) The gross carrying amount is adjusted in a manner that is consistent with the revaluation of the carrying amount of the asset.
- (ii) Eliminated against the gross carrying amount of the asset and the net amount restated to the revalued amount of the asset.

Impairment

An asset's carrying amount is written down immediately to its recoverable amount if the asset's carrying amount is greater than its estimated recoverable amount.

Gains or losses on disposal

Gains and losses on disposals are determined by comparing proceeds with the carrying amount. These gains and losses are included in the Statement of Comprehensive Income in the period in which they arise.

SHIRE OF DALWALLINU
NOTES TO AND FORMING PART OF THE FINANCIAL REPORT
FOR THE YEAR ENDED 30 JUNE 2023

10. LEASES

(a) Right-of-Use Assets

Movement in the balance of each class of right-of-use asset between the beginning and the end of the current financial year.

	Note	Less: accumulated depreciation \$	Right-of-use assets Total \$
Balance at 1 July 2021		45,236	45,236
Depreciation		(23,053)	(23,053)
Balance at 30 June 2022		22,183	22,183
Gross balance amount at 30 June 2022		45,236	45,236
Accumulated depreciation at 30 June 2022		(23,053)	(23,053)
Balance at 30 June 2022		22,183	22,183
Additions		18,942	18,942
Depreciation		(23,458)	(23,458)
Balance at 30 June 2023		17,667	17,667
Gross balance amount at 30 June 2023		18,942	18,942
Accumulated depreciation at 30 June 2023		(1,275)	(1,275)
Balance at 30 June 2023		17,667	17,667

The following amounts were recognised in the statement of comprehensive income during the period in respect of leases where the entity is the lessee:

		2023 Actual \$	2022 Actual \$
Depreciation on right-of-use assets		(23,458)	(23,053)
Finance charge on lease liabilities	26(b)	(544)	(880)
Total amount recognised in the statement of comprehensive income		(24,002)	(23,933)
Total cash outflow from leases		(24,731)	(24,239)

(b) Lease Liabilities

Current		3,482	23,028
Non-current		14,301	0
	26(b)	17,783	23,028

Secured liabilities and assets pledged as security

Lease liabilities are effectively secured, as the rights to the leased assets recognised in the financial statements revert to the lessor in the event of default.

SIGNIFICANT ACCOUNTING POLICIES

Leases

At inception of a contract, the Shire assesses if the contract contains or is a lease. A contract is, or contains, a lease if the contract conveys the right to control the use of an identified asset for a period of time in exchange for consideration.

At the commencement date, a right-of-use asset is recognised at cost and lease liability at the present value of the lease payments that are not paid at that date. The lease payments are discounted using the interest rate implicit in the lease, if that rate can be readily determined. If that rate cannot be readily determined, the Shire uses its incremental borrowing rate.

All contracts that are classified as short-term leases (i.e. a lease with a term of 12 months or less) and leases of low value assets are recognised as an operating expense on a straight-line basis over the term of the lease.

Details of individual lease liabilities required by regulations are provided at Note 26(b).

Right-of-use assets - measurement

Right-of-use assets are measured at cost. All right-of-use assets (other than vested improvements) under zero cost concessionary leases are measured at zero cost (i.e. not recognised in the Statement of Financial Position). The exception is vested improvements on concessionary land leases such as roads, buildings or other infrastructure which are reported at fair value.

Refer to Note 9 under revaluation for details on the significant accounting policies applying to vested improvements.

Right-of-use assets - depreciation

Right-of-use assets are depreciated over the lease term or useful life of the underlying asset, whichever is the shorter. Where a lease transfers ownership of the underlying asset, or the cost of the right-of-use asset reflects that the Shire anticipates to exercise a purchase option, the specific asset is depreciated over the useful life of the underlying asset.

SHIRE OF DALWALLINU
NOTES TO AND FORMING PART OF THE FINANCIAL REPORT
FOR THE YEAR ENDED 30 JUNE 2023

11. TRADE AND OTHER PAYABLES

Current

Sundry creditors	
Prepaid rates	
Accrued payroll liabilities	
ATO liabilities	
Bonds and deposits held	
Other payables - Accrued interest on loans	
Other liabilities	

2023	2022
\$	\$
199,433	615,033
39,231	0
83,273	57,504
47,552	0
15,969	15,146
35,802	39,111
13,259	38,764
434,519	765,558

SIGNIFICANT ACCOUNTING POLICIES

Financial liabilities

Financial liabilities are initially recognised at fair value when the Shire becomes a party to the contractual provisions of the instrument.

Non-derivative financial liabilities (excluding financial guarantees) are subsequently measured at amortised cost.

Financial liabilities are derecognised where the related obligations are discharged, cancelled or expired. The difference between the carrying amount of the financial liability extinguished or transferred to another party and any consideration paid, including the transfer of non-cash assets or liabilities assumed, is recognised in profit or loss.

Trade and other payables

Trade and other payables represent liabilities for goods and services provided to the Shire prior to the end of the financial year that are unpaid and arise when the Shire becomes obliged to make future payments in respect of the purchase of these goods and services. The amounts are unsecured, are recognised as a current liability and are usually paid within 30 days of recognition. The carrying amounts of trade and other payables are considered to be the same as their fair values, due to their short-term nature.

Prepaid rates

Prepaid rates are, until the taxable event has occurred (start of the next financial year), refundable at the request of the ratepayer. Rates received in advance are initially recognised as a financial liability. When the taxable event occurs, the financial liability is extinguished and the Shire recognises income for the prepaid rates that have not been refunded.

SHIRE OF DALWALLINU
NOTES TO AND FORMING PART OF THE FINANCIAL REPORT
FOR THE YEAR ENDED 30 JUNE 2023

12. OTHER LIABILITIES

Current

	2023	2022
	\$	\$
Contract liabilities	0	23,053
Capital grant/contributions liabilities	0	765,193
	0	788,246

Reconciliation of changes in contract liabilities

Opening balance	23,053	19,184
Additions	0	23,053
Revenue from contracts with customers included as a contract liability at the start of the period	(23,053)	(19,184)
	0	23,053

The aggregate amount of the performance obligations unsatisfied (or partially unsatisfied) in relation to these contract liabilities was \$0 (2022: \$23,053)

The Shire expects to satisfy the performance obligations, from contracts with customers unsatisfied at the end of the reporting period, within the next 12 months.

Reconciliation of changes in capital grant/contribution liabilities

Opening balance	765,193	271,718
Additions	0	765,193
Revenue from capital grant/contributions held as a liability at the start of the period	(765,193)	(271,718)
	0	765,193

Performance obligations in relation to capital grant/contribution liabilities are satisfied as project milestones are met or completion of construction or acquisition of the asset.

SIGNIFICANT ACCOUNTING POLICIES

Contract liabilities

Contract liabilities represent the Shire's obligation to transfer goods or services to a customer for which the Shire has received consideration from the customer.

Contract liabilities represent obligations which are not yet satisfied. Contract liabilities are recognised as revenue when the performance obligations in the contract are satisfied.

Capital grant/contribution liabilities

Capital grant/contribution liabilities represent the Shire's obligations to construct recognisable non-financial assets to identified specifications to be controlled by the Shire which are yet to be satisfied. Capital grant/contribution liabilities are recognised as income when the obligations in the contract are satisfied.

Fair values for non-current capital grant/contribution liabilities, not expected to be extinguished within 12 months, are based on discounted cash flows of expected cashflows to satisfy the obligations using a current borrowing rate. They are classified as level 3 fair values in the fair value hierarchy (see Note 23(i)) due to the unobservable inputs, including own credit risk.

SHIRE OF DALWALLINU
NOTES TO AND FORMING PART OF THE FINANCIAL REPORT
FOR THE YEAR ENDED 30 JUNE 2023

13. BORROWINGS

	Note	2023			2022		
		Current	Non-current	Total	Current	Non-current	Total
Secured		\$	\$	\$	\$	\$	\$
Bank loans		310,416	3,004,093	3,314,509	304,001	3,314,508	3,618,509
Total secured borrowings	26(a)	310,416	3,004,093	3,314,509	304,001	3,314,508	3,618,509

Secured liabilities and assets pledged as security

Debentures and bank loans are secured by general funds and assets of the Shire of Dalwallinu.

SIGNIFICANT ACCOUNTING POLICIES

Borrowing costs

The Shire has elected to recognise borrowing costs as an expense when incurred regardless of how the borrowings are applied.

Fair values of borrowings are not materially different to their carrying amounts, since the interest payable on those borrowings is either close to current market rates or the borrowings are of a short term nature.

Borrowings fair values are based on discounted cash flows using a current borrowing rate. They are classified as level 3 fair values in the fair value hierarchy (see Note 23(i)) due to the unobservable inputs, including own credit risk.

Risk

Details of individual borrowings required by regulations are provided at Note 26(a).

SHIRE OF DALWALLINU
NOTES TO AND FORMING PART OF THE FINANCIAL REPORT
FOR THE YEAR ENDED 30 JUNE 2023

14. EMPLOYEE RELATED PROVISIONS

Employee Related Provisions

	2023	2022
	\$	\$
Current provisions		
Employee benefit provisions		
Annual leave	164,911	193,815
Long service leave	179,060	217,760
	343,971	411,575
Employee related other provisions		
Employment on-costs	47,076	0
	47,076	0
Total current employee related provisions	391,047	411,575
Non-current provisions		
Employee benefit provisions		
Long service leave	14,777	40,213
	14,777	40,213
Employee related other provisions		
Employment on-costs	3,447	0
	3,447	0
Total non-current employee related provisions	18,224	40,213
Total employee related provisions	409,271	451,788

Provision is made for benefits accruing to employees in respect of wages and salaries, annual leave and long service leave and associated on costs for services rendered up to the reporting date and recorded as an expense during the period the services are delivered.

Annual leave liabilities are classified as current, as there is no unconditional right to defer settlement for at least 12 months after the end of the reporting period.

SIGNIFICANT ACCOUNTING POLICIES

Employee benefits

The Shire's obligations for employees' annual leave, long service leave and other employee leave entitlements are recognised as employee related provisions in the Statement of Financial Position.

Short-term employee benefits

Provision is made for the Shire's obligations for short-term employee benefits. Short-term employee benefits are benefits (other than termination benefits) that are expected to be settled wholly before 12 months after the end of the annual reporting period in which the employees render the related service, including wages and salaries. Short-term employee benefits are measured at the (undiscounted) amounts expected to be paid when the obligation is settled.

The Shire's obligations for short-term employee benefits such as wages, salaries and sick leave are recognised as a part of current trade and other payables in the statement of financial position.

Other long-term employee benefits

Long-term employee benefits provisions are measured at the present value of the expected future payments to be made to employees. Expected future payments incorporate anticipated future wage and salary levels, durations of service and employee departures and are discounted at rates determined by reference to market yields at the end of the reporting period on government bonds that have maturity dates that approximate the terms of the obligations. Any remeasurements for changes in assumptions of obligations for other long-term employee benefits are recognised in profit or loss in the periods in which the changes occur.

The Shire's obligations for long-term employee benefits are presented as non-current provisions in its statement of financial position, except where the Shire does not have an unconditional right to defer settlement for at least 12 months after the end of the reporting period, in which case the obligations are presented as current provisions.

SHIRE OF DALWALLINU
NOTES TO AND FORMING PART OF THE FINANCIAL REPORT
FOR THE YEAR ENDED 30 JUNE 2023

15. OTHER PROVISIONS

	Provision for landfill rehabilitation site	Total
	\$	\$
Opening balance at 1 July 2022		
Non-current provisions	214,599	214,599
	214,599	214,599
Additional provision	31,106	31,106
Balance at 30 June 2023	245,705	245,705
Comprises		
Non-current	245,705	245,705
	245,705	245,705

Other provisions

Amounts which are expected to be paid out within 12 months of the reporting date are classified as current. Exact timing of payment of non-current obligations is unable to be reliably estimated as it is dependent on factors beyond the control of the local government.

Shire of Dalwallinu have landfill sites in Dalwallinu and Kalannie as itemised below. These sites are not licenced but they are recognised sites under the Department of Water and Environment Regulation. The Shire has a post closure plan in place to rehabilitate these sites at the end of their useful life.

1. Dalwallinu landfill site 1 (R1402-2003-1)

Rehabilitation was completed for Dalwallinu 1 site during 2019/20 for 4,386m². The total site is 22,346m² with 17,960m² remaining to be rehabilitated. This was scheduled for 2020/21 but has been postponed until 2024/25 as the remaining site is still being utilised.

2. Kalannie landfill site (R14782003-1)

Remaining useful life for this site is 12 years reaching the end during 2033/34. Rehabilitation future value expenditure provided as a non-current provision taking into consideration current interest rate, inflation and useful life.

3. Dalwallinu landfill site 2 (R1402-2003-1)

Remaining useful life for this site is 23 years reaching the end during 2044/45. Rehabilitation future value expenditure is provided as a non-current provision taking into consideration current interest rate, inflation and useful life.

Provisions

Provisions are recognised when the Shire has a present legal or constructive obligation, as a result of past events, for which it is probable that an outflow of economic benefits will result and that outflow can be reliably measured.

Provisions are measured using the best estimate of the amounts required to settle the obligation at the end of the reporting period.

SHIRE OF DALWALLINU
NOTES TO AND FORMING PART OF THE FINANCIAL REPORT
FOR THE YEAR ENDED 30 JUNE 2023

16. REVALUATION SURPLUS

	2023 Opening Balance	Total Movement on Revaluation	2023 Closing Balance	2022 Opening Balance	Total Movement on Revaluation	2022 Closing Balance
	\$	\$	\$	\$	\$	\$
Revaluation surplus - Land - freehold land	1,731,080	0	1,731,080	1,532,098	198,982	1,731,080
Revaluation surplus - Buildings - non-specialised	21,404,446	0	21,404,446	16,591,360	4,813,086	21,404,446
Revaluation surplus - Infrastructure - roads	223,489,584	(9,717,821)	213,771,763	223,489,584	0	223,489,584
Revaluation surplus - Other infrastructure - drainage	0	281,610	281,610	0	0	0
Revaluation surplus - Other infrastructure - footpaths	477,712	257,611	735,323	477,712	0	477,712
Revaluation surplus - Other infrastructure - parks & ovals	326,084	(235,127)	90,957	326,084	0	326,084
Revaluation surplus - Other infrastructure - gardens	304,948	(304,948)	0	304,948	0	304,948
Revaluation surplus - Other infrastructure - other	17,993,573	(6,274,299)	11,719,274	17,993,573	0	17,993,573
	265,727,427	(15,992,974)	249,734,453	260,715,359	5,012,068	265,727,427

SHIRE OF DALWALLINU
NOTES TO AND FORMING PART OF THE FINANCIAL REPORT
FOR THE YEAR ENDED 30 JUNE 2023

17. RESTRICTIONS OVER FINANCIAL ASSETS

	Note	2023 Actual \$	2022 Actual \$
The following classes of financial assets have restrictions imposed by regulations or other externally imposed requirements which limit or direct the purpose for which the resources may be used:			
- Cash and cash equivalents	3	4,398,920	3,794,137
		4,398,920	3,794,137
The restricted financial assets are a result of the following specific purposes to which the assets may be used:			
Restricted reserve accounts	27	4,398,920	3,794,137
Total restricted financial assets		4,398,920	3,794,137

**18. UNDRAWN BORROWING FACILITIES AND CREDIT
STANDBY ARRANGEMENTS**

Bank overdraft limit	0	0
Bank overdraft at balance date	0	0
Credit card limit	20,000	20,000
Credit card balance at balance date	(4,131)	(4,398)
Total amount of credit unused	15,869	15,602
Loan facilities		
Loan facilities - current	310,416	304,001
Loan facilities - non-current	3,004,093	3,314,508
Total facilities in use at balance date	3,314,509	3,618,509

SHIRE OF DALWALLINU
NOTES TO AND FORMING PART OF THE FINANCIAL REPORT
FOR THE YEAR ENDED 30 JUNE 2023

19. CONTINGENT LIABILITIES

In compliance with the *Contaminated Sites Act 2003*, the Shire has listed sites to be possible sources of contamination. Details of those sites are:

- Lot 50 Dalwallinu Kalannie Road, Dalwallinu WA 6609
- Lot 1003 Deacon Street, Dalwallinu WA 6609

Until the Shire conducts a full investigation to determine the presence and scope of contamination, assess the risk, and agree with the Department of Water and Environmental Regulation on the need and criteria for remediation of a risk based approach, the Shire is unable to estimate the potential costs associated with remediation of these sites. Neither of the sites are conditionally licenced and this approach is consistent with the Department of Water and Environmental Regulation Guidelines.

20. CAPITAL COMMITMENTS

	2023	2022
	\$	\$
Contracted for:		
- capital expenditure projects	474,440	412,685
	474,440	412,685
Payable:		
- not later than one year	474,440	412,685
Capital expenditure projects are represented by:		
3 Bell Street House construction	190,066	412,685
Multipurpose Early Childhood Centre 67 McNeill St	249,374	0
DRAWFA Flood Recovery Works	35,000	0
Total	474,440	412,685

SHIRE OF DALWALLINU
NOTES TO AND FORMING PART OF THE FINANCIAL REPORT
FOR THE YEAR ENDED 30 JUNE 2023

21. RELATED PARTY TRANSACTIONS

(a) Elected Member Remuneration

Fees, expenses and allowances to be paid or reimbursed to elected council members.

Note	2023 Actual \$	2023 Budget \$	2022 Actual \$
President's annual allowance	10,000	10,000	7,942
President's meeting attendance fees	8,085	7,770	7,540
President's other expenses	2,435	2,500	2,230
President's travel and accommodation expenses	1,258	500	1,938
	21,778	20,770	19,650
Deputy President's annual allowance	2,500	2,500	1,985
Deputy President's meeting attendance fees	4,220	4,770	5,940
Deputy President's other expenses	2,144	2,500	2,230
Deputy President's travel and accommodation expenses	0	500	155
	8,864	10,270	10,310
All other council member's meeting attendance fees	25,055	27,570	25,020
All other council member's All other council member expenses	12,199	15,000	4,288
All other council member's travel and accommodation expenses	1,586	3,000	1,429
	38,840	45,570	30,737
21(b)	69,482	76,610	60,697

(b) Key Management Personnel (KMP) Compensation

The total of compensation paid to KMP of the Shire during the year are as follows:

Note	2023 Actual \$	2022 Actual \$
Short-term employee benefits	747,872	757,158
Post-employment benefits	86,810	83,450
Employee - other long-term benefits	77,774	106,084
Employee - termination benefits	0	30,158
Council member costs	69,482	60,697
21(a)	981,938	1,037,547

Short-term employee benefits

These amounts include all salary and fringe benefits awarded to KMP except for details in respect to fees and benefits paid to council members which may be separately found in the table above.

Post-employment benefits

These amounts are the current-year's cost of the Shire's superannuation contributions made during the year.

Other long-term benefits

These amounts represent annual leave and long service leave entitlements accruing during the year.

Termination benefits

These amounts represent termination benefits paid to KMP (Note: may or may not be applicable in any given year).

Council member costs

These amounts represent payments of member fees, expenses, allowances and reimbursements during the year.

SHIRE OF DALWALLINU
NOTES TO AND FORMING PART OF THE FINANCIAL REPORT
FOR THE YEAR ENDED 30 JUNE 2023

21. RELATED PARTY TRANSACTIONS

Transactions with related parties

Transactions between related parties and the Shire are on normal commercial terms and conditions, no more favourable than those available to other parties, unless otherwise stated.

No outstanding balances or provisions for doubtful debts or guarantees exist in relation to related parties at year end.

In addition to KMP compensation above the following transactions occurred with related parties:

	2023 Actual	2022 Actual
	\$	\$
Sale of goods and services	25,145	27,718
Purchase of goods and services	7,341	5,798
Amounts outstanding from related parties:		
Trade and other receivables	1,719	3,928
Amounts payable to related parties:		
Trade and other payables	0	2,569

Related Parties

The Shire's main related parties are as follows:

i. Key management personnel

Any person(s) having authority and responsibility for planning, directing and controlling the activities of the entity, directly or indirectly, including any council member, are considered key management personnel and are detailed in Notes 21(a) and 21(b)

ii. Other Related Parties

Outside of normal citizen type transactions with the Shire, there were no other related party transactions involving key management personnel and/or their close family members and/or their controlled (or jointly controlled) entities.

iii. Entities subject to significant influence by the Shire

There were no such entities requiring disclosure during the current or previous year.

SHIRE OF DALWALLINU
NOTES TO AND FORMING PART OF THE FINANCIAL REPORT
FOR THE YEAR ENDED 30 JUNE 2023

22. EVENTS OCCURRING AFTER THE END OF THE REPORTING PERIOD

There have been no material events after the reporting period which would affect the financial report of the Shire for the year ended 30th June 2023 or which would require a separate disclosure.

SHIRE OF DALWALLINU
NOTES TO AND FORMING PART OF THE FINANCIAL REPORT
FOR THE YEAR ENDED 30 JUNE 2023

23. OTHER SIGNIFICANT ACCOUNTING POLICIES

a) Goods and services tax (GST)

Revenues, expenses and assets are recognised net of the amount of GST, except where the amount of GST incurred is not recoverable from the Australian Taxation Office (ATO).

Receivables and payables are stated inclusive of GST receivable or payable. The net amount of GST recoverable from, or payable to, the ATO is included with receivables or payables in the statement of financial position.

Cash flows are presented on a gross basis. The GST components of cash flows arising from investing or financing activities which are recoverable from, or payable to, the ATO are presented as operating cash flows.

b) Current and non-current classification

The asset or liability is classified as current if it is expected to be settled within the next 12 months, being the Shire's operational cycle. In the case of liabilities where the Shire does not have the unconditional right to defer settlement beyond 12 months, such as vested long service leave, the liability is classified as current even if not expected to be settled within the next 12 months. Inventories held for trading are classified as current or non-current based on the Shire's intentions to release for sale.

c) Rounding off figures

All figures shown in this annual financial report, other than a rate in the dollar, are rounded to the nearest dollar. Amounts are presented in Australian Dollars.

d) Comparative figures

Where required, comparative figures have been adjusted to conform with changes in presentation for the current financial year.

When the Shire applies an accounting policy retrospectively, makes a retrospective restatement or reclassifies items in its financial statements that has a material effect on the statement of financial position, an additional (third) Statement of Financial Position as at the beginning of the preceding period in addition to the minimum comparative financial report is presented.

e) Budget comparative figures

Unless otherwise stated, the budget comparative figures shown in this annual financial report relate to the original budget estimate for the relevant item of disclosure.

f) Superannuation

The Shire contributes to a number of Superannuation Funds on behalf of employees. All funds to which the Shire contributes are defined contribution plans.

g) Fair value of assets and liabilities

Fair value is the price that the Shire would receive to sell the asset or would have to pay to transfer a liability, in an orderly (i.e. unforced) transaction between independent, knowledgeable and willing market participants at the measurement date.

As fair value is a market-based measure, the closest equivalent observable market pricing information is used to determine fair value. Adjustments to market values may be made having regard to the characteristics of the specific asset or liability. The fair values of assets that are not traded in an active market are determined using one or more valuation techniques. These valuation techniques maximise, to the extent possible, the use of observable market data.

To the extent possible, market information is extracted from either the principal market for the asset or liability (i.e. the market with the greatest volume and level of activity for the asset or liability) or, in the absence of such a market, the most advantageous market available to the entity at the end of the reporting period (i.e. the market that maximises the receipts from the sale of the asset after taking into account transaction costs and transport costs).

For non-financial assets, the fair value measurement also takes into account a market participant's ability to use the asset in its highest and best use or to sell it to another market participant that would use the asset in its highest and best use.

h) Interest revenue

Interest revenue is calculated by applying the effective interest rate to the gross carrying amount of a financial asset measured at amortised cost except for financial assets that subsequently become credit-impaired. For credit-impaired financial assets the effective interest rate is applied to the net carrying amount of the financial asset (after deduction of the loss allowance).

i) Fair value hierarchy

AASB 13 requires the disclosure of fair value information by level of the fair value hierarchy, which categorises fair value measurement into one of three possible levels based on the lowest level that an input that is significant to the measurement can be categorised into as follows:

Level 1

Measurements based on quoted prices (unadjusted) in active markets for identical assets or liabilities that the entity can access at the measurement date.

Level 2

Measurements based on inputs other than quoted prices included in Level 1 that are observable for the asset or liability, either directly or indirectly.

Level 3

Measurements based on unobservable inputs for the asset or liability.

The fair values of assets and liabilities that are not traded in an active market are determined using one or more valuation techniques. These valuation techniques maximise, to the extent possible, the use of observable market data. If all significant inputs required to measure fair value are observable, the asset or liability is included in Level 2. If one or more significant inputs are not based on observable market data, the asset or liability is included in Level 3.

Valuation techniques

The Shire selects a valuation technique that is appropriate in the circumstances and for which sufficient data is available to measure fair value. The availability of sufficient and relevant data primarily depends on the specific characteristics of the asset or liability being measured. The valuation techniques selected by the Shire are consistent with one or more of the following valuation approaches:

Market approach

Valuation techniques that use prices and other relevant information generated by market transactions for identical or similar assets or liabilities.

Income approach

Valuation techniques that convert estimated future cash flows or income and expenses into a single discounted present value.

Cost approach

Valuation techniques that reflect the current replacement cost of the service capacity of an asset.

Each valuation technique requires inputs that reflect the assumptions that buyers and sellers would use when pricing the asset or liability, including assumptions about risks. When selecting a valuation technique, the Shire gives priority to those techniques that maximise the use of observable inputs and minimise the use of unobservable inputs. Inputs that are developed using market data (such as publicly available information on actual transactions) and reflect the assumptions that buyers and sellers would generally use when pricing the asset or liability are considered observable, whereas inputs for which market data is not available and therefore are developed using the best information available about such assumptions are considered unobservable.

j) Impairment of assets

In accordance with Australian Accounting Standards the Shire's assets, other than inventories, are assessed at each reporting date to determine whether there is any indication they may be impaired.

Where such an indication exists, an impairment test is carried out on the asset by comparing the recoverable amount of the asset, being the higher of the asset's fair value less costs to sell and value in use, to the asset's carrying amount.

Any excess of the asset's carrying amount over its recoverable amount is recognised immediately in profit or loss, unless the asset is carried at a revalued amount in accordance with another Standard (e.g. AASB 116) whereby any impairment loss of a revalued asset is treated as a revaluation decrease in accordance with that other Standard.

SHIRE OF DALWALLINU
NOTES TO AND FORMING PART OF THE FINANCIAL REPORT
FOR THE YEAR ENDED 30 JUNE 2023

24. RATING INFORMATION

(a) General Rates

RATE TYPE				2022/23 Actual Rateable Value*	2022/23 Actual Rate Revenue	2022/23 Actual Interim Rates	2022/23 Actual Total Revenue	2022/23 Budget Rate Revenue	2022/23 Budget Interim Rate	2022/23 Budget Total Revenue	2021/22 Actual Total Revenue
Rate Description	Basis of valuation	Rate in \$	Number of Properties								
General Rate	Gross rental valuation	0.09548	316	4,448,810	424,772	36,531	461,303	424,772	2,000	426,772	380,771
General Rate	Unimproved valuation	0.01474	362	205,803,500	3,033,544	(18,636)	3,014,908	3,033,544	3,000	3,036,544	2,939,835
Total general rates			678	210,252,310	3,458,316	17,895	3,476,211	3,458,316	5,000	3,463,316	3,320,606
Minimum Payment \$											
Residential	Gross rental valuation	600	218	884,522	130,800	0	130,800	130,800	0	130,800	143,400
Rural	Unimproved valuation	700	38	736,478	26,600	0	26,600	26,600	0	26,600	24,500
Mining	Unimproved valuation	700	49	434,166	34,300	(168)	34,132	34,300	0	34,300	25,900
Total minimum payments			305	2,055,166	191,700	(168)	191,532	191,700	0	191,700	193,800
Total general rates and minimum payments			983	212,307,476	3,650,016	17,727	3,667,743	3,650,016	5,000	3,655,016	3,514,406
Ex-gratia Rates											
CBH		0.0523256	0	0	47,140	0	47,140	41,612	0	41,612	41,604
Total amount raised from rates (excluding general rates)			0	0	47,140	0	47,140	41,612	0	41,612	41,604
Discounts							(166,312)			(155,120)	(161,042)
Total Rates							3,548,571			3,541,508	3,394,968

The rate revenue was recognised from the rate record as soon as practicable after the Shire resolved to impose rates in the financial year as well as when the rate record was amended to ensure the information in the record was current and correct.

*Rateable Value at time of raising of rate.

SHIRE OF DALWALLINU
NOTES TO AND FORMING PART OF THE FINANCIAL REPORT
FOR THE YEAR ENDED 30 JUNE 2023

25. DETERMINATION OF SURPLUS OR DEFICIT

		2022/23 Budget	2021/22
	(30 June 2023)	(30 June 2023)	(30 June 2022)
	Carried Forward)	Carried Forward)	Carried Forward
Note	\$	\$	\$
(a) Non-cash amounts excluded from operating activities			
The following non-cash revenue or expenditure has been excluded from amounts attributable to operating activities within the Statement of Financial Activity in accordance with <i>Financial Management Regulation 32</i> .			
Adjustments to operating activities			
Less: Profit on asset disposals	(429,896)	(153,726)	(50,109)
Less: Movement in liabilities associated with restricted cash	(8,231)	0	648
Less: Fair value adjustments to financial assets at fair value through profit or loss	(6,450)	0	(6,994)
Movement in pensioner deferred rates (non-current)	0	0	4,433
Movement in employee benefit provisions (non-current)	0	0	(2,800)
Add: Loss on disposal of assets	215,659	14,257	208,137
Add: Loss on revaluation of fixed assets	429,345	0	0
Add: Depreciation	5,929,265	5,990,306	5,691,202
Non-cash movements in non-current assets and liabilities:			
Pensioner deferred rates	6,614	0	0
Employee benefit provisions	(21,989)	0	0
Other provisions	31,106	0	41,336
Non-cash amounts excluded from operating activities	6,145,423	5,850,837	5,885,853
(b) Surplus or deficit after imposition of general rates			
The following current assets and liabilities have been excluded from the net current assets used in the Statement of Financial Activity in accordance with <i>Financial Management Regulation 32</i> to agree to the surplus/(deficit) after imposition of general rates.			
Adjustments to net current assets			
Less: Reserve accounts	27 (4,398,920)	(3,381,850)	(3,794,137)
Add: Current liabilities not expected to be cleared at end of year			
- Current portion of borrowings	13 310,416	304,000	304,001
- Current portion of lease liabilities	10(b) 3,482	(46,622)	23,028
- Employee benefit provisions	247,906	243,019	256,140
Total adjustments to net current assets	(3,837,116)	(2,881,453)	(3,210,968)
Net current assets used in the Statement of Financial Activity			
Total current assets	10,555,083	4,285,124	8,680,540
Less: Total current liabilities	(1,139,464)	(1,403,671)	(2,292,408)
Less: Total adjustments to net current assets	(3,837,116)	(2,881,453)	(3,210,968)
Surplus or deficit after imposition of general rates	5,578,503	0	3,177,164

SHIRE OF DALWALLINU
NOTES TO AND FORMING PART OF THE FINANCIAL REPORT
FOR THE YEAR ENDED 30 JUNE 2023

26. BORROWING AND LEASE LIABILITIES

(a) Borrowings

		Actual								Budget			
Purpose	Note	Principal		Repayments		Principal		Repayments		Principal		Repayments	
		Principal at 1 July 2021	New Loans During 2021-22	During 2021-22	Principal at 30 June 2022	New Loans During 2022-23	During 2022-23	During 2022-23	Principal at 30 June 2023	Principal at 1 July 2022	New Loans During 2022-23	During 2022-23	Principal at 30 June 2023
		\$	\$	\$	\$	\$	\$	\$	\$	\$	\$	\$	\$
Dalwallinu Sewerage Scheme	13	90,136	0	(19,395)	70,741	0	(21,352)	49,389		70,741	0	(21,352)	49,389
Dalwallinu Discovery Centre	13	519,947	0	(59,933)	460,014	0	(61,314)	398,700		460,014	0	(61,314)	398,700
Dalwallinu Recreation Centre	13	2,585,201	0	(60,015)	2,525,186	0	(61,829)	2,463,357		2,525,185	0	(61,829)	2,463,356
Bell Street Subdivision	13	721,098	0	(158,530)	562,568	0	(159,505)	403,063		562,568	0	(159,505)	403,063
Total		3,916,382	0	(297,873)	3,618,509	0	(304,000)	3,314,509		3,618,508	0	(304,000)	3,314,508
Borrowing Finance Cost Payments													
Purpose	Note	Loan		Interest Rate	Date final payment is due	Actual for year ending		Budget for year ending		Actual for year ending			
		Number	Institution			30 June 2023	30 June 2023	30 June 2023	30 June 2023	30 June 2022	30 June 2022		
						\$	\$	\$	\$	\$	\$		
Dalwallinu Sewerage Scheme	13	64	WATC*	9.85%	15/01/2025	(5,471)	(6,455)	(7,554)		(7,554)			
Dalwallinu Discovery Centre	13	157	WATC*	2.29%	09/04/2029	(12,838)	(11,985)	(14,729)		(14,729)			
Dalwallinu Recreation Centre	13	159	WATC*	3.00%	26/03/2039	(92,061)	(93,295)	(95,054)		(95,054)			
Bell Street Subdivision	13	160	WATC*	2.29%	16/09/2025	(6,251)	(8,408)	(8,497)		(8,497)			
Total						(116,621)	(120,143)	(125,834)		(125,834)			
Total Finance Cost Payments						(116,621)	(120,143)	(125,834)					

* WA Treasury Corporation

SHIRE OF DALWALLINU
NOTES TO AND FORMING PART OF THE FINANCIAL REPORT
FOR THE YEAR ENDED 30 JUNE 2023

26. BORROWING AND LEASE LIABILITIES (Continued)

(b) Lease Liabilities

Purpose	Note	Actual							Budget			
		Principal at 1 July 2021	New Leases During 2021-22	Principal Repayments During 2021-22	Principal at 30 June 2022	New Leases During 2022-23	Principal Repayments During 2022-23	Principal at 30 June 2023	Principal at 1 July 2022	New Leases During 2022-23	Principal Repayments During 2022-23	Principal at 30 June 2023
Gymnasium Equipment		36,545	0	(18,092)	18,453	0	(18,453)	0	18,270	0	(17,851)	419
Multifunction Photocopiers x 2		9,842	0	(5,267)	4,575	18,942	(5,734)	17,783	4,758	0	(4,758)	0
Total Lease Liabilities	10(b)	46,387	0	(23,359)	23,028	18,942	(24,187)	17,783	23,028	0	(22,609)	419

Lease Finance Cost Payments

Purpose	Note	Lease Number	Institution	Interest Rate	Date final payment is due	Actual for year ending 30 June 2023	Budget for year ending 30 June 2023	Actual for year ending 30 June 2022	Lease Term
Gymnasium Equipment		2	Maya Financial	4.50%	30/06/2023	\$ (225)	\$ (225)	\$ (645)	4 years
Multifunction Photocopiers x 2		1	Ricoh Finance	4.90%	13/03/2028	(319)	(52)	(235)	5 years
Total Finance Cost Payments	2(b)					(544)	(277)	(880)	

SHIRE OF DALWALLINU
NOTES TO AND FORMING PART OF THE FINANCIAL REPORT
FOR THE YEAR ENDED 30 JUNE 2023

27. RESERVE ACCOUNTS

	2023 Actual Opening Balance	2023 Actual Transfer to	2023 Actual Transfer (from)	2023 Actual Closing Balance	2023 Budget Opening Balance	2023 Budget Transfer to	2023 Budget Transfer (from)	2023 Budget Closing Balance	2022 Actual Opening Balance	2022 Actual Transfer to	2022 Actual Transfer (from)	2022 Actual Closing Balance
	\$	\$	\$	\$	\$	\$	\$	\$	\$	\$	\$	\$
Restricted by council												
(a) Leave Reserve	256,140	5,657	(13,891)	247,906	256,141	769	(13,891)	243,019	255,492	648	0	256,140
(b) Plant Reserve	601,957	13,715	(109,256)	506,416	601,957	1,807	(180,000)	423,764	1,019,118	2,105	(419,266)	601,957
(c) Swimming Pool Reserve	191,521	4,363	0	195,884	191,521	575	0	192,096	171,044	20,477	0	191,521
(d) Recreation Reserve	129,846	23,143	(25,000)	127,989	129,846	20,390	(29,000)	121,236	129,517	329	0	129,846
(e) Insurance Claims Excess Reserve	92,175	18,314	0	110,489	92,175	16,277	0	108,452	119,521	16,254	(43,600)	92,175
(f) Waste Management Reserve	172,381	3,927	0	176,308	172,382	517	0	172,899	151,953	20,428	0	172,381
(g) Joint Venture Housing Reserve	161,243	39,700	(9,372)	191,571	161,243	28,020	(20,000)	169,263	161,012	231	0	161,243
(h) Land and Buildings Reserve	1,088,585	1,032,562	(499,505)	1,621,642	1,088,590	343,411	(499,505)	932,496	1,725,559	144,124	(781,098)	1,088,585
(i) Sewerage Scheme Reserve	1,027,548	241,913	(217,417)	1,052,044	1,027,550	207,533	(217,417)	1,017,666	750,114	277,434	0	1,027,548
(j) Townscape	72,245	1,646	0	73,891	72,246	217	(72,000)	463	72,062	183	0	72,245
(k) Telecommunications	496	11	0	507	496	0	0	496	17,324	172	(17,000)	496
(l) Roadworks Construction & Maintenance Reserve	0	94,273	0	94,273	0	0	0	0	0	0	0	0
	3,794,137	1,479,224	(874,441)	4,398,920	3,794,147	619,516	(1,031,813)	3,381,850	4,572,716	482,385	(1,260,964)	3,794,137

All reserves are supported by cash and cash equivalents and financial assets at amortised cost and are restricted within equity as Reserve accounts.

In accordance with council resolutions or adopted budget in relation to each reserve account, the purpose for which the reserves are set aside and their anticipated date of use are as follows:

Name of reserve account	Purpose of the reserve account
Restricted by council	
(a) Leave Reserve	- to be used to fund sick, annual and long service leave requirements.
(b) Plant Reserve	- to be used for the purchase & maintenance of major plant or to cover contractor expenditure where the Shire doesn't have resources available internally.
(c) Swimming Pool Reserve	- to be used to ensure long term maintenance and upgrade of the swimming pool.
(d) Recreation Reserve	- to be used to ensure long term maintenance and upgrade of the recreation areas.
(e) Insurance Claims Excess Reserve	- to be used to pay for insurance excess in the event of abnormal number of claims in a year.
(f) Waste Management Reserve	- to be used to pay for future waste management sites rehabilitation.
(g) Joint Venture Housing Reserve	- to be used for the construction & maintenance of the Joint Venture Housing.
(h) Land and Buildings Reserve	- to be used for the purchase, construction & maintenance of residential & commercial sites.
(i) Sewerage Scheme Reserve	- to be used for the maintenance & replacement of the Sewerage Scheme.
(j) Townscape	- to be used for various townscape special projects.
(k) Telecommunications	- to be used to leverage enhanced telecommunications capabilities within the Shire.
(l) Roadworks Construction & Maintenance Reserve	- to be used for various road construction and maintenance projects.

SHIRE OF DALWALLINU
NOTES TO AND FORMING PART OF THE FINANCIAL REPORT
FOR THE YEAR ENDED 30 JUNE 2023

28. TRUST FUNDS

Funds held at balance date which are required to be held in trust and which are not included in the financial statements are as follows:

	1 July 2022	Amounts Received	Amounts Paid	30 June 2023
	\$	\$	\$	\$
Trust general funds transfer	0	2	(2)	0
	0	2	(2)	0



Auditor General

INDEPENDENT AUDITOR'S REPORT

2023

Shire of Dalwallinu

To the Council of the Shire of Dalwallinu

Opinion

I have audited the financial report of the Shire of Dalwallinu (Shire) which comprises:

- the Statement of Financial Position as at 30 June 2023, and the Statement of Comprehensive Income, Statement of Changes in Equity, Statement of Cash Flows and Statement of Financial Activity for the year then ended
- Notes comprising a summary of significant accounting policies and other explanatory information.

In my opinion, the financial report is:

- based on proper accounts and records
- presents fairly, in all material respects, the results of the operations of the Shire for the year ended 30 June 2023 and its financial position at the end of that period
- in accordance with the *Local Government Act 1995* (the Act) and, to the extent that they are not inconsistent with the Act, the Australian Accounting Standards.

Basis for opinion

I conducted my audit in accordance with Australian Auditing Standards. My responsibilities under those standards are further described in the Auditor's responsibilities for the audit of the financial report section below.

I believe that the audit evidence I have obtained is sufficient and appropriate to provide a basis for my opinion.

Other information

The Chief Executive Officer (CEO) is responsible for the preparation and the Council for overseeing the other information. The other information is the information in the entity's annual report for the year ended 30 June 2023, but not the financial report and my auditor's report.

My opinion on the financial report does not cover the other information and accordingly, I do not express any form of assurance conclusion thereon.

In connection with my audit of the financial report, my responsibility is to read the other information and, in doing so, consider whether the other information is materially inconsistent with the financial report, or my knowledge obtained in the audit or otherwise appears to be materially misstated.

If, based on the work I have performed, I conclude that there is a material misstatement of this other information, I am required to report that fact. I did not receive the other information prior to the date of this auditor's report. When I do receive it, I will read it and if I conclude that there is a material misstatement in this information, I am required to communicate the matter to the CEO and Council and request them to correct the misstated information. If the misstated information is not corrected, I may need to retract this auditor's report and re-issue an amended report.

Responsibilities of the Chief Executive Officer and Council for the financial report

The Chief Executive Officer (CEO) of the Shire is responsible for:

- keeping proper accounts and records
- preparation and fair presentation of the financial report in accordance with the requirements of the Act and, to the extent that they are not inconsistent with the Act, the Australian Accounting Standards
- managing internal control as required by the CEO to ensure the financial report is free from material misstatement, whether due to fraud or error.

In preparing the financial report, the CEO is responsible for:

- assessing the Shire's ability to continue as a going concern
- disclosing, as applicable, matters related to going concern
- using the going concern basis of accounting unless the State Government has made decisions affecting the continued existence of the Shire.

The Council is responsible for overseeing the Shire's financial reporting process.

Auditor's responsibilities for the audit of the financial report

As required by the *Auditor General Act 2006*, my responsibility is to express an opinion on the financial report. The objectives of my audit are to obtain reasonable assurance about whether the financial report as a whole is free from material misstatement, whether due to fraud or error, and to issue an auditor's report that includes my opinion. Reasonable assurance is a high level of assurance but is not a guarantee that an audit conducted in accordance with Australian Auditing Standards will always detect a material misstatement when it exists.

Misstatements can arise from fraud or error and are considered material if, individually or in the aggregate, they could reasonably be expected to influence the economic decisions of users taken on the basis of the financial report. The risk of not detecting a material misstatement resulting from fraud is higher than for one resulting from error, as fraud may involve collusion, forgery, intentional omissions, misrepresentations or the override of internal control.

A further description of my responsibilities for the audit of the financial report is located on the Auditing and Assurance Standards Board website. This description forms part of my auditor's report and can be found at https://www.auasb.gov.au/auditors_responsibilities/ar4.pdf.

My independence and quality management relating to the report on the financial report

I have complied with the independence requirements of the *Auditor General Act 2006* and the relevant ethical requirements relating to assurance engagements. In accordance with ASQM 1 *Quality Management for Firms that Perform Audits or Reviews of Financial Reports and Other Financial Information, or Other Assurance or Related Services Engagements*, the Office of the Auditor General maintains a comprehensive system of quality management including documented policies and procedures regarding compliance with ethical requirements, professional standards and applicable legal and regulatory requirements.

Matters relating to the electronic publication of the audited financial report

This auditor's report relates to the financial report of the Shire of Dalwallinu for the year ended 30 June 2023 included in the annual report on the Shire's website. The Shire's management is responsible for the integrity of the Shire's website. This audit does not provide assurance on the integrity of the Shire's website. The auditor's report refers only to the financial report. It does not provide an opinion on any other information which may have been hyperlinked to/from the annual report. If users of the financial report are concerned with the inherent risks arising from publication on a website, they are advised to contact the Shire to confirm the information contained in the website version.

Mark Ambrose

Mark Ambrose
Senior Director Financial Audit
Delegate of the Auditor General for Western Australia
Perth, Western Australia
4 December 2023

9.4 CHIEF EXECUTIVE OFFICER

9.4.1 Provision of Banking Services

Report Date	19 December 2023
Applicant	Shire of Dalwallinu
File Ref	FM/29 – Financial Management - General
Previous Meeting Reference	Nil
Prepared by	Jean Knight, Chief Executive Officer
Supervised by	Jean Knight, Chief Executive Officer
Disclosure of interest	Nil
Voting Requirements	Simple Majority
Attachments	Nil

Purpose of Report

Council is requested to note that the Shire of Dalwallinu will be transitioning their banking services from Bankwest to Commbank.

Background

On 12 September 2023 the Shire was advised that all Bankwest business customers would be required to transition to CommBank or move to another service provider.

To ensure that a due diligence process was undertaken a Request for Quote (RFQ2223-33) was issued to CommBank and Westpac on 5 October 2023.

Consultation

Manager Corporate Services
Bankwest/CommBank
Westpac Bank

Legislative Implications

Nil

Policy Implications

Nil

Financial Implications

Nil

Strategic Implications

Nil

Site Inspection

Site inspection undertaken: Nil

Triple Bottom Line Assessment

Economic implications

There are no known significant economic implications associated with this proposal.



Social implications

There are no known significant environment implications associated with this proposal.

Environmental implications

There are no known significant environment implications associated with this proposal.

Officer Comment

A meeting was held with the Chief Executive Officer, Manager Corporate Services and two (2) representatives from Commbank on 12 October 2023. Discussions focussed around the services that Commbank could provide and the rate of interest on offer for Interest Bearing Deposit Accounts.

Another meeting was held with the Chief Executive Officer, Manager Corporate Services and three (3) representatives from Westpac on 19 October 2023. Again, discussions focussed around the services that Westpac could provide and the rate of interest on offer for Interest Bearing Deposit Accounts.

After analysis of the two submissions, it was agreed by both Officers that we would transition our banking services to Commbank as although most services on offer were comparable, Commbank did have a higher interest rate for short term investments.

The transition from BankWest to Commbank will take place over the coming months and we expect to go live in February 2024. There should be no interruptions to our business operations during this time.

Officer Recommendation

That Council notes that the Shire of Dalwallinu will be transitioning their banking services from Bankwest to Commbank.

Officer Recommendation/Council Resolution

MOTION

Moved Cr
Seconded Cr

0/0



9.4.2 Support for Application to become a Justice of the Peace

Report Date	19 December 2023
Applicant	Shire of Dalwallinu
File Ref	PE/139 – Personal File, GO/22
Previous Meeting Reference	Nil
Prepared by	Jean Knight, Chief Executive Officer
Supervised by	Jean Knight, Chief Executive Officer
Disclosure of interest	Impartiality – Author of Report
Voting Requirements	Simple Majority
Attachments	Nil

Purpose of Report

Council is requested to support an application by the Chief Executive Officer Jean Knight and Cr Jemma Counsel to make an application to become a Justice of the Peace (JP).

Background

Justices of the Peace provide quality, coordinated and accessible justice services which contribute to a safe and orderly community. The services they provide to the community are voluntary and without remuneration.

The *Oaths, Affidavits and Statutory Declarations Act 2005*, provides the general public with a wide range of persons, authorised to witness statutory declarations etcetera.

JP Duties

Bail, search warrants and witnessing documents.

A JP may be called up to:

- **Process bail applications. Accused persons may be granted bail by a court.**
In these circumstances, JPs may be requested to process bail and surety applications at a court house, police station lockup or prison.
- **Issue search warrants**
When considering an application for the issue of a search warrant, the JP must be satisfied from sworn evidence that there is sufficient cause to issue the warrant. A JP may be requested by police officers and other officers involved in law enforcement to issue search warrants at any time of the day or night, including weekends. It is a requirement that JPs make themselves available to attend annual training which includes training on search warrants.
- **Witness documents**
The *Oaths, Affidavits and Statutory Declarations Act 2005* authorises a JP to witness affidavits and statutory declarations. JPs are also authorised to witness other documents such as Enduring Power of Attorney, Enduring Power of Guardianship and Advance Health Directive.



The Western Australian Government website indicates that there are currently four (4) Justices of the Peace within the Shire of Dalwallinu:

Town	Justice of the Peace Name
Dalwallinu	Karen McNeill JP
Kalannie	Rebecca Chown JP Graham Sanderson JP
Wubin	Dorothy Blaxell JP

Investigations have found that Mrs Blaxell is no longer in Wubin and the WA Government needs to be advised to update their website.

With Karen McNeill planning to relocate in the coming months, this would leave only two(2) JP's in the Shire with none being located in the major town centre of Dalwallinu or to the north of the Shire.

Consultation

Councillors

Legislative Implications

Nil

Policy Implications

Nil

Financial Implications

Nil

Strategic Implications

Nil

Site Inspection

Site inspection undertaken: Nil

Triple Bottom Line Assessment

Economic implications

There are no known significant economic implications associated with this proposal.

Social implications

It is important that the community is able to access a Justice of the Peace as and when required.

Environmental implications

There are no known significant environment implications associated with this proposal.

Officer Comment

While the *Oaths, Affidavits and Statutory Declarations Act 2005* does authorise a Chief Executive Officer and Councillor to witness Statutory declarations, there are at times other documentation that requires witnessing which a Chief Executive Officer and Councillor are not authorised to witness but can be witnessed by a JP.



Criteria for Appointment

Applicants must meet the following criteria:

- Be an Australian citizen with a minimum of 12 months current residency in Western Australia;
- Be enrolled as an elector in Western Australia. Exceptions apply to applicants from the Cocos (Keeling) and Christmas Islands;
- Be of good character. An applicant's past behaviour and any criminal record will be considered. For the purpose of progressing applications to become a JP, screening including criminal history checks is conducted. With the applicant's consent a check will be made of criminal and traffic records and screening reports will be obtained;
- Demonstrate a willingness and capacity to undertake all of the duties of a JP when called upon, including attendance and successful completion of the appropriate training course;
- Must not be insolvent under administration;
- Applicants nearing, or over, the age of seventy (70) are not usually considered for appointment.

Application Process

The application form must be lodged with our local Statement Member of Parliament for our electoral district together with:

- The applicant's current resume;
- Employer's supporting *letter* (*Applicants who are not self-employed must provide a letter from their employer stating that the applicant will be reasonably available to perform the functions of office for police and public noting some of these duties may occur during work hours*).

Appointment Procedure

On receiving the application addressed to the Attorney General from our local State Member of Parliament, the JP Branch will commence the administrative/screening process of collating various reports that includes:

1. Screening including National Criminal History and ID Checks
2. Referee's reports.

The application is then considered by the Attorney General based on these reports, the criteria for appointment and the need for further appointments within the locality.

If the Attorney General is prepared to recommend the appointment as a JP, the applicant will receive an offer of appointment on the understanding that they will formally accept in writing that;

- The applicant must successfully complete the approved pre-appointment JP training course within 12 months of the offer;
- The applicant will carry out the duties of a JP and be readily available to the community of WA;
- If due to any change to the applicant's present circumstances the applicant becomes unable to perform the functions of Office in WA, it may be necessary to request the resignation in order that alternative appointments may be made.

After accepting the condition of appointment and successfully completing the course the applicant's appointment will be recommended to the Governor and a final decision on the appointment will be made at Executive Council. If the appointment is approved, the applicants will be contacted to swear



an Oath or Affirmation of Office before a local magistrate. On receiving the signed 'Oath of Office', the appointments will be published in the Government Gazette. The date the appointment is advertised in the Gazette will be the official date of the applicants becoming a JP.

Officer Recommendation

That Council:

1. Supports the application for Jean Maree Knight (Chief Executive Officer) and Jemma Louise Counsel (Councillor) to become a Justice of the Peace;
2. Authorises the Shire President to write correspondence in support of the application for Jean Maree Knight (Chief Executive Officer) stating that the applicant will be reasonably available to perform the functions of a Justice of the Peace during work hours if required.

Officer Recommendation/Council Resolution

MOTION

Moved Cr

Seconded Cr

0/0



9.4.3 Request for Fee Concession – Dalwallinu Recreation Centre Main Hall & Bar*

Report Date	19 December 2023
Applicant	Glen Jones o/bo Dalwallinu Agricultural Society
File Ref	CU/6 – Customer Service - Requests
Previous Meeting Reference	Nil
Prepared by	Jean Knight, Chief Executive Officer
Supervised by	Jean Knight, Chief Executive Officer
Disclosure of interest	Nil
Voting Requirements	Absolute Majority
Attachments	Correspondence from Glen Jones

Purpose of Report

Council is requested to consider a request from Glen Jones on behalf of Dalwallinu Agricultural Society for a concession for the fee associated with the hire of the Dalwallinu Recreation Centre Main Hall & Bar.

Background

Correspondence was received on 11 December 2023 from Glen Jones on behalf of Dalwallinu Agricultural Society.

An event has been planned for Tuesday 12 March 2024 to raise funds to go towards the Dalwallinu Agricultural Society and the 100 year celebration of the Dalwallinu Show.

Nutrien Ag Solutions and Dally Haulage have engaged Shannon Hurn (Ex West Coast Eagles Captain and Player) to come to Dalwallinu to attend this event. The cost will be \$20 per head pre booked or \$25 at the door. Memorabilia will be auctioned on the night. Half of the proceeds (after costs) will be donated to the Dalwallinu Agricultural Society along with the bar takings and a guernsey signed by Nic Naitanui.

They have requested that Council consider providing the venue for free.

Consultation

Councillors (Agenda Briefing 12 December 2023)

Legislative Implications

State

Local Government Act 1995

Policy Implications

Nil

Financial Implications

Should Council support the proposal, this will see a loss of revenue of \$400.



Strategic Implications

Nil

Site Inspection

Site inspection undertaken: Not applicable

Triple Bottom Line Assessment

Economic implications

There are no known significant economic implications associated with this proposal.

Social implications

There are no known significant social implications associated with this proposal.

Environmental implications

There are no known significant environmental implications associated with this proposal.

Officer Comment

These sports' function events have been well attended in the past. With the majority of the proceeds being donated to the Dalwallinu Agricultural Society to assist with their 100 year celebration, they are a worthy recipient.

It is the Officer's recommendation that Council waive the hire fee of \$400 for the event to be held on 12 March 2024.

Officer Recommendation

That Council waive the hire fee for the Dalwallinu Recreation Centre Main Hall & Bar hired by Dalwallinu Agricultural Society on Tuesday 12 March 2024.

Officer Recommendation/Council Resolution

MOTION

Moved Cr

Seconded Cr

0/0



Jean Knight

From: Glen Jones [REDACTED]
Sent: Monday, 11 December 2023 3:14 PM
To: [REDACTED]
Cc: [REDACTED]
Subject: Shannon Hurn Event in Dalwallinu

Good Afternoon Jean, Keith and Steve

Nutrien Dalwallinu and Dally Haulage have paid for Shannon Hurn Ex retired Eagles Captain to come to Dalwallinu on the 12th March. All proceeds for this event goes towards the **Dalwallinu AG Society and the 100 year celebration of the Dalwallinu Show.**

It will run a Sports night like the previous functions' that we have had at the Dalwallinu Rec Centre.

We have sent the forms into Christie at the shire today to hire the venue. The venue will be hired by the Dalwallinu Ag Society.

To prevent any costs for the Ag society I was hoping that the Shire could take away the hiring costs and maybe put up their advertising banners like you have done on previous occasions.

If you could let me know your thoughts that would great.

Run Down and costings of event
No cost for the Dalwallinu Ag Society
Event Cost \$3300 (Nutrien and Dally Haulage have paid for this)
Venue Cost TBA
Liquor License Dally Ag Society to pay and send account to Nutrien.
\$20 per head pre Booked or 25 on the night
Function is from 6 pm onwards
Memorabilia after costs covered half goes to the Dally Ag society.
Bar takings to the Dally Ag society
Nic Nat signed guernsey also donated to the Dally Ag society

Providing Memorabilia sells well I am thinking the event will make between 7 to 10000 dollars for the Ag society.

If you could let me know your thoughts around the venue hire that would be great.

Regards

Glen Jones
[REDACTED]

For more information on Nutrien's email policy or to unsubscribe, click here: <https://www.nutrien.com/important-notice>

Pour plus de renseignements sur la politique de courrier électronique de Nutrien ou pour vous désabonner, cliquez ici: <https://www.nutrien.com/avis-important>

- 10 APPLICATIONS FOR LEAVE OF ABSENCE
- 11 MOTIONS OF WHICH NOTICE HAS BEEN RECEIVED
- 12 QUESTIONS FROM MEMBERS WITHOUT NOTICE
- 13 NEW BUSINESS OF AN URGENT NATURE (INTRODUCED BY DECISION OF THE MEETING)
- 14 MEETING CLOSED TO THE PUBLIC – CONFIDENTIAL BUSINESS AS PER LOCAL GOVERNMENT ACT, 1995, SECTION 5.23(2)

PROCEDURAL MOTION

Moved Cr
Seconded Cr

That Council moves into a confidential session at 0.00pm as per *Local Government Act 1995*, Section 5.23(2)(a)(b)(c)(d) e)

- (a) a matter affecting an employee or employees; and
- (b) the personal affairs of any person; and
- (c) a contract entered into, or which may be entered into, by the local government and which relates to a matter to be discussed at the meeting; and
- (d) legal advice obtained, or which may be obtained, by the local government and which relates to a matter to be discussed at the meeting; and
- (e) a matter that if disclosed, would reveal —
 - (i) a trade secret; or
 - (ii) information that has a commercial value to a person; or
 - (iii) information about the business, professional, commercial or financial affairs of a person,
 where the trade secret or information is held by, or is about, a person other than the local government;

to discuss:

- 14.1** Dalwallinu Caravan Park – Expressions of Interest to Lease
- 14.2** Disposal of Lot 734 (5) South Street Dalwallinu
- 14.3** Award of RFT2324-02 Design & Construct 2x1 Modular Unit
- 14.4** Disposal of Surplus Plant by Tender

0/0



14.1 Dalwallinu Caravan Park - Lease*

Report Date	19 December 2023
Applicant	Shire of Dalwallinu
File Ref	A46125
Previous Meeting Reference	Nil
Prepared by	Jean Knight, Chief Executive Officer
Supervised by	Jean Knight, Chief Executive Officer
Disclosure of interest	Nil
Voting Requirements	Simple Majority
Attachments	Expressions of Interest x 3

Purpose of Report

Council is requested to consider the expressions of interest received for the lease of the Dalwallinu Caravan Park.

Officer Recommendation/Council Resolution

MOTION

Moved Cr
Seconded Cr

0/0

14.2 Disposal of Lot 734 (5) South Street, Dalwallinu

Report Date	19 December 2023
Applicant	Shire of Dalwallinu
File Ref	A6213
Previous Meeting Reference	Nil
Prepared by	Jean Knight, Chief Executive Officer
Supervised by	Jean Knight, Chief Executive Officer
Disclosure of interest	Nil
Voting Requirements	Simple Majority
Attachments	Nil

Purpose of Report

Council is requested to consider the disposal of a Shire property situated at Lot 734 (5) South Street, Dalwallinu.



Officer Recommendation/Council Resolution

MOTION

Moved Cr
Seconded Cr

0/0

14.3 Award of RFT2324-02 – Design & Construct 2x1 Modular Unit

Report Date	19 December 2023
Applicant	Shire of Dalwallinu
File Ref	FM/28 – Financial Management - Tendering
Previous Meeting Reference	OCM 26 September 2023 (M10143)
Prepared by	Jean Knight, Chief Executive Officer
Supervised by	Jean Knight, Chief Executive Officer
Disclosure of interest	Nil
Voting Requirements	Simple Majority
Attachments	Nil

Purpose of Report

Council is requested to consider the tenders received for RFT2324-02 Design & Construct 2x1 Modular Unit to be constructed at the rear of Lot 258(68) Annetts Road, Dalwallinu.

Officer Recommendation/Council Resolution

MOTION

Moved Cr
Seconded Cr

0/0



14.4 Disposal of Surplus Plant by Tender

Report Date	19 December 2023
Applicant	Shire of Dalwallinu
File Ref	PS/9 – Plant & equipment - Disposal
Previous Meeting Reference	Nil
Prepared by	Jean Knight, Chief Executive Officer
Supervised by	Jean Knight, Chief Executive Officer
Disclosure of interest	Nil
Voting Requirements	Simple Majority
Attachments	Nil

Purpose of Report

Council is requested to consider the tenders received for the sale of surplus plant (2010 Custom Made Semi Trailer (DL10324) and Allight 65kVa Generator) which are surplus to requirements.

Officer Recommendation/Council Resolution

MOTION

Moved Cr
Seconded Cr

0/0

PROCEDURAL MOTION

Moved Cr
Seconded Cr

That the meeting come from behind closed doors at **0.00pm**.

0/0

15 SCHEDULING OF MEETING

The next Ordinary Meeting of Council will be held on 27 February 2024 at the Shire of Dalwallinu Council Chambers, Dalwallinu commencing at 3.30pm.

16 CLOSURE

There being no further business, the Chairperson closed the meeting at _____pm.

